

# 2011-12 PURPLE ACES GAME NOTES



## 2011-12 Schedule

### NOVEMBER 2011

Oct. 29 DePauw @ W, 81-52

### NOVEMBER 2011

Nov. 4 Ill.-Springfield @ W, 74-61  
 Nov. 12 Butler W, 80-77 OT  
 Nov. 16 Indiana - ESPN3 L, 94-73  
 Nov. 19 Oakland City W, 80-53  
 Nov. 23 at Illinois-Chicago L, 79-75  
 Nov. 29 Alabama State W, 62-55

### DECEMBER 2011

Dec. 3 TCU ^ L, 70-68 OT  
 Dec. 6 at North Carolina ESPNU L, 97-48  
 Dec. 10 North Carolina A&T W, 86-65  
 Dec. 17 Tennessee Tech L, 72-70  
 Dec. 20 at Miami-Ohio W, 77-75  
 Dec. 29 SOUTHERN ILLINOIS \$ W, 78-60

### JANUARY 2012

Jan. 1 at NORTHERN IOWA ESPNU W, 76-65  
 Jan. 4 WICHITA STATE L, 67-66  
 Jan. 7 at ILLINOIS STATE L, 73-75  
 Jan. 10 at INDIANA STATE L, 78-80  
 Jan. 13 DRAKE L, 60-69  
 Jan. 15 at MISSOURI STATE W, 87-82 OT  
 Jan. 18 BRADLEY W, 90-67  
 Jan. 21 ILLINOIS STATE W, 79-71  
 Jan. 25 at WICHITA STATE \$ L, 74-86  
 Jan. 29 INDIANA STATE ESPNU, 81-90 2OT

### FEBRUARY 2012

Feb. 1 at BRADLEY W, 92-62  
 Feb. 4 at SOUTHERN ILLINOIS L, 52-53  
 Feb. 7 CREIGHTON W, 65-57  
 Feb. 12 at DRAKE ESPNU L, 54-78  
 Feb. 15 NORTHERN IOWA W, 63-62  
 Feb. 18 vs. Western Illinois & W, 68-45  
 Feb. 21 at CREIGHTON \$ L, 92-93 OT  
 Feb. 25 MISSOURI STATE 1:05 p.m.

### MARCH 2012

Mar. 2 Missouri State % W, 72-64  
 Mar. 3 Creighton % L, 71-99  
 Mar. 13 Princeton # 7:00 p.m.

@ - Exhibition Game

^ - Mountain West - MVC Challenge

& - SEARS Bracketbuster Game

% - State Farm MVC Tournament - St. Louis

\$ - MVC Network

# - 2012 CBI

Home Games in **Bold**

Home MVC Games in **BOLD CAPS**

MVC Games in ALL CAPS

All Times Central

## Game Thirty-Two

Princeton (19-11, 10-4 Ivy) at Evansville (16-15, 9-9 MVC)  
 March 13, 2012 - 7:05 p.m. - Ford Center - Evansville, Ind.

Live Coverage: 91.5 WUEV - [www.WUEV.org](http://www.WUEV.org)  
 PxP: Lance Wilkerson Color: Scott Shreffler  
 HDNet - Kenny Rice - PxP; Keno Davis - Color



EVANSVILLE INFORMATION  
 2011-12 Record: 16-15 (9-9 MVC)  
 Head Coach: Marty Simmons  
 Record at UE: 67-87 (5th Season)  
 Career Record: 165-160 (11th Season)

2011-12 STATISTICAL LEADERS  
 Points: Colt Ryan - 20.2 PPG  
 Rebounds: Troy Taylor - 5.0 RPG  
 Assists: Troy Taylor - 109 assists  
 Blocks: Kenneth Harris - 16 blocks  
 Minutes: Colt Ryan - 36.2 MPG

PRINCETON INFORMATION  
 2011-12 Record: 19-11 (10-4 IVY)  
 Head Coach: Mitch Henderson  
 Record at Princeton: 19-11 (1st Season)  
 Career Record: Same

2011-12 STATISTICAL LEADERS  
 Points: Ian Hummer - 16.1 PPG  
 Rebounds: Ian Hummer - 7.3 RPG  
 Assists: T.J. Bray - 110 assists  
 Blocks: Ian Hummer - 37 blocks  
 Minutes: T.J. Bray - 32.9 MPG

## Probable Evansville Starters



0

Ryan Sawvell  
 FR - F - 6-8 - 200  
 Mundelein, Ill.  
 Mundelein

Notes: Named to MVC All-Freshman team; averaged 6.2 PPG while making 20 starts

Points	Rebounds	Shooting	Free Throw	Minutes
6.2	4.0	62.2	61.0	20.9




5

Troy Taylor  
 JR - G - 6-0 - 184  
 Anderson, Ind.  
 Anderson

Notes: Junior named to MVC All-Defensive Team while leading UE in rebounding and second in assists

Points	Rebounds	Shooting	Free Throw	Minutes
5.5	5.0	50.4	75.7	27.1



11

Colt Ryan  
 JR - G/F - 6-5 - 210  
 Batesville, Ind.  
 Batesville

Notes: Won third MVC Player of the Week honor on 2/27, named All-MVC First Team player

Points	Rebounds	Shooting	Free Throw	Minutes
20.2	4.2	42.9	84.6	36.2



32

Kenneth Harris  
 SR - F/G - 6-6 - 185  
 St. Louis, Mo.  
 Gateway Tech

Notes: Led the Aces in scoring in both contests at the MVC Tournament

Points	Rebounds	Shooting	Free Throw	Minutes
11.3	4.4	46.7	74.9	28.3



34

Denver Holmes  
 SR - F/G - 6-4 - 180  
 Olathe, Kan.  
 Olathe South

Notes: Sent 2/25 game vs. MSU to OT with last-second three, received All-MVC Honorable Mention honors

Points	Rebounds	Shooting	Free Throw	Minutes
11.5	1.3	50.0	87.3	31.2

## Off The Bench

#	Name	Pos	Ht/Wt	CI	PPG	RPG	NOTES
1	Jordan Nelson	G	6-0/160	FR	1.6	0.4	Had a pair of 3's vs. BRAD
3	Matt Peeler	F/C	6-8/240	SR	0.9	1.4	Notched 2 pts and 3 rbs vs. WIU
4	Lewis Jones	G/F	6-3/205	JR	5.3	2.5	Had career-high 24 pts at MSU
10	Jaylon Moore	F/C	6-7/230	FR	1.2	1.1	Scored career high 6 pts at BRAD
13	Jordan Jahr	G/F	6-6/205	SO	5.8	2.6	Out for season with injury
14	Andy Chinn	G	6-0/165	JR	0.4	0.2	Hit first FG vs. Western Illinois
20	Brandon Williams	G	6-0/170	SR	0.0	0.2	Had a rebound vs. BRAD
22	Ned Cox	G	6-1/185	JR	9.0	1.6	Named MVC 6th Man of the Year
25	Rokas Cesnulevicius	F/C	6-8/215	FR	1.0	1.3	Scored career-high 7 pts at WSU



Contact: Bob Pristash Office: 812-488-2285 Cell: 812-266-5288 Email: [rp113@evansville.edu](mailto:rp113@evansville.edu)

# 2011-12 PURPLE ACES GAME NOTES



## Evansville In The CBI

Official Basketball Box Score -- Game Totals -- Final Statistics  
 Hofstra vs U. of Evansville  
 03-15-11 7:05 CDT at USI PAC Arena; Evansville, IN

Hofstra 70 • 21-12

#	Player	Total			3-Ptr			Rebounds			PF	TP	A	TO	Blk	Stl	Min
		FG-FGA	FG-FGA	FT-FTA	FG-FGA	FG-FGA	FT-FTA	Off	Def	Total							
05	Imes, David	f	1-2	0-0	3-4	3	3	6	3	5	2	2	1	2	17		
32	Washington, Greg	f	5-9	0-1	2-2	2	3	5	3	12	1	0	1	0	29		
03	Kelleher, Brad	g	4-8	1-5	0-1	0	1	1	2	9	3	4	0	2	34		
22	Jenkins, Charles	g	6-12	1-2	1-1	0	1	1	3	14	6	3	2	1	36		
23	Moore, Mike	g	5-12	1-4	3-4	1	5	6	4	14	3	3	0	1	40-		
04	Grogan, Matt		0-0	0-0	0-0	0	0	0	1	0	0	0	0	0	0+		
15	McLendon, Shemiye		2-4	0-1	0-2	0	0	0	0	4	0	1	0	0	14		
20	Jules, Yves		2-2	2-2	2-2	0	1	1	2	8	0	0	0	0	16		
24	Nwaukoni, Stephen		2-4	0-0	0-0	2	6	8	4	4	0	0	0	0	14		
	Team		0	2	2					1							
<b>Totals</b>			27-53	5-15	11-16	8	22	30	22	70	15	14	4	6	200		
FG % 1st Half:		14-30	46.7%	2nd half:	13-23	56.5%	Game:		27-53	50.9%	Deadball						
3FG % 1st Half:		1-7	14.3%	2nd half:	4-8	50.0%	Game:		5-15	33.3%	Rebounds						
FT % 1st Half:		7-9	77.8%	2nd half:	4-7	57.1%	Game:		11-16	68.8%	3						

U. of Evansville 77 • 16-15

#	Player	Total			3-Ptr			Rebounds			PF	TP	A	TO	Blk	Stl	Min
		FG-FGA	FG-FGA	FT-FTA	FG-FGA	FG-FGA	FT-FTA	Off	Def	Total							
32	Harris, Kenneth	f	2-5	0-0	0-2	2	1	3	2	4	2	1	0	1	15		
34	Holmes, Denver	f	1-5	0-1	1-2	0	3	3	4	3	3	2	0	0	20		
41	van Tongeren, Pieter	c	2-4	0-0	2-2	1	0	1	1	6	0	1	0	0	19		
02	Lacey, Kavon	g	3-6	1-1	1-2	1	2	3	1	8	2	1	0	0	30		
11	Ryan, Colt	g	6-13	4-6	5-6	0	4	4	2	21	4	2	0	2	36		
03	Peeler, Matt		0-0	0-0	0-0	0	0	0	0	0	0	0	0	0	1		
04	Jones, Lewis		0-0	0-0	0-0	0	0	0	0	0	0	1	0	0	4		
05	Taylor, Troy		0-0	0-0	2-2	0	3	3	2	2	1	1	0	0	10		
10	Williams, Brandon		0-0	0-0	0-0	0	0	0	0	0	0	0	0	0	0+		
13	Jahr, Jordan		5-9	2-3	1-2	2	3	5	2	13	2	0	0	1	23		
22	Cox, Ned		4-7	0-3	2-2	0	1	1	3	10	4	0	0	1	21		
52	Hopf, Clint		4-4	0-0	2-3	2	1	3	1	10	0	1	1	1	21		
	Team		0	2	2												
<b>Totals</b>			27-53	7-14	16-23	8	20	28	18	77	18	10	1	6	200		
FG % 1st Half:		12-27	44.4%	2nd half:	15-26	57.7%	Game:		27-53	50.9%	Deadball						
3FG % 1st Half:		4-9	44.4%	2nd half:	3-5	60.0%	Game:		7-14	50.0%	Rebounds						
FT % 1st Half:		6-9	66.7%	2nd half:	10-14	71.4%	Game:		16-23	69.6%	3						

Officials:

Technical fouls: Hofstra-None. U. of Evansville-None.  
 Attendance: 1284  
 First Round, College Basketball Invitational presented by Zebra Pen

Score by periods	1st	2nd	Total
Hofstra	36	34	70
U. of Evansville	34	43	77

Points	In	Off	2nd	Fast	Bench
HOFSTR	30	17	10	6	16
UE	30	12	6	6	35

Official Basketball Box Score -- Game Totals -- Final Statistics  
 Evansville vs Boise State  
 03/21/11 7 p.m. at Boise, Idaho (Taco Bell Arena)

Evansville 69 • 16-16

#	Player	Total			3-Ptr			Rebounds			PF	TP	A	TO	Blk	Stl	Min
		FG-FGA	FG-FGA	FT-FTA	FG-FGA	FG-FGA	FT-FTA	Off	Def	Total							
32	Harris, Kenneth	f	5-7	1-1	5-7	1	0	1	4	16	0	1	0	1	25		
34	Holmes, Denver	f	4-5	1-1	4-4	0	3	3	3	13	0	4	0	0	25		
41	van Tongeren, Pieter	c	1-2	0-0	0-0	0	1	1	4	2	0	1	0	0	16		
02	Lacey, Kavon	g	1-5	1-1	2-2	0	1	1	2	5	4	2	0	0	25		
11	Ryan, Colt	g	3-9	2-5	2-3	0	2	2	3	10	2	1	0	0	36		
03	Peeler, Matt		0-0	0-0	0-0	0	0	0	0	0	0	0	0	0	1		
04	Jones, Lewis		0-1	0-0	0-0	0	0	0	0	0	0	0	1	0	5		
05	Taylor, Troy		0-1	0-0	2-2	0	0	0	0	2	1	0	2	0	13		
13	Jahr, Jordan		2-4	0-2	0-0	0	0	0	5	4	0	2	0	0	10		
22	Cox, Ned		6-11	3-5	2-4	1	2	3	2	17	2	1	0	0	21		
52	Hopf, Clint		0-2	0-0	0-0	2	4	6	3	0	1	2	0	0	23		
	Team		1	3	4												
<b>Totals</b>			22-47	8-15	17-22	5	16	21	26	69	10	16	0	4	200		
FG % 1st Half:		4-17	23.5%	2nd half:	18-30	60.0%	Game:		22-47	46.8%	Deadball						
3FG % 1st Half:		3-6	50.0%	2nd half:	5-9	55.6%	Game:		8-15	53.3%	Rebounds						
FT % 1st Half:		12-14	85.7%	2nd half:	5-8	62.5%	Game:		17-22	77.3%	2.3						

Boise State 75 • 22-12

#	Player	Total			3-Ptr			Rebounds			PF	TP	A	TO	Blk	Stl	Min
		FG-FGA	FG-FGA	FT-FTA	FG-FGA	FG-FGA	FT-FTA	Off	Def	Total							
01	Arnold, Robert	f	2-4	1-2	0-0	1	2	3	2	5	1	2	1	0	14		
02	Montreal, Daequon	f	5-9	0-0	4-4	3	4	7	4	14	0	1	0	0	27		
23	Watkins, Ryan	f	6-9	0-0	6-7	1	7	8	4	18	2	1	1	0	25		
11	Elorriaga, Jeff	g	0-3	0-3	0-0	0	3	3	1	0	1	1	0	0	31		
12	Anderson, La'Shard	g	1-4	0-2	9-12	0	2	3	11	6	4	0	0	0	30		
10	Nichols, Tre		0-1	0-1	0-0	0	0	0	0	0	0	0	0	0	2		
15	Bropleh, Thomas		2-2	2-2	2-2	0	2	2	1	8	1	0	0	0	21		
20	Imadiji, Sean		0-1	0-0	0-0	0	0	0	0	1	0	0	0	0	3		
25	Noonan, Paul		1-2	1-2	2-2	0	0	0	0	5	0	2	0	2	21		
30	Perryman, Westly		3-6	0-2	4-5	0	2	3	10	2	3	0	2	0	20		
32	Moritz, Zack		2-2	0-0	0-0	1	1	1	1	4	1	1	0	0	6		
	Team		1	0	1												
<b>Totals</b>			22-43	4-14	27-32	6	23	29	20	75	14	16	2	4	200		
FG % 1st Half:		11-23	47.8%	2nd half:	11-20	55.0%	Game:		22-43	51.2%	Deadball						
3FG % 1st Half:		3-10	30.0%	2nd half:	1-4	25.0%	Game:		4-14	28.6%	Rebounds						
FT % 1st Half:		5-6	83.3%	2nd half:	22-26	84.6%	Game:		27-32	84.4%	1						

Officials: Shawn Lehigh, Glen Mayberry, D.G. Nelson

Technical fouls: Evansville-None. Boise State-None.  
 Attendance: 5913  
 2011 CBI presented by ZEBRA PEN - QUARTERFINAL ROUND

Score by periods	1st	2nd	Total
Evansville	23	46	69
Boise State	30	45	75

Points	In	Off	2nd	Fast	Bench
UE	16	19	2	2	23
BSU	26	18	4	4	27

Last FG - UE 2nd-00:16, BSU 2nd-00:57.  
 Largest lead - UE by 3 1st-08:06, BSU by 9 1st-03:06.

Score tied - 4 times.  
 Lead changed - 4 times.

## CBI HISTORY

Last season, the Aces made their first CBI appearance and advanced to the second round of play. Evansville opened up the tournament by playing host to Hofstra at the PAC Arena on the campus of the University of Southern Indiana. The Pride held a 36-34 lead at the half, but UE was propelled by 57.5% shooting in the second half to hang on for a 77-70 victory. Colt Ryan led everyone with 21 points while Jordan Jahr recorded 13 on a 5-for-9 performance. The difference came from the Aces bench as three players recorded double figures, outscoring Hofstra's bench by a 35-16 margin.

With the victory, Evansville advanced to play at Boise State on March 21. The Broncos led by seven at the half and would eventually win by a 75-69 tally. The Aces rallied from their halftime deficit to take a 50-49 lead inside of ten minutes remaining. before a 14-6 BSU run would prove to be too much for the Aces to overcome as the Broncos would take the 75-69 win. Fouls made a difference in the contest as the Aces were whistled for six more while the Broncos were given ten more free throws. Four Aces finished in double digits, led by Ned Cox, who notched 17 points.

Colt Ryan averaged 15.5 PPG in the two contests last season while Cox was close behind with 13.5. Evansville's defense allowed both opposing squads to shoot over 50% in the event while being outrebounded by an average of five boards per game.



# 2011-12 PURPLE ACES GAME NOTES



## Follow The Aces



You can find the Purple Aces on Facebook and Twitter! Follow the UE men's basketball team on Facebook at "Aces Men's Basketball (Official)". The Aces hoops team is also on Twitter @evansvillehoops. You can also follow all of the University of Evansville athletics teams on Twitter @ueathletics and on Facebook at University of Evansville Athletic Department.

GoPurpleAces.com is the official home of University of Evansville athletics. GoPurpleAces has the most info on Evansville Athletics and provides daily updates on all MU sports. It is also the one place to find live streaming and audio from several Aces athletics contests.



### The Marty Simmons Radio Show

Aces head coach Marty Simmons and Lance Wilkerson host the "Marty Simmons Radio Show" every Monday night at 6 p.m.-7 p.m. at Turoni's on the east side. The show can be heard on WUEV 91.5 FM. The restaurant is located just north of the UE campus. Fans are invited to come out each week and get the inside scoop on the latest developments with the Aces basketball team!

### Home Media Stats

Members of the media can follow today's game by logging on to [evansville.statbroadcast.com](http://evansville.statbroadcast.com). You can follow it on any laptop or mobile device. This access is for media only and is available for all home contests.

## Media Policy

University of Evansville Sports Information Director Bob Pristash will be serving as the primary media contact for Aces Men's Basketball this season and all interview and media requests must be directed to his attention. He can be reached via email at [rp113@evansville.edu](mailto:rp113@evansville.edu) or at 812-266-5288.

Head coach Marty Simmons and requested players will be available prior to practice each day. All requests must be made by Noon of that day. No exceptions. All scheduled interviews will take place in the arena prior to practice. Please see the schedule in game notes for a full schedule of that week. Please contact Bob Pristash on the day of your scheduled interview to confirm location. With schedules at the Ford Center possibly changing last minute, we want to make sure you end up at the correct place. There will also be no availability on game day prior to the contest and on scheduled off days.

Photographers (including TV and other video) are permitted to shoot during the first 10 minutes of practice. All photographers must notify Bob Pristash in advance in order to attend practice. Coach Simmons and selected players will be available following each home game in the media room of the Ford Center following a ten-minute cooling off period. Quotes from road games will be included in the post-game release.

## QUICK HITS

- With tonight's CBI game, the Aces have now advanced to postseason play in three out of the last four seasons.
- Tonight will be just the second meeting between Evansville and Princeton. The Aces were victorious by a 53-32 final in the only other meeting.
- The Aces are 4-1 all-time against teams in the Ivy League
- By finishing the regular season with a 15-14 mark, UE clinched its first back-to-back winning regular seasons since 1998 and 1999
- Junior Ned Cox received 6th Man of the Year honors after being named to the All-Bench Team last year
- Colt Ryan was named All-Conference First Team and MVC Scholar Athlete of the Year, Denver Holmes got All-Conference Honorable Mention, Ryan Sawvell made the All-Freshman Team while Troy Taylor took home All-Defensive Team honors
- The Aces clinched their second-highest regular season finish since entering the MVC in 1994 by taking third; UE's only other seed that high came when winning the regular season championship in 1999
- Evansville is 12th in the nation and 1st in the MVC, hitting 76.2% of its free throws
- UE leads the MVC and is 4th in the nation in turnover margin (+4.7)
- Following a 93-92 loss at Creighton, UE has now lost 8 games by a total of 15 points

## CURRENT NOTES

**The Opening Tip:** Creighton shot 60.4% while knocking down 12 three-pointers en route to a 99-71 victory in the semifinals of the MVC Tournament. Gregory Echenique scored 20 points while grabbing nine boards and blocking three shots in the win. Kenneth Harris was one of three Aces to reach double figures, tallying 17 points. Colt Ryan tallied 13 points while Denver Holmes chipped in 11. The 99 points scored by the Bluejays marked the most scored by an opponent since Coach Simmons took over the program in 2007.

**Just The Second Time:** In last week's Missouri Valley Tournament, the Aces went in as the No. 3 seed, the second-highest ever while advancing to Saturday's semifinals for just the second time. It was a stark turnaround for a team that entered the tournament with just a 4-17 mark in its previous 17 tries. Evansville began with a 72-64 victory over Missouri State, earning the season sweep of the Bears. The win marked Evansville's fifth Arch Madness victory. With the three-game sweep of Missouri State, the Aces completed their second ever three-game sweep, the other came in 1999 when UE was a perfect 3-0 over Wlchita State.

**We're Back:** For the third time in four years and the tenth time since entering Division I in 1977, the University of Evansville will play in the postseason. In 2009, only Coach Simmons' second season, he led the Aces to the CIT where they squared off against Belmont. Last year, UE picked up its first postseason win since the 1989 NCAA Tournament win over Oregon State in the opening round win over Hofstra. It has been almost 20 years since UE accomplished the feat as Jim Crews led UE to three-straight postseason berths, including two NCAA tournaments, from 1992-94.

**Coaching Them Up:** Since his arrival at UE in 2007, head coach Marty Simmons has steadily turned the program around. In three of the last four years, Simmons has finished in the top six in the league after the program had done so just once in the eight seasons before 2009. His squads have shown vast improvement against top competition, winning three of his last five games versus ranked opponents. Prior to that streak, Evansville had fallen in ten-consecutive games against top-25 squads. With a 15-14 regular season mark in 2011-12, Simmons helped UE to its first back-to-back winning regular seasons since 1998-99 through 1999-2000.

**Feels Like Home:** St. Louis native Kenneth Harris felt right at home in the MVC Tournament, amassing 37 points in the Aces' two games to lead the team. In the win over Missouri State, Harris scored 20 points while grabbing eight boards, shooting 6-11 while going a perfect 8-8 from the foul line. Harris also led the Aces in scoring against Creighton, notching 17 points while hitting 6-of-12 shots.

**Scouting The Tigers:** Princeton put up a 19-11 record while going a solid 10-4 in the Ivy League. The Tigers are in the postseason for the third-straight year after being in the CBI two years ago before making the NCAA's last year. After starting the season at 1-5, Princeton has won eight of its last nine games and 18 out of 24. The top scoring offense in the Ivy League is led by Ian Hummer who leads the Tigers with 16.1 points per game while Douglas Davis averaged 13.0. The top victory of the season for Princeton came against ACC champion Florida State as the Tigers topped the Seminoles by a 75-73 final in a triple overtime thriller in Tallahassee.

**Looking Back:** Coach Simmons and the Aces put forth the top defensive effort in Simmons' tenure in a 2007 victory over the Tigers as UE picked up a 53-32 win, marking Simmons' 2nd as the head coach at his alma mater. The 32 points by the Tigers along with 39 attempts and three assists remain the lowest during coaches' time at UE. Shy Ely tied for the game-high with 12 points as he connected on six out of 11 shots in the win at Roberts Stadium.

**Free Play:** The Aces have played six overtime games this season, shattering the previous mark of three, which was done on five occasions, most recently in 2001-02. Evansville is an even 3-3 in those contests, including two wins over Missouri State by five points each time.



# 2011-12 PURPLE ACES GAME NOTES



**Playing Close:** Eight of Evansville's 15 losses have come by an amazing 15 combined points. The Aces fell to Creighton, Wichita State and at Southern Illinois by a point, lost four two-point games (Indiana State, Illinois State, Tennessee Tech and TCU) and fell at UIC by four points. Five of those contests saw UE hold a lead in the final 1:30 of play.

**Making A Difference:** Junior Lewis Jones has averaged 5.3 points and 2.5 rebounds per contest, but when is scoring touch is hitting on all cylinders, the Aces are too. In games where Jones has recorded eight or more point, Evansville is 9-1. The one loss was a 1-point defeat at Southern Illinois. His top effort of the season came at Missouri State where he recorded a career-high 24 points while hitting 9-of-14 shots. In UE's 16 wins, Jones has averaged 7.4 PPG while hitting 57.6% of his shots. Jones' production has gone down in the 15 losses for the Aces as he has scored an average of just 3.1 PPG while shooting 22.4%.

**Top Of The Heap:** Over the first seven games of the season, the Aces were shooting just 66.7% from the free throw line and were hanging around the middle of the pack in that statistic. In the 24 games since then, UE has hit 79.7% of its free throws and has risen to the top of the MVC and the top 15 in the nation. Evansville has had six contests where it has hit 90% from the line, including the home game against Indiana State where UE was 24-of-26 from the line. Denver Holmes is the top free throw shooter in the league while Colt Ryan sits second. At Drake, UE hit all nine attempts to improve its percentage even more.

**On The Road In The Valley:** Over the last ten years, the Aces have struggled on the road in Missouri Valley play, posting a record of just 16-83 while failing to win more than three league road games in any of those seasons. Evansville made a step in the right direction with a New Year's Day win at Northern Iowa, which marked UE's first win in Cedar Falls in 10 years before grabbing a win at Missouri State, its first triumph in Springfield since the 2003-04 campaign. With a win at Bradley on February 1, the Aces grabbed their first triumph in Peoria, Ill. since 2003. The last winning road MVC mark came in the 1998-99 season when the Aces were 6-3 away from Roberts Stadium.

**Logging His Time:** Junior Colt Ryan leads the MVC with 36.2 minutes per game. Ryan has played at least 29 minutes in all but one game this season. The last time Ryan did not play 30 minutes in a game was on January 13 against Drake when he saw 22 minutes of action. Last year, there were eight times where he played fewer than 30 minutes. For the third time in his career, Ryan played all 40 minutes of a regulation game without a break in the win against Creighton. The other times were at UNI earlier this year and in the road game at Illinois State in his freshman season.

**Playing Smart:** Evansville has done its job taking care of the ball while forcing the opposition into mistakes. The Aces own the top turnover margin in the Missouri Valley Conference at 4.7, a stat which is 4th in the nation. UE has forced 15 or more turnovers in 22 out of 31 games this year, including a season high of 28 by Oakland City. In the home tilt against Missouri State, UE forced 24 turnovers, marking the ninth time UE has forced the opposition into 20 or more.

**Tough Luck:** The Aces lost one of their top shooters for the season in sophomore Jordan Jahr. Jahr broke his foot in practice on December 13.

## ACES HONORED

**First Team Honor:** Junior Colt Ryan became just the fifth player to be named to the MVC All-Conference First Team and the first to garner the honor since Shy Ely did so in 2009 (Marcus Wilson was named on two occasions). Ryan led UE and was second in the MVC, averaging 20.5 points per game while tying for the league lead in steals, swiping two a game. The three-time MVC Player of the Week scored a career-high 43 points last week against Creighton before tallying 12 in Saturday's win over Missouri State. Ryan was also named to the CollegeHoops.net All-MVC Team. On Thursday, Ryan was named the MVC Scholar Athlete of the Year.

## Tale of the Tape

Evansville.....	Category .....	Princeton
73.1 ppg.....	Scoring Offense .....	66.2
72.0 ppg.....	Scoring Defense .....	61.0
+1.1 ppg .....	Scoring Margin .....	+5.1
45.7%.....	Field Goal % .....	45.8%
48.2%.....	Field Goal % Defense .....	41.4%
76.2%.....	Free Throw % .....	67.5%
-5.2.....	Rebounding Margin .....	+0.1
5.5/gm.....	3 Pt. FG Per Game.....	7.2
38.7%.....	3 Pt. FG % .....	37.3%
15.8/gm.....	Assists Per Game.....	14.2
1.6/gm.....	Blocks Per Game.....	3.9
7.7/gm.....	Steals Per Game .....	6.3
12.6/gm.....	Turnovers Per Game .....	12.5
21.4/gm.....	Personal Fouls Per Game.....	16.6

## Series History

This will mark only the second meeting between Princeton and Evansville with the only other meeting coming in December of 2007 as the Aces picked up a 53-32 win in a defensive battle. The Aces have played in five games against Ivy League opponents, winning four times. The victories have come against Princeton, Harvard, Penn and Columbia while Yale dealt UE its one loss.

Last Meeting  
07-08 D5 H W 53-32

## Evansville's Non-Conference Record

ACC (North Carolina).....	0-1
Big Ten (Indiana) .....	0-1
Division II (Oakland City).....	1-0
Horizon (Butler, Illinois-Chicago) .....	1-1
MAC (Miami-Ohio) .....	1-0
MEAC (North Carolina A&T).....	1-0
Mountain West (TCU).....	0-1
Ohio Valley (Tennessee Tech) .....	0-1
SWAC (Alabama State).....	1-0

## THIS WEEK'S SCHEDULE (subject to change)

Mon. Mar. 12	Tues. Mar. 13	Wed. Mar. 14	Thurs. Mar. 15	Fri. Mar. 16	Sat. Mar. 17	Sun. Mar. 18
Practice 3:30 p.m. Carson Center	CBI First Round Ford Center 7:00 p.m.	TBA	TBA	TBA	TBA	TBA





# 2011-12 PURPLE ACES GAME NOTES



## Quick Facts

### GENERAL INFORMATION

Name..... University of Evansville  
 Founded..... 1854  
 Location..... Evansville, Ind.  
 Enrollment..... 2,822  
 Nickname..... Purple Aces  
 Colors..... Purple, White and Orange  
 National Affiliation..... NCAA Division I  
 Conference..... Missouri Valley Conference  
 Home Floor/Capacity..... Ford Center/11,000  
 President..... Dr. Thomas Kazez  
 Director of Athletics..... John Stanley  
 Athletic Ticket Office..... 812-488-ACES

### COACHING STAFF

Head Coach..... Marty Simmons (Evansville, '87)  
 Record at Evansville..... 67-87 (.435), 5th season  
 Overall Record..... 165-160 (.508), 11th season  
 Assistant Coach..... Jimmy Elgas (Illinois State, '93)  
 Assistant Coach..... Chris Hollender (Evansville, '98)  
 Assistant Coach..... Carson Harris (Manchester, '01)  
 Director of Basketball Operations..... Lucious Wagner (Evansville, '05)  
 Strength and Conditioning Coach..... Joe Hermes  
 Assistant Athletic Trainer..... Troy Coppus  
 Director Of Development For Men's Basketball..... Kim Gentry

### TEAM INFORMATION

2010-11 Overall Record..... 16-16  
 2010-11 Missouri Valley Record/Finish..... 9-9/6th  
 Starters Returning/Lost..... 3/2  
 Letterwinners Returning/Lost..... 10/4  
 Newcomers..... 4

### HISTORY

First Year of Basketball..... 1919-20  
 Overall Record..... 1,262-987 (.561), 92 years  
 NCAA College Division National Champions..... 1959, 60, 64, 65, 71  
 Missouri Valley Record..... 136-188 (.420), 17 years  
 Ford Center Record..... 11-6, 1st season  
 Last Postseason..... 1-1 in 2011 CBI  
 W, 77-70 vs. Hofstra (2011 CBI)  
 L, 75-69 at Boise State (2011 CBI)  
 NCAA Tournament Appearances..... 5 (1982, 1989, 1992, 1993, 1999)  
 Last NCAA Appearance..... L, 95-74 vs. Kansas (1999 First Round)  
 NIT Appearances..... 2 (1988, 1994)  
 Last NIT Appearance..... L, 76-63 vs. Tulane (1994 First Round)  
 CIT Appearances..... 1 (2009)  
 Last CIT Appearance..... L, 92-76 vs. Belmont (2009 First Round)  
 CBI Appearances..... 1 (2011)  
 Last CBI Appearance..... W, 77-70 vs. Hofstra (2011 First Round)  
 L, 75-69 at Boise State (2011 Second Round)

### SPORTS INFORMATION

Sports Information Director (MBB contact)..... Bob Pristash  
 Office..... (812) 488-2285  
 Cell..... (812) 266-5288  
 E-Mail..... rp113@evansville.edu  
 Assistant Sports Information Director..... Lizzie Barlow  
 Office..... (812) 488-1152  
 E-Mail..... eb153@evansville.edu  
 Graphic Design Specialist..... Jen McKee  
 Office..... (812) 488-2350  
 E-Mail..... jm359@evansville.edu  
 Voice of the Aces..... Lance Wilkerson  
 Office..... (812) 488-2623  
 E-Mail..... lw137@evansville.edu  
 Sports Information Fax..... (812) 488-2199  
 Mailing Address..... 1800 Lincoln Avenue  
 Evansville, In 47722  
 Official Athletics Website..... www.GoPurpleAces.com

**Sixth Man:** Coming off the bench can be a tough task, but don't tell that to junior Ned Cox, who showed that the role suits him better than anyone else in the MVC. It is that attitude that helped Cox earn Sixth Man of the Year honors. After averaging 7.3 PPG a season ago, Cox saw his average rise by two points. He has ten double-digit scoring efforts, led by a pair of 20-point outings. In a November contest at Illinois Chicago, he set his career mark with 24 points as he hit 9-of-13 shots. He followed that up with a 22-point performance at Indiana State where he was a perfect 4-4 from long range. Cox made two starts for the Aces, scoring 16 points against Oakland City before leading Evansville with 17 points in a start in the regular season finale against Missouri State. He is the second Aces to be honored with the award; Curt Begle picked up the award in 1999.

**Honor For The Young Gun:** Making the All-Freshman Team was Ryan Sawvell. He got better as the season went on, scoring 10 or more points in a span of seven out of 11 contests in January and February. Sawvell's top scoring game came against Drake where he knocked down seven shots to score 14 points. In UE's win at Bradley, Sawvell hauled in 16 rebounds, the most a UE player has had this season. He has been an extremely accurate shooter, hitting 61.7% of his attempts, a tally that would be in the top ten in the nation with enough tries. Sawvell is the 10th UE player to be named an All-Freshman player.

**Playing Some D:** One of the pleasant surprises for Evansville this season was junior Troy Taylor. The point guard, and the leading rebounder for UE, was named to the All-Defensive Team. Taylor leads the Aces with 5.1 rebounds per game while contributing in other facets as well, notching 104 assists, 43 steals and 5.4 PPG. Taylor has made two stabs at just the second triple-double in Evansville history, most recently in the home game against Indiana State. He fell just two assists and a point short of accomplishing the feat. He is one of just three players to receive the honor for the Aces. Jeremy Stanton was named to the team each season from 1999-2001 while Reed Jackson notched the award in 1995.

### MISSOURI STATE ARCH MADNESS GAME

**Turning The Tables:** Evansville picked up its fifth MVC Tournament win on the strength of a 72-64 victory over Missouri State on Friday evening. Kenneth Harris led UE with 20 points while Colt Ryan had 19. Troy Taylor hauled in 13 rebounds as UE finished with a 37-22 edge on the boards. The Aces led for the majority of the game as MSU held a 1-point lead for a few seconds. The win was Evansville's first in the tournament since 2006 and the game marked just the second time UE has advanced to the semifinals. The only other time came in 1999 when the Aces fell to the Bluejays in the championship.

### MISSOURI STATE GAME

**Going Out With A Bang:** Denver Holmes has come on strong in his final weeks with the Aces. In the home win over Northern Iowa, Holmes hit a pair of threes in the final 19 seconds to give UE the win. He followed that up with a career-high 25 points at Creighton where he was 8-9 and 4-5 from three-point range. In the regular season finale against Missouri State, he was clutch once again. With just one second remaining in regulation, he connected on a trey to send the game to OT before UE hung on for the win. He is the leading free throw shooter in the MVC (87.3%) and UE's No. 2 scorer. For his efforts, the Olathe, Kan. native was named All-Conference Honorable Mention.

### CREIGHTON GAME

**Putting On A Show:** Colt Ryan recorded a career-high of 43 in the road contest against Creighton. Scott Haffner had the top game in program history with a 65-point effort against Dayton in 1989 while Ryan's total was the most since Casebier had 44 in the December 12, 1992 game against the Redbirds. Ryan shot lights out, knocking down 17-of-24 shots, including four three-pointers. His 17 field goals marked the first time an Ace hit 15 or more since Casebier's game against ISU.

**Not To Be Forgotten:** While its hard to steal the headlines when someone scores 43, Denver Holmes gave it his all. The Olathe, Kan. native hit 8-of-9 shots, which included five out of six treys on his way to 25 points, the top scoring output of his career. Holmes recorded seven assists while hauling in three rebounds.

### WESTERN ILLINOIS GAME

**Sears Bracketbusters:** The February 18th game against Western Illinois marked the ninth season that the Aces have participated in the BracketBusters competition and have posted a 4-5 record over that span. UE has faced schools in the OVC (Eastern Illinois, Murray State, UT-Martin), MAC (Miami OH, Central Michigan), Horizon (Loyola, UIC) and Southern Conference (Samford). The Aces and Leathernecks have squared off twice prior to this season, with UE winning both ends of a home-and-home series in 2004 and '05.



# 2011-12 PURPLE ACES GAME NOTES



## NORTHERN IOWA GAME

**Wild Finish:** A last-second finish finally went the right way for the Aces as Denver Holmes hit his second trey in the last minute, the last one coming with 0.5 seconds remaining to give Evansville a 63-62 victory over Northern Iowa. Evansville has lost seven games by a total of 14 points this season before that game went in favor of UE. Northern Iowa used a 13-0 second-half run to overcome a 10-point deficit before five late lead changes capped off a back-and-forth game. The teams combined to hit three treys in the final 19 seconds.

## DRAKE GAME

**Just When Things Looked Up:** Though Evansville never led in the contest at Drake, the Aces were in position to take their first lead. Down 40-39, UE missed four shots that would have given them the lead. Drake made them pay, going on a 20-4 run that Evansville was never able to recover from.

**Bulldogs Do It Again:** Colt Ryan has had just three games this season where he has not reached double figures and two of them came against Drake while the other was at North Carolina. In two games against the Bulldogs, Ryan has scored a total of 13 points while hitting a pair of buckets in each game. A 41.4% shooter on the season, the junior has shot just 28.6% (4-14) in the two contests, both losses for the Aces.

## CREIGHTON GAME

**Another Team Effort:** Evansville prides itself on its unselfish team play and that was never exhibited more than it was in the win over Creighton. Kenneth Harris led the way with 15 points while Colt Ryan had 14 and Ryan Sawvell had 12. Five players had 8 points or more while the squad recorded 14 assists on 22 buckets. For the season, UE is averaging 15.7 assists per game, a total that is 26th in the nation. The Aces are also averaging an assist on 64% of their baskets, putting them seventh in the USA.

**Beating The Best:** For the third-consecutive year, the Aces have shown that they can compete with anyone in the country, beating a ranked team for the third straight year. Two years ago, UE picked up a home win over No. 22 UNI before taking an overtime win at Butler last season. Prior to defeating the 15th-ranked Bluejays, the other ranked opponent Evansville faced this year was No. 6 North Carolina.

**Winning With The "D":** It has always been said that defense wins championships and the Aces showed that in their win over the top MVC championship contender in Creighton. UE held the Bluejays, one of the top offenses in the nation, in check. The Bluejays were held to season lows in scoring (57 points) and 3-point percentage (18.2%) while tying for its season low with 21 field goals.

## SOUTHERN ILLINOIS GAME

**What A Difference A Game Makes:** Following a record-setting outing at Bradley, the Evansville offense met its match at Southern Illinois. UE put up just 52 points while shooting 40.9%; both marked the lowest output in MVC play for the Purple Aces. The leading scorer for UE was Colt Ryan with 13 points, which marked the lowest total for the top scorer for UE this season. Southern Illinois also had its struggles defensively, putting forth just 19 second-half points. It marked the first time this season that UE held the opposition to fewer than 20 points in a half.

## BRADLEY GAME

**Record-Setting Performance:** As a team, Evansville recorded 31 assists on 41 field goals en route to 92 points. The 31 assists marked the most ever by an opponent for Bradley at Carver Arena while the 41 field goals were the most against the Braves since 1997. The 41 field goals and 31 assists marked the most in the Coach Simmons era at UE while the 92 points were tied for the most since Simmons came back to UE in 2007. The Aces also scored 92 against Oakland City on Nov. 14, 2009.

**Coming Into His Own:** In the road win over Bradley Ryan Sawvell tallied 16 rebounds, marking the first time a UE player has done so since Nate Garner against WKU on Dec. 13, 2008. Over the last nine games, Sawvell has averaged 8.8 PPG while hauling in 5.7 rebounds per contest.

**Feeling It:** After scoring eight points in each of the last two games while dealing with a slight illness, Denver Holmes came back with a fury, tying his top scoring output at UE with 23 points. He also recorded 11 assists as he picked up his first double-double. The 11 assists marked the most since Kavon Lacey had 11 against Oakland City on Nov. 13, 2010.

## Evansville Stat Rankings

### MISSOURI VALLEY CONFERENCE RANKINGS (as of 3/2/12)

#### TEAM STATS

CATEGORY	Rank	Actual
Scoring Offense	3	73.1
Scoring Defense	10	71.1
Scoring Margin	6	+2.0
Free Throw Pct.	1	.765
Field Goal Pct.	3	.458
Field Goal Pct. Defense	10	.478
3-Point FG Pct.	3	.390
3-Point FG Pct. Defense	9	.374
Rebounding Offense	10	29.6
Rebounding Defense	8	34.1
Rebounding Margin	10	-4.5
Blocked Shots	10	1.6
Assists	2	15.9
Steals	1	7.8
Turnover Margin	1	+4.67
Assist/Turnover Ratio	4	1.2
Offensive Rebounds	6	9.0
Defensive Rebounds	10	20.5

#### INDIVIDUAL STATS

##### Scoring

Colt Ryan	2	20.5
-----------	---	------

##### Rebounding

Troy Taylor	15	5.1
-------------	----	-----

##### Field Goal Pct.

Denver Holmes	9	.507
---------------	---	------

##### Assists

Denver Holmes	6	3.7
Troy Taylor	7	3.5
Colt Ryan	10	3.3

##### Free Throw Pct.

Denver Holmes	1	.873
Colt Ryan	2	.849

##### Steals

Colt Ryan	T-1	2.0
Kenneth Harris	4	1.7
Troy Taylor	5	1.4

##### Three-Point Pct.

Colt Ryan	6	.432
Denver Holmes	9	.417

##### Three-Point FG Made

Colt Ryan	2	2.3
-----------	---	-----

##### Assist/Turnover Ratio

Troy Taylor	4	1.9
Denver Holmes	6	1.8
Colt Ryan	10	1.3

##### Minutes Played

Colt Ryan	1	36.2
-----------	---	------



# 2011-12 PURPLE ACES GAME NOTES



## Around The Valley

### Missouri Valley Standings

SCHOOL	CONF	OVERALL
Wichita State	16-2	27-5
Creighton	14-4	28-5
Evansville	9-9	15-14
Illinois State	9-9	20-13
Northern Iowa	9-9	19-13
Missouri State	9-9	16-16
Drake	9-9	17-15
Indiana State	8-10	18-14
Southern Illinois	5-13	8-23
Bradley	2-16	7-25

### MVC Preseason Poll

School (First Place Votes)	TOTAL
1 Creighton (29)	389
2 Wichita State (7)	350
3 Indiana State (4)	331
4 Northern Iowa	245
5 Evansville	234
6 Missouri State	216
7 Drake	159
8 Illinois State	111
9 Southern Illinois	90
10 Bradley	75

### Preseason All-Conference Team

Jake Odum, Indiana State, G  
 Doug McDermott, Creighton, F  
 Toure' Murry, Wichita State, G  
 Colt Ryan, Evansville, G/F  
 Kyle Weems, Missouri State, F

#### Honorable Mention:

Gregory Echenique, Creighton;  
 Anthony James, UNI;  
 Rayvonte Rice, Drake;  
 Mamadou Seck, Southern Illinois;  
 Antoine Young, Creighton.

### Evansville's Record Against The Valley

School	Overall	Home	Away	Neutral
Bradley	17-23	13-7	3-15	1-1
Creighton	10-27	8-10	2-15	0-2
Drake	19-18	10-7	9-9	0-2
Illinois St.	16-29	12-10	3-17	1-2
Indiana St.	76-80	49-29	26-49	1-2
Missouri St.	26-30	17-8	8-18	1-4
UNI	21-19	15-5	6-12	0-2
Southern Ill.	49-65	34-22	13-40	2-3
Wichita St.	14-22	9-8	4-14	1-0

### INDIANA STATE GAME

**Double OT:** Double overtime games, as was the case on January 29 against Indiana State, are a rare occurrence for the Aces, who have played in just eight since the start of the program in 1919. Prior to the ISU game, the last time the Aces played a 2OT contest was in a 91-90 win at Tennessee Tech in 2009-10. The last double overtime home game for UE came in an 94-87 loss to Illinois State in the 2000-01 campaign.

### WICHITA STATE GAME

**Never Giving Up:** One of the main traits of the Aces is their propensity to never give up and that was never exemplified more than it was at Wichita State. Down by as many as 25 points in the second half, Evansville never threw in the towel, rallying to cut the gap to nine points in the final minutes, but it was a little too late as the Shockers were able to hang on for the 86-74 victory.

### ILLINOIS STATE GAME

**Another Honor:** Junior Colt Ryan garnered his second MVC Player of the Week award following the top week of his career on January 23. Ryan led the Aces to wins over Bradley and Illinois State, averaging 29.5 PPG. He began the week with a career-best 39-point performance against the Braves before tallying 20 in a win over the Redbirds.

## 2011-12 Evansville Starting Lineups

DePauw (exh)	Taylor	Ryan	Holmes	Harris	Peeler
UIS (exh)	Taylor	Ryan	Holmes	Harris	Peeler
Butler	Taylor	Ryan	Holmes	Harris	Peeler
Indiana	Taylor	Ryan	Holmes	Harris	Peeler
Oakland City	Taylor	Cox	Ryan	Harris	Cesnulevicius
UIC	Taylor	Ryan	Holmes	Harris	Peeler
Alabama State	Taylor	Ryan	Holmes	Harris	Peeler
TCU	Taylor	Ryan	Holmes	Harris	Peeler
UNC	Taylor	Ryan	Holmes	Harris	Peeler
NC A&T	Taylor	Ryan	Holmes	Harris	Moore
Tennessee Tech	Taylor	Ryan	Holmes	Harris	Sawvell
Miami (Ohio)	Taylor	Ryan	Holmes	Harris	Sawvell
Southern Illinois	Taylor	Ryan	Holmes	Harris	Sawvell
Northern Iowa	Taylor	Ryan	Holmes	Harris	Sawvell
Wichita State	Taylor	Ryan	Holmes	Harris	Sawvell
Illinois State	Taylor	Ryan	Holmes	Harris	Sawvell
Indiana State	Taylor	Ryan	Holmes	Harris	Sawvell
Drake	Taylor	Ryan	Holmes	Harris	Sawvell
Missouri State	Taylor	Ryan	Holmes	Harris	Sawvell
Bradley	Taylor	Ryan	Holmes	Harris	Sawvell
Illinois State	Taylor	Ryan	Holmes	Harris	Sawvell
Wichita State	Taylor	Ryan	Holmes	Harris	Sawvell
Indiana State	Taylor	Ryan	Holmes	Harris	Sawvell
Bradley	Taylor	Ryan	Holmes	Harris	Sawvell
Southern Illinois	Taylor	Ryan	Holmes	Harris	Sawvell
Creighton	Taylor	Ryan	Holmes	Harris	Sawvell
Drake	Taylor	Ryan	Holmes	Harris	Sawvell
Northern Iowa	Taylor	Ryan	Holmes	Harris	Sawvell
Western Illinois	Taylor	Ryan	Holmes	Harris	Sawvell
Creighton	Taylor	Ryan	Holmes	Harris	Sawvell
Missouri State	Taylor	Cox	Ryan	Holmes	Harris
Missouri State	Taylor	Cox	Ryan	Holmes	Harris
Creighton	Taylor	Ryan	Holmes	Harris	Sawvell



# 2011-12 PURPLE ACES GAME NOTES



## Simmons vs. All Opponents

Air Force .....	0-1
Alabama State .....	2-0
Austin Peay .....	2-1
Ball State .....	2-0
Belmont .....	0-1
Boise State.....	0-1
Bradley * .....	5-6
Buffalo .....	1-1
Butler.....	2-3
Creighton .....	2-9
Drake.....	4-6
Eastern Illinois.....	2-0
Georgia Southern .....	1-0
Hanover .....	1-0
Hofstra .....	1-0
Illinois-Chicago.....	0-2
Illinois State .....	3-8
Indiana .....	0-2
Indiana State .....	4-7
Maryland Eastern Shore.....	1-0
Miami (Ohio) .....	2-1
Middle Tennessee State .....	1-1
Missouri State .....	6-7
Monmouth * .....	1-0
Murray State *** .....	0-4
Norfolk State .....	2-0
North Carolina .....	0-3
North Carolina A&T.....	2-0
Northern Iowa .....	4-6
Oakland City ** .....	6-0
Princeton .....	1-0
Purdue * .....	0-1
Samford.....	0-1
SIU Edwardsville.....	2-0
Southeast Missouri State .....	0-1
Southern Illinois.....	3-7
UT-Martin .....	1-0
Tennessee Tech .....	1-1
TCU .....	0-1
UTSA.....	1-0
Valparaiso.....	0-1
Western Illinois.....	1-0
Western Kentucky .....	1-1
Wichita State .....	3-7

each \* indicates a game coached against opponent while at SIUE

### BRADLEY GAME

**Another Career Outing:** Junior Colt Ryan put forth his top outing as a member of the Aces in their 90-67 win against Bradley. Ryan scored 25 points in the first half, outscoring the full Braves team by a point. He set career-highs in field goals (12) and three-pointers (8) while tying his personal best with nine rebounds.

**What A Game:** Evansville played arguably its best game of the season in the win over Bradley. Unselfish play highlighted the game as the squad recorded 26 assists, the most in the Marty Simmons era while putting up 90 points, just two points short of the top offensive output since Simmons arrived in 2007.

### MISSOURI STATE GAME

**Career Day:** Entering Sunday's game at Missouri State, junior Lewis Jones was averaging 4.8 points per game while notching just one double-digit scoring effort, that being a 12-point game against Butler. Jones changed that in a big way against the Bears, notching a career-high 24 points. In the first half alone, Jones eclipsed his previous career-best of 13 points. Jones connected on 9-of-14 buckets while hitting all six free throws. He also tied his career-high with seven rebounds.

**Making His Mark:** Junior Troy Taylor had a stellar week for the Aces, notching a pair of double-doubles in three games. Taylor began the week with a performance that saw him fall just three assists shy of the second triple-double in program history as he notched 12 points, 10 rebounds and seven assists. After recording seven points against Drake, Taylor came back with the top game of his collegiate career, posting 14 points and 14 rebounds in the win over Missouri State. Both marked career highs for the Anderson, Ind. native.

### DRAKE GAME

**Held In Check:** Drake scored the first six points and never looked back, going up by as many as 17 points (26-9) before picking up a 69-60 win at the Ford Center. The Bulldogs held Colt Ryan to his lowest point total (6) in almost a year while finishing the game with a 38-21 edge on the boards.

### INDIANA STATE GAME

**Rally Falls Short:** The Aces rallied from as many as 11 points down in the second half against the Sycamores to get within a point in the final minute, however, a three at the buzzer by Kenneth Harris fell short as UE lost by an 80-78 final. Troy Taylor notched his second double-double of the season while Ned Cox finished with 22 points while going a perfect 4-4 from three-point range.

### ILLINOIS STATE GAME

**Downed At The Buzzer:** Evansville lost a heartbreaking contest at Illinois State as Jackie Carmichael converted the first three-point attempt of his career. Prior to the game-winning shot, Carmichael was 0-3 from three-point range.

### WICHITA STATE GAME

**Streak Snapped:** The Aces suffered a tough loss, falling by just a point to Wichita State, 67-66. Colt Ryan notched his third-straight game of 25 points or more, tying his season high with 31. Evansville overcame to double-digit deficits to take a last-minute lead. Following a WSU bucket, a potential game tying free throw fell short with a second left.

**Hitting The Century Mark:** Senior Denver Holmes played in his 100th game as a member of the Purple Aces in the home game against Wichita State. In his 100th game, Holmes scored seven points while hitting three out of eight shots.

### NORTHERN IOWA GAME

**Taking Over:** Junior Colt Ryan was pivotal in the Aces' come-from-behind victory at Northern Iowa. After being held scoreless in the first half, Ryan erupted for 29 second-half points. The Batesville, Ind. native was a perfect 14-14 from the free throw line while draining six buckets, including three treys. His performance helped UE grab its first win in Cedar Falls since the 2001-02 season. Through two MVC games, the Batesville native has averaged 27 points per game. His 14 free throws made were a McLeod Center record for an opponent.

**Hot Start:** The Aces improved to 2-0 in the MVC with a home win against Southern Illinois and a road victory at Northern Iowa, making UE one of just two MVC teams undefeated through the first weekend of league play. Evansville is 2-0 in league play for the first time since the 1998-99 season and also won its conference road opener for the first time since that season.





# 2011-12 PURPLE ACES GAME NOTES



## Polls

### AP Top 25 (Feb. 27)

Team	Record	Points
1 Kentucky (63)	28-1	1,623
2 Syracuse (2)	29-1	1,562
3 Kansas	24-5	1,459
4 Duke	25-4	1,409
5 Michigan State	24-5	1,372
<b>6 North Carolina</b>	<b>25-4</b>	<b>1,314</b>
7 Missouri	25-4	1,253
8 Marquette	24-5	1,150
9 Baylor	24-5	1,055
10 Ohio State	23-6	1,036
11 Georgetown	21-6	906
12 Murray State	28-1	885
13 Michigan	21-8	766
14 Wisconsin	21-8	764
<b>15 Wichita State</b>	<b>26-4</b>	<b>754</b>
16 Florida	22-7	638
17 UNLV	24-6	531
<b>18 Indiana</b>	<b>22-7</b>	<b>444</b>
19 Louisville	22-7	426
20 Notre Dame	20-9	357
21 San Diego State	22-6	304
22 Florida State	19-9	252
23 Temple	22-6	158
24 Virginia	21-7	142
<b>25 Creighton</b>	<b>25-5</b>	<b>140</b>

### OTHERS RECEIVING VOTES

Gonzaga 115, Iowa State 80, Saint Mary's 62, New Mexico 60, Drexel 41, Vanderbilt 23, Virginia Commonwealth 9, Long Beach State 8, Brigham Young 6, Harvard 5, Memphis 5, Purdue 3, California 3, Kansas State 2, Southern Miss 2, Alabama 1

### ESPN/USA Today Top 25 (Feb. 27)

Team	Record	Points
1 Kentucky (31)	28-1	775
2 Syracuse	29-1	744
3 Duke	25-4	690
4 Kansas	24-5	683
5 Michigan State	24-5	650
<b>6 North Carolina</b>	<b>25-4</b>	<b>627</b>
7 Marquette	24-5	568
8 Missouri	25-4	566
9 Murray State	28-1	480
10 Baylor	24-5	475
11 Ohio State	23-6	470
12 Georgetown	21-6	439
13 Florida	22-7	354
<b>14 Wichita State</b>	<b>26-4</b>	<b>352</b>
15 Wisconsin	21-8	341
16 Michigan	21-8	306
17 UNLV	24-6	281
18 Louisville	22-7	202
19 Notre Dame	20-9	184
<b>20 Indiana</b>	<b>22-7</b>	<b>178</b>
21 Saint Mary's	25-5	163
22 Florida State	19-9	119
23 San Diego State	22-6	111
<b>24 Creighton</b>	<b>25-5</b>	<b>80</b>
25 Temple	22-6	53

### OTHERS RECEIVING VOTES

Gonzaga 48, Drexel 30, Virginia 30, New Mexico 23, Vanderbilt 13, Middle Tennessee 8, Iowa State 8, Long Beach State 6, Kansas State 5, Mississippi State 5, Washington 2, Weber State 1, Virginia Commonwealth 1, Nevada 1, Memphis 1, California 1, Harvard 1

**Setting Some Records:** In the win at Northern Iowa, the Aces made an impact on the McLeod Center record book. Colt Ryan's 14-14 performance from the free throw line helped UE go 24-of-26 for the game. Ryan's effort marked the most free throws made by an opposing player while the 24 by Evansville was the highest total for an opposing team. With 11 steals, the Aces also set the McLeod Center mark by an opponent.

### SOUTHERN ILLINOIS GAME

**MVC Play Begins:** Evansville improved to 8-10 in MVC openers with a 78-60 win over SIU in the conference opener on December 29. Colt Ryan led the way with 25 points as the Aces grabbed their eighth conference-opening win since joining the Valley prior to the 1994-95 season.

### MIAMI GAME

**Second Half Blitz:** In the win at Miami, Evansville scorched the nets en route to the victory. UE hit 15 out of 21 second-half shots, good for an unbelievable 76.2% shooting. The Aces scored 51 points in the period, marking the first time they reeled off 50 or more points in a half since scoring 58 in the second half against Norfolk State on December 23, 2010.

### TENNESSEE TECH GAME

**Harris Has Career Day:** Kenneth Harris surpassed his previous career high with a 23-point effort against the Golden Eagles. His prior high was 21 against Oakland City last season. Harris was 5-10 from the floor and 13-14 from the free throw line. He also lead all players with 10 rebounds, marking his second double-double of the season and fourth of his career.

**Rebounding Improves:** The Aces finished with a dominant 36-24 rebounding advantage against Tennessee Tech. Kenneth Harris had ten while Colt Ryan grabbed seven boards. It marked the second time this season UE won the battle of the boards and was the first time since the MVC Tournament against Indiana State last year that UE had a double-digit edge on the boards. Against the Sycamores, UE had a 38-27 rebounding lead.

### NORTH CAROLINA A&T GAME

**Solid From The Line:** In the game against North Carolina A&T, the Aces hit 26 out of 28 free throws, good for a 92.9%. Kenneth Harris was 11-11 while Colt Ryan was 10-10. The last time Evansville hit over 90% of its attempts from the line was against Drake on January 12, 2011 when UE connected on 12 out of 13 attempts. For Ryan, it was his second performance of 10-10 or better in his career. Last season in the game at Drake, he was 11-of-11.

### NORTH CAROLINA GAME

**Moving On:** The Aces have moved on from the Dec. 6 game in Chapel Hill. The loss marked the worst by UE since the 2006-07 season when they dropped a game at Missouri State by a 106-54 tally. UNC dominated in all phases, finishing with a 62-30 rebounding edge, a .485-.258 shooting advantage and went to the line 43 times as opposed to 11 by the Aces.

### TCU GAME

**Rolling Along:** Colt Ryan fell just one point shy of his career high with a 31-point effort against TCU. The junior was 7-17 from the floor while hitting 14 out of 16 free throws. He also led the team with a season-high eight rebounds in the effort. The top scoring output of his career came last season against Illinois State where he tallied 32 points in the final game at Roberts Stadium.

**Unselfish Play:** Denver Holmes dished out eight assists in the loss to TCU. It marked a career-high for the senior and was also the highest total for an Evansville player this year. The last time anyone from UE eclipsed that mark was last season when Kavon Lacey, currently a graduate assistant with the squad, recorded nine helpers in the home game against Creighton.

**300:** Head coach Marty Simmons coached his 300th game on December 3 against TCU. An interesting side note to that contest was that opposing coach Jim Christian was also coaching the 300th contest of his career.

### ALABAMA STATE GAME

**Continuing On A Roll:** Kenneth Harris continued to excel in all facets of his game, notching 16 points, 11 rebounds, three assists, three blocks and two steals against Alabama State. His string of double-digit performances came to an end against TCU.

**Cox Finding A Groove:** Ned Cox continued his early season surge with ten points against Alabama State. After scoring a total of seven points in the opening two contests, the junior averaged 16.7 PPG in the three games following. That includes a career-high of 24 points at UIC where he connected on 9-of-13 shots while going 5-6 from the charity stripe.



# 2011-12 PURPLE ACES GAME NOTES



## UIC GAME

**1,000 Point Club:** In the November 23 game at UIC, Colt Ryan became the 44th player in program history to score 1,000 points.

**Road Openers:** With a 79-75 loss at UIC, the Aces have now dropped 12 consecutive road openers. The last win for UE in its road opener came in the 1999-00 season when they downed Western Kentucky by a 52-47 margin in Bowling Green, Ky. Evansville won each road opener from 1997-99.

**Road Woes:** Aside from its road openers, the Aces have struggled on the road in general over the last 12 seasons, going 31-132 in true road contests. Since the 1999-00 season, UE has not won more than four road games while winning two or fewer seven times. The last winning record on the road came in the 1998-99 season when the Aces were 10-4.

## OAKLAND CITY GAME

**Double-Double:** Troy Taylor became the first Ace to record a double-double in 2011, finishing with 11 points and 11 boards against Oakland City. The effort marked the first of his UE career.

**"D" Picks It Up:** Defense was one of the keys to the Aces win over Oakland City as they forced the Mighty Oaks into 28 turnovers. Evansville forced three opponents into 20 or more turnovers a season ago with Norfolk State turning the ball over 27 times in December of 2010.

## INDIANA GAME

**Getting In The Way:** Evansville wrapped up the game against Indiana with five blocked shots. It has been almost two years since the Aces have had that many. On December 19, 2009, UE blocked eight shots against Tennessee-Martin. Last season, the Aces recorded four blocked shots on four occasions.

**Hot Shooting Helps Hoosiers:** Over the first five minutes of the 11/16 contest, Indiana connected on three of their first four shots on their way to shooting 55.9% for the game. Last season, only three opponents shot higher than that against UE. The Aces shot better in the second half, draining 14 out of 27 shot attempts.

## BUTLER GAME

**Wild Start:** The Aces opened up the 2011-12 regular season with an 80-77 overtime win against Butler on Saturday at the Ford Center. Colt Ryan led the way with a game-high 23 points and tallied six of UE's 11 tallies in the extra period. Facing a double-digit deficit in the second half, the Aces used a 15-2 run to get back into the contest. Regulation ended with four free throws being shot in the final second before the Aces came away with the overtime victory.

**MVC Player of the Week:** For his efforts against Butler, Colt Ryan was named MVC Player of the Week on November 14. It marked the second such award for the junior as he won the honor in December of 2010. Interestingly enough, his last award also came in a week that saw the Aces defeat Butler in overtime.

## EXHIBITION NOTES

**Successful Exhibition:** Evansville was a perfect 2-0 in exhibition play, taking an 81-52 win over DePauw before downing the University of Illinois-Springfield last weekend by a 74-61 margin. Kenneth Harris was the leading scorer for the Aces in the preseason, averaging 15.0 PPG, which included a game-high 17 points and 10 rebounds against the Prairie Stars.

## PRESEASON/MISC NOTES

**Arena Opener:** Evansville opened the Ford Center with a wild overtime victory against Butler. The last time the Aces opened up a new home arena was in 1956 with the opening of Roberts Stadium. Purdue was the first opponent for UE at Roberts, a game the Boilermakers took by a 62-60 final.

**Season Openers:** The Purple Aces opened up their 93rd season of basketball on Saturday, playing host to in-state rival Butler. Evansville improved to 62-31 all-time in their openers and have won their last four. Prior to the opening of the Ford Center, UE played 55 seasons at Roberts, posting a 37-18 mark in home openers.

**Colt Leads The Way:** Junior Colt Ryan established himself as one of the top players in the Missouri Valley Conference, averaging 15.7 PPG last season, third best in the league. For his efforts, he was named to the Preseason All-Conference Team for this season. As a sophomore, Ryan led the MVC in free throw percentage, hitting 87.4% of his attempts while his conversion rate of 40.6% from three-point range was fifth.

## RPI

RealTimeRPI.com (Mar. 12)  
Top ten + UE opponents

Team	Record	RPI	SOS	Rank	SOS	Conf
1 Syracuse	31-2	0.6667	22	0.5742	Bige	
2 Kentucky	32-2	0.6652	25	0.5716	Sec	
3 Michigan St.	26-7	0.6596	1	0.6147	Big10	
4 North Carolina	29-5	0.6575	6	0.5944	Acc	
5 Duke	27-6	0.6514	2	0.6032	Acc	
6 Kansas	27-6	0.6416	11	0.5856	Big12	
7 Ohio St.	27-7	0.6379	7	0.5890	Big10	
8 Baylor	26-7	0.6335	10	0.5866	Big12	
9 Marquette	25-7	0.6333	17	0.5783	Bige	
10 Missouri	30-4	0.6298	69	0.5424	Big12	
12 Wichita St.	26-5	0.6233	52	0.5544	Mvc	
20 Indiana	25-8	0.6135	32	0.5674	Big10	
25 Creighton	28-5	0.6089	97	0.5280	Mvc	
72 Northern Iowa	18-13	0.5619	50	0.5550	Mvc	
89 Princeton	17-11	0.5516	126	0.5159	Ivy	
100 Illinois St.	20-13	0.5397	108	0.5241	Mvc	
112 TCU	16-14	0.5338	70	0.5423	Mwest	
116 Butler	18-14	0.5317	119	0.5191	Horiz	
123 Missouri State	15-16	0.5261	75	0.5401	Mvc	
126 Indiana St.	17-13	0.5240	138	0.5085	Mvc	
<b>131 Evansville</b>	<b>15-15</b>	<b>0.5211</b>	<b>81</b>	<b>0.5381</b>	<b>Mvc</b>	
134 Drake	16-15	0.5192	107	0.5243	Mvc	
136 Tennessee Tech	17-13	0.5166	174	0.4947	Ovc	
151 Western Ill.	14-14	0.5099	143	0.5052	Summit	
247 Miami (OH)	8-21	0.4546	98	0.5277	Midam	
253 Southern Ill.	8-22	0.4483	121	0.5182	Mvc	
264 Bradley	7-25	0.4432	89	0.5338	Mvc	
282 N.C. A&T	9-20	0.4295	283	0.4531	Meac	
296 Illinois-Chicago	7-21	0.4155	208	0.4796	Horiz	
308 Alabama St.	10-19	0.4050	340	0.4132	Swac	

## RPI Ratings (Through Mar. 11)

Team	Record	SOS	Rank	RPI
1. @ Syracuse 1	31-2	.5867	24	.6667
2. @ Kentucky 1	32-2	.5784	28	.6652
3. * Michigan St. 1	26-7	.6447	1	.6596
4. @ North Carolina 1	29-5	.6169	5	.6576
5. @ Duke 2	27-6	.6245	3	.6514
6. @ Kansas 2	27-6	.6004	12	.6417
7. @ Ohio St. 2	27-7	.6044	10	.6379
8. @ Baylor 3	26-7	.6098	8	.6331
9. @ Marquette 3	25-7	.5914	20	.6330
10. * Missouri 2	30-4	.5392	89	.6298
12. @ Wichita St. 5	26-5	.5663	47	.6220
17. @ Indiana 4	25-8	.5792	27	.6176
24. * Creighton 8	28-5	.5257	114	.6080
73. Northern Iowa	18-13	.5674	45	.5611
88. Princeton	17-11	.5252	116	.5518
100. Illinois St.	20-13	.5242	118	.5389
112. Butler	19-14	.5290	108	.5338
113. TCU	16-14	.5461	72	.5334
123. Missouri St.	15-16	.5454	74	.5256
129. Indiana St.	17-14	.4997	161	.5214
<b>131. Evansville</b>	<b>15-15</b>	<b>.5421</b>	<b>81</b>	<b>.5205</b>
134. Drake	16-15	.5218	123	.5185
137. Tennessee Tech	17-13	.5006	158	.5165
150. Western Illinois	14-14	.5154	129	.5091
247. Miami-OH	8-21	.5395	88	.4546
255. Southern Ill.	8-22	.5151	132	.4472
265. Bradley	7-25	.5410	85	.4426
282. N.C. A&T	9-20	.4496	273	.4293
297. Illinois-Chicago	7-21	.4735	217	.4153
308. Alabama St.	10-19	.3987	336	.4050

\*Both count Division I wins only



# 2011-12 PURPLE ACES GAME NOTES



## Home Court Advantage

In 55 seasons at Roberts Stadium, the Aces amassed an amazing .723 winning percentage, capturing 604 games. Below is a rundown of the Aces home history at Roberts Stadium and the first year in the Ford Center.

Year	W-L	Win %	Attend.	Avg.
1956-57	13-2	.867	34,172	2,278
1957-58	17-2	.895	120,902	6,363
*1958-59	17-2	.895	136,841	7,202
*1959-60	19-1	.950	168,361	8,418
1960-61	8-6	.572	91,525	6,538
1961-62	9-7	.563	113,901	7,119
1962-63	12-3	.800	124,636	8,309
*1963-64	17-2	.895	185,112	9,743
*1964-65	17-0	1.000	185,310	10,901
1965-66	11-3	.768	129,604	9,257
1966-67	4-11	.267	109,628	7,309
1967-68	14-2	.875	112,700	7,044
1968-69	8-7	.533	87,772	5,852
1969-70	10-4	.714	104,219	7,444
*1970-71	16-4	.800	134,867	6,743
1971-72	15-2	.882	122,749	7,221
1972-73	9-5	.643	68,773	4,585
1973-74	14-3	.824	109,074	7,271
1974-75	8-5	.615	63,066	4,505
1975-76	13-3	.813	82,107	5,132
1976-77	9-5	.643	64,063	5,339
1977-78	1-1	.500	13,086	6,543
1978-79	5-9	.357	112,214	8,015
1979-80	12-4	.750	123,760	7,735
1980-81	13-2	.867	126,726	8,448
1981-82	12-1	.923	130,099	10,008
1982-83	10-8	.556	152,243	8,458
1983-84	11-6	.647	135,572	7,975
1984-85	10-5	.667	93,675	6,245
1985-86	7-7	.500	91,224	6,516
1986-87	12-2	.857	110,923	7,923
1987-88	15-1	.938	145,959	9,122
1988-89	15-0	1.000	139,201	9,280
1989-90	11-5	.688	154,362	9,648
1990-91	9-6	.600	161,757	10,784
1991-92	15-1	.938	163,168	10,198
1992-93	11-2	.846	152,616	11,740
1993-94	13-4	.765	173,904	10,230
1994-95	12-2	.857	146,843	10,489
1995-96	9-5	.643	146,400	10,457
1996-97	12-4	.750	133,561	8,348
1997-98	10-5	.667	122,655	8,177
1998-99	10-3	.769	111,625	8,587
1999-00	12-3	.800	125,061	8,337
2000-01	10-4	.714	100,070	7,148
2001-02	6-8	.429	81,503	5,822
2002-03	9-5	.643	93,398	6,671
2003-04	4-8	.333	79,421	6,618
2004-05	10-5	.667	94,777	6,318
2005-06	7-7	.500	84,351	6,025
2006-07	10-5	.667	82,407	5,494
2007-08	7-8	.467	82,292	5,486
2008-09	15-4	.789	111,400	5,863
2009-10	7-9	.438	77,314	4,832
2010-11	12-3	.800	77,269	5,151
<b>55 Years</b>	<b>604-231</b>	<b>.723</b>	<b>6,280,218</b>	<b>7,521</b>
2011-12	11-6	.647	89,419	5,260
<b>1st Year</b>	<b>11-6</b>	<b>.647</b>	<b>89,419</b>	<b>5,260</b>

\*NCAA Championship Season

**Making Strides:** Last season, the Aces were 16-16 and advanced to the postseason for the second time in three seasons. If UE can put up a .500 or better record this year, it will mark the first time the Aces have done so in consecutive season since the 1999-2000 season when Evansville was 23-10 and 18-12 over the span of two seasons.

**Harris Looking To Finish On Top:** Senior Kenneth Harris built off of his successful junior season by leading the Aces in scoring in each preseason contest. Harris opened up with a 13-point effort against DePauw before tallying a double-double in the game against Illinois-Springfield. The St. Louis product scored a game-high 17 points while hauling in 10 rebounds, another game high.

**Looking To Build:** The Purple Aces have made the postseason two out of the last three years, something the program has not done since qualifying for the NCAA Tournament in 1992 and 93 and are looking for an experienced team to take the next step this year.

Evansville posted an impressive 4-2 mark against NCAA Tournament teams last season, including a 71-68 win over eventual national championship finalist Butler, a sweep in the regular season series over MVC Tournament champion Indiana State and a win over regular season champ Missouri State, one of just three league losses for the Bears.

Other accomplishments from last season included a CBI victory over Hofstra marking the first postseason win for UE since the 1989 NCAA Tournament and a 9-9 mark in the MVC, the best league record for UE since 2000-01.

**Simmons Honored:** Head coach Marty Simmons was among the first class of enshrinees inducted into the Illinois High School Basketball Hall of Fame. Simmons led Lawrenceville to back-to-back Class A state championships in 1982 and 1983. Simmons was inducted in a November ceremony along with 59 others including Jerry Sloan.

**Aces Add Three For 2012:** Aces head coach Marty Simmons signed has inked three players to National Letters of Intent to begin play at the University of Evansville next season. Included in the class are guard DJ Balentine, forward David Howard and shooting guard Adam Wing.

Balentine, a 6-2 guard, is a native of Kokomo, Ind. Last season, he led Kokomo to the Class 4A State Championship game. In the summer of 2011, he was named to the Indiana Junior All-Stars Core 6 and is regarded as one of the best players in the class of 2012 in the state of Indiana. His last-second three-pointer sent his team to the championship with a win over undefeated Munster. As a junior, Balentine helped his team to a 17-2 regular season mark before making their run to the championship. During that season, he averaged 15.9 points, 3.8 rebounds and 3.8 assists per game.

Howard comes to Evansville from Nashville, Tenn. The 6-9, 225 lb. center played at Montgomery Bell Academy where he averaged 12 points and over eight rebounds per game last season. He helped lead his school to the Tennessee State Championship as a sophomore where he was named an All-Tournament Player.

Wing, a 6-4, 210 lb. shooting guard is a team captain for Rowan County Senior High School in Morehead, Ky. As a junior, he was elected MVP in two games during the KY "Sweet 16" Tournament en route to All-State Honorable Mention honors. Wing led his team to the state championship game last year, falling at the buzzer to Christian in a memorable double overtime contest. Wing scored 31 points in the title game, including seven threes.



# 2011-12 PURPLE ACES GAME NOTES



## Evansville's Record When....

Conference .....	9-9
Home .....	11-6
Away.....	4-8
Neutral.....	1-1
Leading at Half .....	11-2
Trailing at Half.....	5-13
Tied at Half.....	0-0
Overtime Game.....	3-2
MVC Home Game.....	6-3
MVC Road Game.....	3-6
MVC Tournament.....	1-0
Non- MVC Home Game.....	5-3
Non- MVC Road Game.....	1-2
Non- MVC Neutral Game .....	0-0
vs. Ranked Opponents.....	1-2
Leading-5 min. left.....	11-3
Trailing-5 min. left .....	4-12
Score Tied-5 min. left .....	1-0
UE outrebounds opp.....	5-1
UE outrebounded by opp. ....	10-12
Team rebounds are even .....	1-2
UE shoots 50% from floor.....	6-2
UE shoots -50% from floor .....	10-13
Opp. shoots 50% from floor.....	2-11
Opp. shoots -50% from floor .....	14-4
UE makes more FTs.....	12-6
UE makes less FTs .....	3-8
FTs the same.....	1-1
UE has more TOs .....	1-3
Opp. has more TOs.....	15-12
TOs even .....	0-0
UE scores 60 points or less .....	0-4
Opp. scores 60 points or less.....	5-1
UE scores 61-69 points .....	4-2
Opp. scores 61-69 points .....	6-1
UE scores 70-79 points .....	6-7
Opp. scores 70-79 points .....	4-5
UE scores 80-89 points .....	4-1
Opp. scores 80-89 points .....	0-2
UE scores 90 points or more.....	2-1
Opp. scores 90 points or more.....	0-5
Two or less score in double digits .....	1-7
Three or more score in double digits .....	15-8
On Monday .....	0-0
On Tuesday .....	3-3
On Wednesday .....	3-4
On Thursday .....	1-0
On Friday .....	1-1
On Saturday.....	6-5
On Sunday .....	2-2
On Television.....	5-7
In November .....	3-2
In December.....	3-3
In January.....	4-6
In February.....	5-3
In March .....	1-1
Game decided by 5 pts or less.....	5-8
Game decided by 6-10 pts .....	4-2
Game decided by 11-20 pts.....	2-1
Game decided by 21 pts or more .....	5-4
Exhibition Games .....	2-0

## Aces vs. Ranked Opponents

Since the 1948-49 season, the University of Evansville has squared off against 54 ranked opponents, posting a 13-40 mark. The 2011-12 season marks the third in a row that UE has topped a ranked opponent after grabbing a 65-57 win over No. 15 Creighton at the Ford Center.

Date	Rank	Team	H/A	Score
3/3/12	24	Creighton	N	L, 71-99
2/7/12	15	Creighton	H	W, 65-57
12/6/11	6	North Carolina	A	L, 48-97
11/27/10	23	Butler	A	W, 71-68 (OT)
2/23/10	25	Northern Iowa	H	W, 55-54
11/21/09	11	Butler	H	L, 60-64
12/18/08	1	North Carolina	A	L, 73-91
2/9/08	16	Drake	A	L, 65-73
11/17/07	25	Butler	H	L, 47-60
2/24/07	13	Southern Illinois	A	L, 69-76
12/22/06	16	Butler	A	L, 65-76
3/6/04	15	Southern Illinois	N	L, 67-93
2/18/04	20	Southern Illinois	H	L, 69-84
1/17/04	24	Creighton	A	L, 53-72
12/27/03	22	Purdue	A	L, 62-82
1/23/03	10	Creighton	H	W, 74-66
1/15/03	13	Creighton	A	L, 56-93
12/3/02	25	Western Kentucky	H	W, 81-76
12/21/96	13	Indiana	N	L, 57-75
11/27/96	22	Indiana	N	L, 73-74
1/22/94	22	Xavier	H	W, 91-61
3/18/93	10	Florida State	N	L, 70-82
3/13/93	22	Xavier	N	W, 80-69
12/18/90	21	Michigan State	A	L, 76-81
2/15/90	22	Xavier	A	L, 52-71
1/18/90	20	Xavier	H	W, 59-51
12/20/89	25	Michigan State	H	L, 66-80
3/19/89	11	Seton Hall	N	L, 73-87
1/21/87	6	DePaul	H	L, 68-78
2/28/84	5	DePaul	A	L, 65-96
2/10/82	3	DePaul	A	L, 58-59
2/9/81	3	DePaul	H	L, 53-61
12/15/80	3	UCLA	A	L, 62-69
2/26/80	1	DePaul	A	L, 94-105
77-78	N/A	Indiana State	A	L, 76-102
73-74	10	Long Beach State	H	L, 67-75
69-70	13	Jacksonville	H	L, 70-100
69-70	12	Purdue	H	W, 80-78
69-70	17	Colorado	A	L, 66-97
68-69	14	New Mexico State	H	L, 75-86
61-62	8	Purdue	H	L, 77-83
60-61	6	Utah	A	L, 77-132
59-60	-	Iowa	H	L, 84-86
57-58	13	UCLA	H	W, 83-76
53-54	-	Maryland	N	L, 58-66
52-53	-	Washington (Mo.)	N/A	L, 71-79
52-53	-	Murray State	N/A	L, 79-80
51-52	19	Eastern Kentucky	A	L, 66-86
50-51	-	Murray State	N/A	L, 61-70
50-51	-	Dayton	N/A	W, 60-54
49-50	-	Louisville	N	W, 79-61
49-50	-	Western Kentucky	N	L, 69-73
49-50	-	Bowling Green	N	W, 73-71
48-49	-	Western Kentucky	A	L, 47-71

**54 Games - 13-41 against ranked opponents**





# 2011-12 PURPLE ACES GAME NOTES



## Aces In The Postseason

In its storied NCAA history, the Aces have participated in 62 postseason games, accumulating an impressive 43-19 mark. That includes a 40-10 record in what was at the time called the NCAA College Division as the Aces won five national championships. Since entering Division I in 1977, Evansville has played in 12 postseason tournament games, winning on three occasions. Last year, UE defeated Hofstra in the first round of the CBI to grab their first postseason win since 1989 against Oregon State.

DIVISION I				
Date	Tourney	Opponent	W/L	Score
2011	CBI	at Boise State	L	69-75
2011	CBI	vs. Hofstra	W	77-70
2009	CIT	vs. Belmont	L	76-92
1999	NCAA	Kansas	L	74-95
1994	NIT	vs. Tulane	L	63-76
1993	NCAA	Florida State	L	70-82
1992	NCAA	UTEP	L	50-55
1989	NCAA	Seton Hall	L	73-87
1989	NCAA	Oregon State	W	94-90 OT
1988	NIT	vs. Boston College	L	81-86
1988	NIT	vs. Utah	W	66-55
1982	NCAA	Marquette	L	62-67
NCAA COLLEGE DIVISION (now Division II)				
1976	NCAA	vs. Eastern Illinois	L	73-75
1976	NCAA	vs. Wright State	W	85-75
1974	NCAA	vs. Wisc.-Green Bay	W	87-75
1974	NCAA	vs. Wittenberg	L	55-59 OT
1972	NCAA	vs. Eastern Michigan	L	88-93
1972	NCAA	vs. Wittenberg	W	81-73
1971*	NCAA	vs. Old Dominion	W	97-82
1971*	NCAA	vs. SW Louisiana	W	93-74
1971*	NCAA	vs. Hartwick	W	105-69
1971*	NCAA	vs. Central Michigan	W	78-60
1971*	NCAA	vs. Ashland	W	82-74
1968	NCAA	vs. Trinity (Texas)	L	77-93
1968	NCAA	at Missouri State	W	79-73
1968	NCAA	at Lincoln (Mo.)	W	95-80
1966	NCAA	at Southern Illinois	L	77-90
1966	NCAA	at Lamar Tech	W	111-103
1965*	NCAA	vs. Southern Illinois	W	85-82 OT
1965*	NCAA	vs. St. Michael's	W	93-70
1965*	NCAA	vs. Philadelphia Textile	W	92-76
1965*	NCAA	at Bellarmine	W	81-74
1965*	NCAA	at Bethune Cookman	W	118-77
1964*	NCAA	vs. Akron	W	72-59
1964*	NCAA	vs. St. Coll. of Iowa	W	82-67
1964*	NCAA	vs. Cal Poly	W	95-73
1964*	NCAA	vs. Southern Illinois	W	64-59
1964*	NCAA	vs. Jackson State	W	97-69
1963	NCAA	vs. Southern Illinois	L	73-86
1963	NCAA	at Washington (Mo.)	W	85-76
1963	NCAA	at Concordia	W	66-56
1962	NCAA	vs. Southern Illinois	L	83-88
1962	NCAA	vs. North Carolina A&T	W	97-82
1961	NCAA	at MacMurray	W	98-97 OT
1961	NCAA	at Lincoln (Mo.)	L	77-90
1960*	NCAA	vs. Chapman	W	90-69
1960*	NCAA	vs. Kentucky Wesleyan	W	76-69
1960*	NCAA	vs. American	W	101-91
1960*	NCAA	vs. Wabash	W	89-68
1960*	NCAA	vs. Arkansas State	W	91-74
1959*	NCAA	vs. Missouri State	W	83-67
1959*	NCAA	vs. North Carolina A&T	W	110-92
1959*	NCAA	vs. St. Michael's	W	82-63
1959*	NCAA	vs. Wittenberg	W	56-50
1959*	NCAA	vs. Belmont Abbey	W	66-54
1958	NCAA	vs. Wheaton	W	95-93
1958	NCAA	vs. St. Michael's	L	70-78
1958	NCAA	vs. American	W	82-72
1958	NCAA	vs. Akron	W	82-70
1958	NCAA	vs. Wabash	W	70-68 OT
1957	NCAA	at Buffalo	L	75-77
1957	NCAA	vs. Illinois State	W	108-96

\*NCAA College Division National Championship year  
- 1965 team went undefeated (29-0)

### HONORS AND AWARDS

#### VERIZON/CoSIDA

#### ACADEMIC ALL-AMERICA

1988	Scott Haffner (3rd Team)
1989	Scott Haffner (1st Team)
2003	Clint Cuffle (1st Team)
2004	Clint Cuffle (2nd Team)
2009	Jason Holsinger (1st Team)

#### NCAA POST-GRADUATE SCHOLARSHIP RECIPIENT

1989	Scott Haffner
------	---------------

#### MVC ALL-CENTENNIAL TEAM (selected in 2007)

Marcus Wilson (class of '99)

#### MVC HALL OF FAME

2004	Arad McCutchan
2008	Jim Byers

#### MVC MOST COURAGEOUS

2002	Kwame James
------	-------------

#### GREG BORDFELD

#### SPIRIT OF THE ACES AWARD

2007	Matt Webster
2008	Shy Ely
2009	Jason Holsinger
2010	Clint Hopf
2011	Pieter van Tongeren

#### MVC MEN'S BASKETBALL

#### SCHOLAR-ATHLETE OF THE YEAR

2009	Jason Holsinger
2012	Colt Ryan

#### COLLEGEINSIDER.COM MID-MAJOR

#### FRESHMAN OF THE YEAR

2010	Colt Ryan
------	-----------

#### CECIL N. COLEMAN

#### MEDAL OF HONOR

#### (MCC student-athlete of the year)

1989	Scott Haffner
------	---------------

#### EDWARD S. STEITZ AWARD

#### (nation's top three-point shooter)

1994	Brent Kell
1995	Brian Jackson

#### COACH OF THE YEAR

#### Indiana Collegiate Conference

Arad McCutchan: 1954, 1955, 1956, 1958, 1960, 1965, 1966, 1969, 1971, 1972, 1974, 1976

#### Midwestern Collegiate Conference

1982	Dick Walters
1987	Jim Crews
1989	Jim Crews
1992	Jim Crews

#### Missouri Valley Conference

1999	Jim Crews
------	-----------

#### PLAYER OF THE YEAR

#### Indiana Collegiate Conference

1955	Jerry Clayton
1956	John Harrawood
1957	John Harrawood
1958	Ed Smallwood
1960	Ed Smallwood
1961	Dale Wise





# 2011-12 PURPLE ACES GAME NOTES



## Career Stats

<b>POINTS</b>	<b>2011-12</b>	<b>Career</b>
Colt Ryan	627	1565
Denver Holmes	345	971
Ned Cox	272	715
Kenneth Harris	351	609
Troy Taylor	171	378
Lewis Jones	164	322
Ryan Sawvell	173	173
Jordan Jahr	46	161
Jordan Nelson	44	44
Rokas Cesnulevicius	25	25
Matt Peeler	13	27
Jaylon Moore	26	26
Andy Chinn	2	2

<b>REBOUNDS</b>	<b>2011-12</b>	<b>Career</b>
Colt Ryan	130	366
Troy Taylor	155	339
Kenneth Harris	137	321
Denver Holmes	40	199
Lewis Jones	76	164
Ned Cox	49	141
Ryan Sawvell	113	113
Jordan Jahr	21	86
Matt Peeler	21	39
Rokas Cesnulevicius	33	33
Jaylon Moore	23	23
Jordan Nelson	10	10
Andy Chinn	1	1
Brandon Williams	1	1

<b>ASSISTS</b>	<b>2011-12</b>	<b>Career</b>
Troy Taylor	109	273
Denver Holmes	108	268
Colt Ryan	101	265
Ned Cox	91	197
Kenneth Harris	47	89
Lewis Jones	12	24
Jordan Jahr	2	11
Ryan Sawvell	10	10
Rokas Cesnulevicius	7	7
Jordan Nelson	2	2
Jaylon Moore	1	1

<b>STEALS</b>	<b>2010-12</b>	<b>Career</b>
Colt Ryan	59	132
Troy Taylor	44	93
Kenneth Harris	51	87
Denver Holmes	23	61
Ned Cox	13	35
Lewis Jones	11	24
Ryan Sawvell	17	17
Matt Peeler	4	5
Rokas Cesnulevicius	4	4
Jordan Jahr	3	4
Jordan Nelson	3	3
Jaylon Moore	3	3

<b>BLOCKS</b>	<b>2011-12</b>	<b>Career</b>
Kenneth Harris	16	30
Colt Ryan	7	18
Denver Holmes	3	12
Lewis Jones	2	9
Jordan Jahr	2	6
Matt Peeler	3	6

Ned Cox	3	6
Ryan Sawvell	6	6
Troy Taylor	1	5
Rokas Cesnulevicius	5	5
Rokas Cesnulevicius	1	1
Jordan Nelson	1	1

<b>THREE POINTERS</b>	<b>2011-12</b>	<b>Career</b>
Colt Ryan	70	195
Denver Holmes	38	98
Ned Cox	29	85
Jordan Jahr	8	26
Kenneth Harris	11	21
Jordan Nelson	12	12
Lewis Jones	2	6
Troy Taylor	-	3

<b>STARTS</b>	<b>2010-11</b>	<b>Career</b>
Colt Ryan	31	93
Denver Holmes	30	88
Kenneth Harris	31	61
Troy Taylor	31	40
Ryan Sawvell	21	21
Ned Cox	3	13
Matt Peeler	6	6
Rokas Cesnulevicius	1	1
Lewis Jones	-	1
Jaylon Moore	1	1

<b>GAMES PLAYED</b>	<b>2010-11</b>	<b>Career</b>
Denver Holmes	30	118
Colt Ryan	31	93
Troy Taylor	31	92
Ned Cox	31	90
Lewis Jones	31	86
Kenneth Harris	31	62
Jordan Jahr	8	38
Matt Peeler	15	31
Ryan Sawvell	28	28
Jordan Nelson	27	27
Rokas Cesnulevicius	25	25
Jaylon Moore	21	21
Andy Chinn	5	9
Brandon Williams	5	7



## Keeping An Eye On The Record Book

### THE 1,000 POINT CLUB

1.	Larry Humes	2,236
2.	Marcus Wilson	2,053
3.	Ed Smallwood	1,898
4.	Andy Elkins	1,761
5.	Scott Haffner	1,686
6.	Brad Leaf	1,605
<b>7.</b>	<b>Colt Ryan</b>	<b>1,565</b>
8.	Parrish Casebier	1,535
9.	Craig Snow	1,530
10.	John Harrawood	1,479
11.	Scott Shreffler	1,454
12.	Matt Webster	1,451
13.	Jason Holsinger	1,442
14.	Don Buse	1,426
15.	Shy Ely	1,423
16.	Dan Godfread	1,386
17.	Bob Barnett	1,356
18.	Buster Briley	1,335
19.	Bubby Mukes	1,327
20.	Jeff Frey	1,324
21.	Jerry Sloan	1,320
22.	Clint Cuffle	1,307
23.	Sam Watkins	1,287
24.	Richie Johnson	1,282
25.	Marty Simmons	1,265
26.	John Wellemeyer	1,200
27.	Dale Wise	1,197
28.	Gus Doerner	1,182
29.	Adam Seitz	1,155
30.	Mike Platt	1,135
31.	Marv Pruett	1,122
32.	Mel Lurker	1,114
33.	Theren Bullock	1,107
34.	Reed Jackson	1,101
35.	Jerry Conrad	1,075
36.	Brian Hill	1,069
37.	Bradley Strickland	1,068
38.	Steve Welmer	1,059
39.	Kyle Anslinger	1,045
40.	Bob Walker	1,044
41.	Hugh Ahlering	1,032
42.	Howard Pratt	1,030
43.	Chris Hollender	1,029
44.	Clyde Cox	1,010

### CAREER RECORDS

#### TOP 10 SCORERS

No.	Name	Years	Pts.
1.	Larry Humes	1964-66	2,236
2.	Marcus Wilson	1996-99	2,053
3.	Ed Smallwood	1958-60	1,898
4.	Andy Elkins	1992-95	1,761
5.	Scott Haffner	1987-89	1,686
6.	Brad Leaf	1979-82	1,605
<b>7.</b>	<b>Colt Ryan</b>	<b>2009-</b>	<b>1,565</b>
8.	Parrish Casebier	1991-93	1,535
9.	Craig Snow	1998-01	1,530
10.	John Harrawood	1954-57	1,479

#### TOP 10 AVERAGES

(Minimum 50 games)

No.	Name	Years	Avg.
1.	Larry Humes	1964-66	26.4
2.	Marty Simmons	1987-88	24.3
3.	Ed Smallwood	1958-60	23.1
4.	Parrish Casebier	1991-93	20.2
5.	Scott Haffner	1987-89	19.4
6.	John Harrawood	1954-57	18.9
7.	Buster Briley	1962-64	18.2
8.	Marcus Wilson	1995-99	17.3
9.	Don Buse	1970-72	16.9
<b>10.</b>	<b>Colt Ryan</b>	<b>2009-</b>	<b>16.8</b>
11.	Jerry Sloan	1963-65	15.7

#### TOP 10 FIELD GOAL MAKERS

No.	Name	Years	FGs.
1.	Larry Humes	1964-66	865
2.	Ed Smallwood	1958-61	702
3.	Marcus Wilson	1996-99	674
4.	Brad Leaf	1979-82	621
5.	Andy Elkins	1992-95	612
6.	Buster Briley	1962-64	594
7.	Scott Haffner	1987-89	572
8.	Dan Godfread	1986-90	572
9.	Bubby Mukes	1983-86	571
10.	Jeff Frey	1974-77	547
-	<b>Colt Ryan</b>	<b>2009-</b>	<b>478</b>

#### TOP 10 FREE THROW PERCENTAGE

(Minimum 300 attempts)

No.	Name	Years	FT-FTA	Pct.
1.	Marcus Wilson	1996-99	455-513	.869
2.	Scott Haffner	1987-89	297-335	.866
3.	Scott Shreffler	1989-93	315-365	.863
<b>4.</b>	<b>Colt Ryan</b>	<b>2009-</b>	<b>414-487</b>	<b>.850</b>
5.	Jason Holsinger	2006-09	266-318	.836
5.	Brad Leaf	1979-82	363-451	.805
6.	Adam Seitz	1999-02	306-385	.795
7.	Don Buse	1970-72	364-464	.785
8.	Theren Bullock	1979-82	283-362	.782
9.	Buster Briley	1962-64	235-303	.776
10.	Parrish Casebier	1991-93	509-657	.747



# 2011-12 PURPLE ACES GAME NOTES



## Specialty Stats

### POINTS IN THE PAINT

Opp.	UE-Opp.	W/L
Butler	26-24 (+2)	W
Indiana	20-40 (-20)	L
Oakland City	52-10 (+42)	W
UIC	34-32 (+2)	L
Alabama State	28-20 (+8)	W
TCU	26-32 (-6)	L
UNC	16-44 (-28)	L
NC A&T	16-32 (-16)	W
Tennessee Tech	26-26 (Even)	L
Miami (Ohio)	36-20 (+16)	W
Southern Illinois	34-40 (-6)	W
Northern Iowa	26-26 (Even)	W
Wichita State	14-40 (-26)	L
Illinois State	30-20 (+10)	L
Indiana State	16-36 (-20)	L
Drake	32-36 (-4)	L
Missouri State	22-24 (-2)	W
Bradley	30-24 (+6)	W
Illinois State	20-28 (-8)	W
Wichita State	38-47 (-9)	L
Indiana State	30-40 (-10)	L
Bradley	60-20 (+40)	W
Southern Illinois	16-28 (-12)	L
Creighton	26-26 (Even)	W
Drake	26-28 (-2)	L
Northern Iowa	26-34 (-8)	W
Western Illinois	24-22 (+2)	W
Creighton	22-32 (-10)	L
Missouri State	18-30 (-12)	W
Missouri State	24-30 (-6)	W
Creighton	26-40 (-14)	L

Record with more points in the paint: 7-2  
 Record with fewer points in the paint: 7-12  
 Record when points in paint even: 2-1  
 Margin for season (-65)

### BENCH SCORING

Opp.	UE-Opp.	W/L
Butler	30-18 (+12)	W
Indiana	22-26 (-4)	L
Oakland City	23-27 (-4)	W
UIC	36-27 (+9)	L
Alabama State	18-29 (-11)	W
TCU	12-15 (-3)	L
UNC	23-39 (-16)	L
NC A&T	34-19 (+15)	W
Tennessee Tech	10-16 (-6)	L
Miami (Ohio)	26-23 (+3)	W
Southern Illinois	21-19 (+2)	W
Northern Iowa	15-19 (-4)	W
Wichita State	9-13 (-4)	L
Illinois State	13-25 (-12)	L
Indiana State	29-28 (+1)	L
Drake	15-25 (-10)	L
Missouri State	30-35 (-5)	W
Bradley	25-28 (-3)	W
Illinois State	16-20 (-4)	W
Wichita State	14-22 (-8)	L
Indiana State	11-29 (-18)	L
Bradley	24-24 (Even)	W
Southern Illinois	15-13 (+2)	L
Creighton	18-14 (+4)	W
Drake	7-20 (-13)	L
Northern Iowa	15-25 (-10)	W
Western Illinois	21-10 (+11)	W
Creighton	11-27 (-16)	L
Missouri State	15-10 (+5)	W
Missouri State	12-15 (-3)	W
Creighton	14-42 (-28)	L

Record with more bench point: 7-3  
 Record with fewer bench points: 8-12  
 Record when bench points even: 1-0  
 Margin for season (-119)

### POINTS OFF TURNOVERS

Opp.	UE-Opp.	W/L
Butler	21-16 (+5)	W
Indiana	12-22 (-10)	L
Oakland City	40-7 (+33)	W
UIC	23-16 (+7)	L
Alabama State	20-7 (+13)	W
TCU	21-18 (+3)	L
UNC	10-18 (-8)	L
NC A&T	38-11 (+27)	W
Tennessee Tech	16-16 (Even)	L
Miami (Ohio)	21-10 (+11)	W
Southern Illinois	26-15 (+11)	W
Northern Iowa	23-10 (+13)	W
Wichita State	24-7 (+17)	L
Illinois State	17-18 (-1)	L
Indiana State	22-15 (+7)	L
Drake	18-8 (+10)	L
Missouri State	12-4 (+8)	W
Bradley	36-13 (+23)	W
Illinois State	14-17 (-3)	W
Wichita State	12-14 (-2)	L
Indiana State	15-23 (-8)	L
Bradley	25-11 (+14)	W
Southern Illinois	17-16 (+1)	L
Creighton	14-13 (+1)	W
Drake	22-23 (-1)	L
Northern Iowa	15-18 (-3)	W
Western Illinois	26-5 (+21)	W
Creighton	20-22 (-2)	L
Missouri State	19-11 (+8)	W
Missouri State	13-5 (+8)	W
Creighton	15-6 (+9)	L

Record with more points off turnovers: 14-7  
 Record with fewer points off turnovers: 2-7  
 Record when points off turnovers: 0-1  
 Margin for season (+202)



# 2011-12 PURPLE ACES GAME NOTES



## Simmons Era Highs and Lows

BY UE	HIGH	LOW
Points	92 3x, last at Creighton, 2/21/12	39 at Southern Illinois, 1/29/08
Field goals	41 at Bradley, 2/1/12	13 (2x) last vs. Missouri State, 2/16/08
Attempts	69 at North Carolina, 12/18/08	35 vs. Middle Tennessee State, 12/18/10
Shooting Percentage	66.7% vs. Oakland City, 11/13/10	25.8% at North Carolina, 12/6/11
3-Pointers	12 Twice, last vs. Bradley, 1/18/12	0 (3x) last at Missouri State, 1/7/11
3-Point Attempts	27 at North Carolina, 12/6/11	2 at Indiana State, 1/23/08
3-Point Percentage	80% (8-10) vs. Middle Tennessee, 12/18/10	0% (3x) last at Missouri State, 1/7/11
Free Throws made	43 vs. Norfolk State, 12/23/10	2 at Ball State, 11/24/07
Free Throws attempted	54 vs. Norfolk State, 12/23/10	4 at Ball State, 11/24/07
FT Pct. (min. 10 att.)	93.8% (30-32) vs. Creighton, 2/13/08	30.8% (4-13) vs. Princeton, 12/5/07
Total Rebounds	61 vs. SIUE, 12/2/08	19 (2x) last at Northern Iowa, 1/4/11
Assists	31 at Bradley, 2/1/12	3 vs. Samford, 11/11/07
Turnovers	25 vs. Alabama State, 12/4/09	6 (3x) last vs. Creighton, 1/9/11
Blocked Shots	8 vs. UT-Martin, 12/19/09	0, numerous times, last vs Missouri St, 2/25/12
Steals	16 vs. Oakland City, 11/18/08	1 (9x) last at Bradley 2/1/12
Scoring Margin	+40 (82-42) over Oakland City, 11/13/10	-49 (97-48) at North Carolina, 12/6/11

OPPONENT	HIGH	LOW
Points	99 by Creighton, 3/3/12	32 by Princeton, 12/5/07
Field goals	33 (3x) last by Indiana, 11/16/11	12 by Southern Illinois, 1/29/11
Attempts	69 by Tennessee Tech, 12/1/09	39 by Princeton, 12/5/07
Shooting Percentage	66.7% by Creighton, 2/3/10	26.1% (12-46) by Southern Illinois, 1/29/11
3-Pointers	14 by Illinois State, 12/31/08	1 by Buffalo, 11/22/08
3-Point Attempts	30 by Butler, 11/17/07	6 by Buffalo, 11/22/08
3-Point Percentage	69.2% (9-13) by UIC, 11/23/11	9.5% (2-21) by SIUE, 12/2/08
Free Throws made	31 by Butler, 11/21/09	1 (1-2) by Western Kentucky, 12/13/08
Free Throws attempted	44 by Butler, 11/21/09	2 by Western Kentucky, 12/13/08
FT Pct. (min. 10 att.)	100% (16-16) by Northern Iowa, 1/1/10	42.1% (8-19) by Buffalo, 11/22/08
Total Rebounds	62 by North Carolina, 12/6/11	18 by Samford, 11/11/07
Assists	24 (2x) last by Indiana, 11/16/11	3 by Princeton, 12/5/07
Turnovers	28 by Oakland City, 11/19/11	7 (3x) last by Indiana State, 1/26/11
Blocked Shots	11 (2x) last by Indiana State, 1/4/09	0 (3x) by Drake, 2/27/10
Steals	14 by Missouri State, 2/16/08	1 (4x) last by Butler, 11/27/10



# 2011-12 PURPLE ACES GAME NOTES



## The Last Time Evansville...

(\* - denotes program record)

### TRIPLE DOUBLE

Reed Jackson vs. New Hampshire, 1/3/95, 13 pts, 10 rbs, 12 ast  
only triple double in program history

### BEAT A RANKED OPPONENT

vs. No. 15 Creighton, 2/7/12, 65-57

### BEAT A RANKED OPPONENT AT HOME

vs. No. 15 Creighton, 2/7/12, 65-57

### BEAT A RANKED OPPONENT ON THE ROAD

at No. 23 Butler, 11/27/10, 71-68 (OT)

### MARGINS

#### UE won by 30 points or more

at Bradley, 2/1/12 (92-62)

#### UE won by 40 Points or more

vs. Oakland City, 11/13/10 (82-42)

#### UE won by 30 or more on the road

at Bradley, 2/1/12 (92-62)

#### UE won by double digits on the road

at Bradley, 2/1/12 (92-62)

#### UE won in overtime

vs. Missouri State, 2/25/12 (75-70)

#### UE won in overtime on the road

at Missouri State, 1/15/12 (87-82)

#### UE won in double overtime

at Tennessee Tech, 12/1/09 (91-90)

#### UE played in double overtime

vs. Indiana State, 1/29/12 (L, 81-90)

#### UE won/played in triple overtime

at St. Joseph's, 1957-58 (78-70)

#### UE lost by 40 points

at North Carolina, 12/6/11 (97-48)

#### UE lost by 25 points at home

vs. North Carolina, 12/8/10 (76-49)

### SCORING

#### UE Player had 30 Points

43, Colt Ryan at Creighton, 2/21/12

#### UE Player had 40 Points

43, Colt Ryan at Creighton, 2/21/12

#### UE Player had 60 Points

65, Scott Haffner vs. Dayton, 2/18/89

#### UE Player Had Two Consecutive 20 Point Games

Colt Ryan - 2/18-2/21/12 vs. Western Illinois (20), at Creighton (43)

#### UE Player Had Three Consecutive 20 Point Games

Colt Ryan - 2/15-2/21/12 - vs. UNI (20), vs. WIU (20), at Creighton (43)

#### UE Player Had Four Consecutive 20 Point Games

Colt Ryan - 12/29/11-1/7/12 - vs. SIU, at UNI, vs. Wichita St., at Ill. St.

#### UE Had Five Players In Double Figures

Five vs. Missouri State, 2/25/12

Cox (17), Ryan (12), Taylor (12), Harris (11), Sawvell (11)

#### UE Had One Player In Double Figures

Denver Holmes (14 points) at North Carolina, 12/6/11

#### UE Had No Players In Double Figures

vs. North Carolina, 12/8/10

#### UE Scored 100 Points In A Game

100 vs. Central Michigan, 11/19/04

#### UE Scored 100 Points At Home

100 vs. Central Michigan, 11/19/04

#### UE Scored 100 Points On The Road

115 at Hawaii Hilo, 11/28/98

#### UE Scored Under 50 Points In A Game

48 at North Carolina, 12/6/11

#### UE Scored 20 or Fewer Points In A Half

18 in 1st half vs. Southern Illinois, 1/29/11

#### UE Scored 50 or More Points In First Half

53 at Bradley, 2/1/12

#### UE Scored 50 or More Points In Second Half

55 at UNI, 1/1/12

## UE Scored 60 or More Points In A Half

61 in second half at Hawaii Hilo, 11/28/98

### SHOOTING

#### UE Player had 15 Field Goals Made

17, Colt Ryan (17-of-24) at Creighton, 2/21/12

#### UE Player had 10 Field Goals Made

17, Colt Ryan (17-of-24) at Creighton, 2/21/12

#### UE Player had 20 Field Goals Attempted

24, Colt Ryan (17-of-24) at Creighton, 2/21/12

#### UE Player Missed All FG Attempts (Min. 10 att.)

Jason Holsinger, at Missouri, 0-11, 12/3/06

#### UE Had 40 Field Goals Made

41 at Bradley, 2/1/12

#### UE Had 75 Field Goals Attempted

78 at Miami (Ohio), 12/9/87

#### UE Shot 60% From the Floor

.603 at Bradley, 2/1/12

#### UE Shot Below 25% From the Floor

.234 (11-47) at Southern Illinois, 1/11/06

### THREE-POINT SHOOTING

#### UE Player had 10 3-Point Field Goals Made

11 by Scott Haffner vs. Dayton, 2/18/89\*

#### UE Player had 8 3-Point Field Goals Made

8, Colt Ryan vs. Bradley, 1/18/12

#### UE Player had 10 3-Point Field Goals Attempted

14, Colt Ryan vs. Bradley, 1/18/12

#### UE had 10 3-Point FG's Made

12 vs. Bradley, 1/18/12

#### UE Shot 70% From 3-Point Distances (Min. 10 attempts)

80% (8-10) vs. Middle Tennessee State, 12/18/10

#### UE Did Not Make A Three-Pointer

at Missouri State, 1/7/11

### FREE THROWS

#### UE Player had 20 Free Throws Made

20, Matt Webster vs. Lipscomb, 12/16/06

#### UE Player had 15 Free Throws Made

19, Colt Ryan vs. Norfolk State, 12/23/10

#### UE Player Shot 100% From Free Throw Line (min. 10 att.)

Kenneth Harris (11-11) and Colt Ryan (10-10) vs. Indiana St., 1/29/12

#### UE Player had 20 Free Throws Attempted

18, Colt Ryan vs. Butler, 11/12/11

#### UE Player had 15 Free Throws Attempted

18, Colt Ryan vs. Butler, 11/12/11

#### UE had 30 Free Throws Made

32 vs. Butler, 11/12/11

#### UE had 40 Free Throws Made

43 vs. Norfolk State, 12/23/10

#### UE had 40 Free Throws Attempted

43 vs. Butler, 11/12/11

#### UE had 50 Free Throws Attempted

54 vs. Norfolk State, 12/23/10

#### UE Made Less Than Five Free Throws

1 vs. Missouri State, 3/6/08

#### UE Attempted Less Than Five Free Throws

4 at Ball State, 11/24/07

#### UE Shot 90% From Free Throw Line (min. 10 att.)

24-of-26 (92.3%) vs. Indiana State, 1/29/12

#### UE Shot 100% From Free Throw Line (min. 10 att.)

16-16 at Morehead State, 12/29/98



# 2011-12 PURPLE ACES GAME NOTES



## REBOUNDS

### UE Player had 20 Rebounds

21, Richie Johnson at Western Kentucky, 12/11/84

### UE Player had 15 Rebounds

16, Nate Garner vs. Western Kentucky, 12/13/08

### UE had 40 Rebounds

40 vs. Southern Illinois, 1/29/11

### UE had 50 Rebounds

61 vs. SIU Edwardsville, 12/2/08

## ASSISTS

### UE Player had 10 Assists

11, Denver Holmes at Bradley, 2/1/12

### UE Had Five or Fewer Assists

5 at Northern Iowa, 1/1/10

### UE Had 30 or More Assists

31 at Bradley, 2/1/12

## STEALS

### UE Player had 5 Steals

5, Troy Taylor vs. Missouri State, 2/25/12

## TURNOVERS

### UE Forced 25 or More Turnovers

28 vs. Oakland City, 12/19/11

### UE Had 25 or More Turnovers

25 vs. Alabama State, 12/4/09

## BLOCKS

### UE Player had 7 Blocks

8, Mark Jewell, vs. Indiana State, 1990-91

### UE had 10 Blocks

11 vs. Indiana State, 1990-91

### UE had No Blocks

at Bradley, 2/1/12

## The Last Time An Opponent...

## SCORING

### Player had 30 Points

35 by Benzor Simmons, UT-Martin, 12/19/09

### Player had 40 Points

40 by Henry Domercant, Eastern Illinois, 11/30/02

### Team Had Five Players In Double Figures

5 by Drake, 2/12/12

### Team Had One Player In Double Figures

Western Illinois, 2/18/12

### Team Had No Players In Double Figures

Illinois State, 1/15/11

### Team Had 100 Points

101 by Drake, MVC Tournament, 3/1/07

### Team Had 100 Points In Evansville

103 by Oral Roberts, 1/9/84

### Team Scored 50 Points Or Fewer In A Game

45 by Western Illinois, 2/18/12

### Team Had 30 Point or Fewer

26 by Northwestern, 11/26/99

### Team Scored 20 or Fewer Points In A Half

14 by Western Illinois, 1st Half, 2/18/12

### Team Scored 10 or Fewer Points In A Half

8 by Northwestern, 11/26/99

### Team Scored 50 or More Points In A Half

50 by Creighton, 2nd Half, 3/3/12

## SHOOTING

### Player had 10 Field Goals Made

10 by Dwayne Lathan, Indiana State, 1/29/12

### Player had 20 Field Goals Attempted

21 by Anthony Winchester, Western Kentucky, 12/6/05

### Player Missed All FG Attempts (10 att.)

Boo Richardson, Illinois State, 0-11, 12/9/06

### Team had 40 Field Goals Made

40 by Missouri State, 1/9/07

### Team had 75 Field Goals Attempted

86 by Southern Illinois, 1/7/98

### Team Shot 60% From The Floor

.604 by Creighton, 3/3/12

### Team Shot 25% From The Floor Or Under

.250 (16-64) by Coastal Carolina, 1/3/94

## THREE-POINT SHOOTING

### Player had 8 3-Point Field Goals Made

9 by Kyle Korver, Creighton, 1/15/03

### Player had 15 3-Point Field Goals Attempted

15 by Phillip Gilbert, Bradley, 3/1/03

### Team had 10 3-Point Field Goals Made

12 by Creighton, 3/3/12

### Team Shot 70% From 3-Point Distances (Min. 10 attempts)

Wichita State, 7-10, 1/2/97

### Team Did Not Make A Three-Pointer

Bradley, 2/17/99

## FREE THROWS

### Player had 10 Free Throws Made

11 by Garrett Stutz, Wichita State, 2/17/10

### Team had 30 Free Throws Made

31 by Butler, 11/21/09

### Team Shot 100% Free Throws (min. 10 attempts)

Northern Iowa, 16-16, 1/1/10

### Team Shot 90% Free Throws (min. 10 attempts)

Northern Iowa, 17-18 (94.4%), 2/23/10

### Team had 40 Free Throws Attempted

43 by North Carolina, 12/6/11

### Team Made Less Than Five Free Throws

1 by Western Kentucky, 12/13/08

### Team Attempted Less Than Five Free Throws

2 by Western Kentucky, 12/13/08

## REBOUNDS

### Player had 15 Rebounds

16 by Matt Shaw, Southern Illinois, 1/29/08

### Team had 50 Rebounds

50 by Missouri State, 2/25/12

## ASSISTS

### Team Had Five or Fewer Assists

5 by Northern Iowa, 1/1/10

### Player Had 10 or more Assists

10 by Demetric Williams, Wichita State, 1/25/12

## STEALS

### Player had 5 Steals

5 by Jeff Early, Southern Illinois, 2/4/12

## BLOCKS

### Player had 7 Blocks

7 by Josh Crawford, Indiana State, 1/31/10

### Team had No Blocks

Drake, 2/27/10





## 2011-12 PURPLE ACES GAME NOTES



### Evansville Roster Information

#	Name	Pos.	Ht.	Wt.	Class	Hometown/School	Pts.	Reb.	FT%
0	Ryan Sawvell	F	6-8	200	Fr.	Mundelein, Ill./Mundelein	6.2	4.0	61.0
5	Troy Taylor	G	6-0	184	Jr.	Anderson, Ind./Anderson	5.5	5.0	75.7
11	Colt Ryan	G/F	6-5	210	Jr.	Batesville, Ind./Batesville	20.2	4.2	84.6
32	Kenneth Harris	F/G	6-6	185	Sr.	St. Louis, Mo./Gateway Tech	11.3	4.4	74.9
34	Denver Holmes	F/G	6-4	180	Sr.	Olathe, Kan./Olathe South	11.5	1.3	87.3
1	Jordan Nelson	G	6-0	160	Fr.	Lincoln, Ill./Lincoln Community	1.6	0.4	0.00
3	Matt Peeler	F/C	6-8	240	Sr.	Alamogordo, N.M./Alamogordo	0.9	1.4	14.3
4	Lewis Jones	G/F	6-3	205	Jr.	Memphis, Tenn./GW Carver	5.3	2.5	66.7
10	Jaylon Moore	F/C	6-7	230	Fr.	Olive Branch, Miss./Olive Branch	1.2	1.1	40.0
13	Jordan Jahr	G/F	6-6	205	So.	Austin, Texas/Lake Travis	5.8	2.6	60.0
14	Andy Chinn	G	6-0	165	Jr.	Tell City, Ind./Tell City	0.4	0.2	-
20	Brandon Williams	G	6-0	170	Sr.	Charlotte, Tenn./Creek Wood	0.0	0.3	-
22	Ned Cox	G	6-1	185	Jr.	San Antonio, Texas/Judson	9.0	1.6	88.2
25	Rokas Cesnulevicius	F/C	6-8	215	Fr.	Alytaus, Lithuania/Hawaii Prep.	1.0	1.3	41.2

### Princeton Roster Information

#	Name	Pos.	Ht.	Wt.	Class	Hometown/School	Pts.	Reb.	FT%
15	John Comfort	F	6-7	197	Sr.	La Grange, Ill. (Fenwick)	2.1	0.9	50.0
20	Douglas Davis	G	5-11	157	Sr.	Philadelphia, Pa. (Hun School)	13.0	1.9	79.6
22	Patrick Saunders	F	6-8	205	Sr.	Gilford, N.H. (New Hampton)	6.6	2.6	82.6
34	Ian Hummer	F	6-7	230	Jr.	Vienna, Va. (Gonzaga College HS (D.C.))	16.1	7.3	65.9
44	Brendan Connolly	C	6-11	255	Jr.	Brentwood, Tenn. (Father Ryan)	5.6	3.7	57.9
3	Jimmy Sherburne	G	6-3	197	Jr.	Whitefish Bay, Wis. (Whitefish Bay)	1.6	1.2	69.2
4	Denton Koon	F	6-8	205	Fr.	Liberty, Mo. (Liberty)	5.1	3.2	58.3
5	T.J. Bray	G	6-5	205	So.	New Berlin, Wis. (Catholic Memorial)	7.3	4.5	63.6
11	Brian Fabrizio	F	6-11	210	Fr.	Arlington Heights, Ill. (Kimball Union (N.H.))	0.6	0.0	0.00
14	Chris Clement	G	6-2	190	So.	Round Rock, Texas (Stony Point)	0.5	0.5	0.00
23	Clay Wilson	G	6-3	176	Fr.	Tulsa, Okla. (Lincoln Christian)	0.5	0.5	0.00
25	Tom Noonan	F	6-8	235	So.	Havertown, Pa. (Penn Charter)	-	-	-
32	Mack Darrow	F	6-9	230	Jr.	Lake Barrington, Ill. (Barrington)	6.7	3.5	78.3
40	Bobby Garbade	C	6-11	245	Fr.	Binghamton, N.Y. (Seton Catholic)	0.8	0.5	0.00
41	Daniel Edwards	F	6-8	225	So.	Dallas, Texas (Highland Park)	0.7	0.6	0.00



# 2011-12 PURPLE ACES GAME NOTES



## The 2011-12 University of Evansville Men's Basketball Roster

#	Name	Cl.	Pos.	Hgt.	Wgt.	Hometown/Previous School
0	Ryan Sawvell	Fr.	F	6-8	200	Mundelein, Ill./Mundelein
1	Jordan Nelson	Fr.	G	6-0	160	Lincoln, Ill./Lincoln Community
3	Matt Peeler	Sr.	F/C	6-8	240	Alamogordo, New Mexico/Alamogordo
4	Lewis Jones	Jr.	G/F	6-3	205	Memphis, Tenn./GW Carver
5	Troy Taylor	Jr.	G	6-0	184	Anderson, Ind./Anderson
10	Jaylon Moore	Fr.	F/C	6-7	230	Olive Branch, Miss./Olive Branch
11	Colt Ryan	Jr.	G/F	6-5	210	Batesville, Ind./Batesville
13	Jordan Jahr	So.	G/F	6-6	205	Austin, Texas/Lake Travis
14	Andy Chinn	Jr.	G	6-0	165	Tell City, Ind./Tell City
20	Brandon Williams	Sr.	G	6-0	170	Charlotte, Tenn./Creek Wood
22	Ned Cox	Jr.	G	6-1	185	San Antonio, Texas/Judson
25	Rokas Cesnulevicius	Fr.	F/C	6-8	215	Alytaus, Lithuania/Hawaii Preparatory Acad.
32	Kenny Harris	Sr.	F/G	6-6	185	St. Louis, Mo./Gateway Tech
34	Denver Holmes	Sr.	F/G	6-4	180	Olathe, Kan./Olathe South

**Head Coach:** Marty Simmons (Evansville, '87)

**Assistant Coach:** Jimmy Elgas (Illinois State, '93)

**Assistant Coach:** Chris Hollender (Evansville, '98)

**Assistant Coach:** Carson Harris (Manchester, '01)

**Director of Basketball Operations:** Lucious Wagner (Evansville, '05)

**Assistant Athletic Trainer:** Troy Coppus

**Strength and Conditioning Coach:** Joe Hermes

**Director of Development for Men's Basketball:** Kim Gentry

### (10) Returning Letterwinners/Players (2010-11 Stats)

Name	Cl.	Pos.	Hgt.	Wgt.	GP/GS	PPG	RPG	Note
Matt Peeler	Sr.	F/C	6-8	240	16/0	0.9	1.1	Scored 6 pts playing 12 min at MTSU
Lewis Jones	Jr.	G/F	6-3	205	31/0	3.6	1.7	Tallied career high 13 pts vs. Ill. St.
Troy Taylor	Jr.	G	6-0	184	32/0	2.8	2.5	Tied career best with 12 pts vs Mo. St.
Brandon Williams	Sr.	G	6-0	170	2/0	0.0	0.0	Played in a pair of games last season
Colt Ryan ^	Jr.	G/F	6-5	210	32/32	15.7	3.3	Led team with 15.7 PPG
Jordan Jahr	So.	G/F	6-6	205	30/0	3.8	2.2	Top effort of 16 pts came at Ind. St.
Andy Chinn	Jr.	G	6-0	165	3/0	0.0	0.0	Saw action in 3 games, notched a steal
Ned Cox	Jr.	G	6-1	185	32/2	7.3	1.4	Recorded 16 pts vs. UNI
Kenny Harris ^	Sr.	F/G	6-6	185	31/30	8.3	5.9	Aces top rebounder and blocker in '11
Denver Holmes ^	Sr.	F/G	6-4	180	32/32	7.8	2.1	Scored 15 pts on 3 occasions

^returning starter

### (4) Newcomers

Name	Cl.	Pos.	Hgt.	Wgt.	Hometown	Previous School
Rokas Cesnulevicius	Fr.	F/C	6-8	215	Alytaus, Lithuania	Hawaii Preparatory Academy
Jaylon Moore	Fr.	F/C	6-7	230	Olive Branch, Miss.	Olive Branch
Jordan Nelson	Fr.	G	6-0	160	Lincoln, Ill.	Lincoln Community
Ryan Sawvell	Fr.	F	6-8	200	Mundelein, Ill.	Muneelein

### By Class

**Senior (4):** Kenny Harris, Denver Holmes, Matt Peeler, Brandon Williams

**Junior (5):** Andy Chinn, Ned Cox, Lewis Jones, Colt Ryan, Troy Taylor

**Sophomore (1):** Jordan Jahr

**Freshman (4):** Rokas Cesnulevicius, Jaylon Moore, Jordan Nelson, Ryan Sawvell

### By State/Country

**Indiana (3):** Andy Chinn, Colt Ryan, Troy Taylor

**Illinois (2):** Jordan Nelson, Ryan Sawvell

**Mississippi (1):** Jaylon Moore

**Missouri (1):** Kenny Harris

**Tennessee (2):** Lewis Jones, Brandon Williams

**Texas (2):** Ned Cox, Jordan Jahr

**Kansas (1):** Denver Holmes

**New Mexico (1):** Matt Peeler

**Lithuania (1):** Rokas Cesnulevicius



# 2011-12 PURPLE ACES GAME NOTES



**0** Ryan Sawvell  
F - 6-8/200 - Fr.  
Mundelein, Ill.



**1** Jordan Nelson  
G - 6-0/160 - Fr.  
Lincoln, Ill.




**3** Matt Peeler  
F/C - 6-8/240 - Sr.  
Alamogordo, N.M.



**4** Lewis Jones  
G/F - 6-3/205 - Jr.  
Memphis, Tenn.



**5** Troy Taylor  
G - 6-0/184 - Jr.  
Anderson, Ind.



**10** Jaylon Moore  
F/C - 6-7/230 - Fr.  
Olive Branch, Miss.



**11** Colt Ryan  
G/F - 6-5/210 - Jr.  
Batesville, Ind.



**13** Jordan Jahr  
G/F - 6-6/205 - So.  
Austin, Texas



**14** Andy Chinn  
G - 6-0/165 - Jr.  
Tell City, Ind.



**20** Brandon Williams  
G - 6-0/170 - Sr.  
Charlotte, Tenn.



**22** Ned Cox  
G - 6-1/185 - Jr.  
San Antonio, Texas



**25** Rokas Cesnulevicius  
F/C - 6-8/215 - Fr.  
Alytaus, Lithuania



**32** Kenneth Harris  
F/G - 6-6/185 - Sr.  
St. Louis, Mo.



**34** Denver Holmes  
F/G - 6-4/180 - Sr.  
Olathe, Kan.



Marty Simmons  
Head Coach



Jimmy Elgas  
Assistant Coach



Chris Hollender  
Assistant Coach



Carson Harris  
Assistant Coach





# MARTY SIMMONS HEAD COACH 5TH SEASON

### THE SIMMONS FILE

**Hometown:** Lawrenceville, Ill.  
**Education:** Evansville (1987)  
**Playing Exp.:** 1983-85 Indiana  
 1986-88 Evansville

		Coaching Exp.:	
YEARS	SCHOOL	RECORD	CONF RECORD
1996-97	Wartburg	10-14	7-9
2002-07	SIU-Edwardsville	88-59	55-43
<b>2007-</b>	<b>Evansville, Head Coach</b>	<b>67-87</b>	<b>30-55</b>

#### Year-by-Year Record as Head Coach

Year	School	Overall	Conf.	Postseason
1996-97	Wartburg	10-14	7-9	
2002-03	SIUE	9-18	5-15	
2003-04	SIUE	16-12	11-9	
2004-05	SIUE	23-9	15-5	NCAA D-II Tournament
2005-06	SIUE	25-8	14-5	NCAA D-II Elite Eight
2006-07	SIUE	15-12	10-9	
2007-08	Evansville	9-21	3-15	
2008-09	Evansville	17-14	8-10	CollegInsider.com Tournament
2009-10	Evansville	9-21	7-9	
2010-11	Evansville	16-16	9-9	CBI - Second Round
2011-12	Evansville	16-15	9-9	
<b>Record</b>	<b>10th year</b>	<b>165-160</b>	<b>98-104</b>	

#### Year-by-Year Record as Assistant Coach

Year	School	Record	Conf.	Postseason
1990-91	Evansville	14-14	7-7	
1991-92	Evansville	24-6	8-2	NCAA First Round
1992-93	Evansville	23-7	12-2	NCAA First Round
1993-94	Evansville	21-11	6-4	
1994-95	Evansville	18-9	11-7	
1995-96	Evansville	13-14	9-9	
1997-98	Evansville	15-15	9-9	
1998-99	Evansville	23-10	13-5	NCAA First Round
1999-00	Evansville	18-12	9-9	
2000-01	Evansville	14-16	9-9	
2001-02	Evansville	7-21	4-14	
<b>Record</b>	<b>11 Years</b>	<b>190-135</b>	<b>97-77</b>	

#### Year-by-Year Record as Player

Year	School	Record	Postseason
1983-84	Indiana	22-9	NCAA Tournament - 2nd round
1984-85	Indiana	19-14	NIT Finals
1986-87	Evansville	16-12	
1987-88	Evansville	21-8	NIT - 2nd round

IT DIDN'T TAKE MARTY SIMMONS LONG TO GO FROM TALKING ABOUT SUCCESS TO ACTUALLY ACHIEVING IT. SINCE RETURNING TO THE UNIVERSITY OF EVANSVILLE AS HEAD COACH IN 2007, SIMMONS HAS (1) LED THE ACES TO POST-SEASON PLAY TWO OF THE PAST THREE YEARS, (2) PRODUCED TWO .500-OR-BETTER SEASONS, SOMETHING THAT HAD NOT TAKEN PLACE AT UE SINCE 2000, (3) PRODUCED EVANSVILLE'S BEST MISSOURI VALLEY CONFERENCE RECORD SINCE 2001, AND (4) GUIDED THE ACES TO A 4-2 RECORD LAST SEASON AGAINST NCAA TOURNAMENT TEAMS. ONE OF THOSE FOUR VICTORIES WAS OVER NCAA RUNNER-UP BUTLER AT THE BULLDOGS' HINKLE FIELDHOUSE. IN EACH OF THE PAST TWO SEASONS, EVANSVILLE HAS DEFEATED A TEAM THAT WENT ON TO BEAT A #1 SEED IN THE NCAA TOURNAMENT (NORTHERN IOWA OVER KANSAS IN 2009-10 AND BUTLER OVER PITTSBURGH IN 2010-11).

SIMMONS' SUCCESS HAS BEEN NOTICED BY HIS PEERS. IN TWO OF THE PAST THREE YEARS, HE HAS FINISHED AMONG THE TOP FOUR IN VOTING FOR MISSOURI VALLEY CONFERENCE COACH OF THE YEAR. THE LATEST EXAMPLE TOOK PLACE IN 2011 WHEN SIMMONS' PURPLE ACES FINISHED 9-9 IN THE MVC AND IN SIXTH PLACE AFTER BEING VOTED 10TH IN THE PRE-SEASON POLL. THE ACES WENT ON TO ACHIEVE THEIR FIRST POST-SEASON VICTORY SINCE 1989 BY DEFEATING HOFSTRA IN THE FIRST ROUND OF THE COLLEGE BASKETBALL INVITATIONAL.

SIMMONS RETURNED TO HIS ALMA MATER AS HEAD COACH IN THE SPRING OF 2007. HIS FIRST SQUAD FINISHED 9-21, BUT ONE YEAR LATER, IN 2008-09, SIMMONS LED HIS ACES TO A 17-14 RECORD AND A BERTH IN THE INAUGURAL COLLEGEINSIDER.COM POST-SEASON TOURNAMENT. FOR HIS EFFORTS, SIMMONS FINISHED THIRD IN BALLOTING FOR MVC COACH OF THE YEAR, TRAILING ONLY THE COACHES WHO LED THEIR TEAMS TO A CO-CHAMPIONSHIP. THE 2008-09 ACES ACHIEVED EVANSVILLE'S BEST WINNING PERCENTAGE SINCE 2000, AND FIRST POST-SEASON APPEARANCE SINCE 1999, WHEN SIMMONS WAS AN ASSISTANT COACH WITH THE ACES. SENIOR SHY ELY WAS SECOND IN VOTING FOR MISSOURI VALLEY CONFERENCE PLAYER OF THE YEAR, AND SENIOR JASON HOLSINGER EARNED ACADEMIC ALL-AMERICA HONORS.

PRIOR TO HIS RETURN TO EVANSVILLE IN 2007, SIMMONS SERVED AS HEAD COACH FOR FIVE YEARS AT DIVISION II SOUTHERN ILLINOIS UNIVERSITY-EDWARDSVILLE, WHERE HE TOOK OVER A PROGRAM THAT HAD NOT WON 10 GAMES SINCE 1999 AND LED THE COUGARS TO 23 WINS IN 2005 AND 25 IN 2006. SIUE REACHED THE NCAA TOURNAMENT IN 2005 FOR THE FIRST TIME IN 15 YEARS, AND SIMMONS WAS CHOSEN AS GREAT LAKES VALLEY COACH OF THE YEAR. HIS 2006 SQUAD DID EVEN BETTER, WINNING THREE GAMES IN THE NCAA DIVISION II GREAT LAKES REGIONAL CHAMPIONSHIPS AND ADVANCING TO THE ELITE EIGHT. SIUE APPEARED IN THE NATIONAL RANKINGS 16 WEEKS.

A NATIVE OF LAWRENCEVILLE, ILL., SIMMONS LED LAWRENCEVILLE HIGH SCHOOL TO BACK TO BACK CLASS A STATE CHAMPIONSHIPS AND BECAME ONE OF THE MOST CELEBRATED PLAYERS IN ILLINOIS PREP HISTORY. SIMMONS SPENT HIS FIRST TWO YEARS OF COLLEGE AT INDIANA. IT WAS DURING INDIANA'S NIT RUN IN 1985 WHEN INDIANA UNIVERSITY ASSISTANT COACH JIM CREWS WAS CHOSEN AS EVANSVILLE'S HEAD COACH. TWO MONTHS LATER, SIMMONS TRANSFERRED TO EVANSVILLE. ALREADY DESIGNATED AS THE ACES' TEAM CAPTAIN WHILE SITTING OUT HIS REDSHIRT SEASON, SIMMONS IMMEDIATELY HELPED TURN AROUND THE UE PROGRAM WHEN HE BECAME ELIGIBLE IN 1986-87. HE AVERAGED 22.4 POINTS AS A JUNIOR AND LED EVANSVILLE TO A FIRST PLACE TIE IN THE MIDWESTERN COLLEGIATE CONFERENCE. AS A SENIOR, HE FINISHED SIXTH IN THE NATION IN SCORING AT 25.9, AND FINISHED NINTH IN BALLOTING FOR THE ASSOCIATED PRESS COLLEGE BASKETBALL PLAYER OF THE YEAR. DESPITE PLAYING ONLY TWO SEASONS AT EVANSVILLE, HE RANKS 22ND WITH 1,265 POINTS.

MARTY AND HIS WIFE, ANGIE, WHO GREW UP IN NEARBY NEWBURGH, HAVE FOUR CHILDREN: BRITTANY, KELSEY, BLAKE, AND COLE.



# 2011-12 PURPLE ACES GAME NOTES



**Ryan SAWVELL** **0**

Freshman  
Forward  
6-8 • 200  
Mundelein, Ill.  
Mundelein



**Jordan NELSON** **1**

Freshman  
Guard  
6-0 • 160  
Lincoln, Ill.  
Lincoln Community

## CAREER AND SEASON HIGHS

### Career

Points: \_\_\_\_\_ 14 (vs. Drake, 1/13/12)  
FG: \_\_\_\_\_ 7 (vs. Drake, 1/13/12)  
FGA: \_\_\_\_\_ 9 (Twice, last at Bradley, 2/1/12)  
3-Pt FG: \_\_\_\_\_  
3-Pt FGA: \_\_\_\_\_  
FT: \_\_\_\_\_ 4 (vs. Creighton, 2/7/12)  
FTA: \_\_\_\_\_ 5 (vs. Creighton, 2/7/12)  
Rebounds: \_\_\_\_\_ 16 (at Bradley, 2/1/12)  
Assists: \_\_\_\_\_ 3 (vs. Indiana State, 1/29/12)  
Steals: \_\_\_\_\_ 2 (6x, last vs. Missouri State, 2/25/12)  
Blocked Shots: \_\_\_\_\_ 1 (6x, last vs. Western Illinois, 2/18/12)  
Minutes Played: \_\_\_\_\_ 35 (vs. Missouri State, 2/25/12)

### Season

Points: \_\_\_\_\_ 14 (vs. Drake, 1/13/12)  
FG: \_\_\_\_\_ 7 (vs. Drake, 1/13/12)  
FGA: \_\_\_\_\_ 9 (Twice, last at Bradley, 2/1/12)  
3-Pt FG: \_\_\_\_\_  
3-Pt FGA: \_\_\_\_\_  
FT: \_\_\_\_\_ 4 (vs. Creighton, 2/7/12)  
FTA: \_\_\_\_\_ 5 (vs. Creighton, 2/7/12)  
Rebounds: \_\_\_\_\_ 16 (at Bradley, 2/1/12)  
Assists: \_\_\_\_\_ 3 (vs. Indiana State, 1/29/12)  
Steals: \_\_\_\_\_ 2 (6x, last vs. Missouri State, 2/25/12)  
Blocked Shots: \_\_\_\_\_ 1 (6x, last vs. Western Illinois, 2/18/12)  
Minutes Played: \_\_\_\_\_ 35 (vs. Missouri State, 2/25/12)

## 2011-12 GAME-BY-GAME

Opponent	MP	FG	3FG	FT	O-D-R	A	TO	Bl	St	Pts	
DePauw & UIS &	9	0-1	0-0	0-0	0-3-3	1	2	0	0	0	
Butler	15	1-4	0-0	0-1	3-1-4	1	0	0	0	2	
Indiana	2	0-0	0-0	0-0	0-0-0	0	0	0	0	0	
Oakland City	Did not play										
UIC	Did not play										
Alabama State	12	1-1	0-0	2-2	0-1-1	0	0	0	0	4	
TCU	13	1-1	0-0	0-0	1-1-2	0	0	1	0	2	
UNC	12	2-2	0-0	0-0	1-2-3	1	0	0	0	4	
NC A&T	13	1-4	0-0	3-3	0-3-3	0	1	0	0	5	
Tenn Tech*	28	2-4	0-0	2-2	2-3-5	1	1	0	1	6	
Miami*	24	5-7	0-0	1-2	1-2-3	0	0	0	2	11	
Southern Illinois*	19	1-1	0-0	0-2	0-0-0	0	0	0	0	2	
Northern Iowa*	26	2-3	0-0	1-1	2-4-6	0	1	0	2	5	
Wichita State*	22	1-1	0-0	0-0	0-3-3	0	2	0	0	2	
Illinois State*	22	5-7	0-0	0-0	1-2-3	0	1	0	0	10	
Indiana State*	13	0-1	0-0	0-0	1-2-3	0	0	0	0	0	
Drake*	24	7-9	0-0	0-1	1-5-6	0	1	0	1	14	
Missouri State*	15	1-4	0-0	1-1	0-1-1	0	0	0	0	3	
Bradley*	22	5-7	0-0	2-4	1-2-3	0	0	1	0	12	
Illinois State*	30	2-5	0-0	0-0	4-7-11	2	2	0	1	4	
Wichita State*	25	6-8	0-0	1-2	1-1-2	0	0	0	0	13	
Indiana State*	32	5-7	0-0	1-2	2-4-6	3	1	0	2	11	
Bradley*	31	6-9	0-0	0-3	7-9-16	0	0	0	0	12	
Southern Illinois*	31	0-1	0-0	1-2	0-2-2	0	1	1	2	1	
Creighton*	28	4-7	0-0	4-5	2-5-7	1	0	1	2	12	
Drake*	29	4-7	0-0	0-0	3-3-6	0	2	1	1	8	
Northern Iowa*	26	2-3	0-0	1-3	4-4-8	0	1	0	1	5	
Western Illinois*	14	1-3	0-0	0-0	1-2-3	0	0	1	0	2	
Creighton*	5	1-1	0-0	0-0	0-0-0	1	0	0	0	2	
Missouri State	35	4-8	0-0	3-4	1-4-5	1	2	0	2	11	
Missouri State	19	2-4	0-0	0-0	1-2-3	0	0	0	0	4	
Creighton*	13	3-4	0-0	2-2	1-1-2	0	1	0	0	8	

\*Starter & Exhibition

## CAREER AND SEASON HIGHS

### Career

Points: \_\_\_\_\_ 10 (vs. Oakland City, 11/19/11)  
FG: \_\_\_\_\_ 4 (vs. Oakland City, 11/19/11)  
FGA: \_\_\_\_\_ 8 (vs. Oakland City, 11/19/11)  
3-Pt FG: \_\_\_\_\_ 2 (3x, last vs. Bradley, 1/18/12)  
3-Pt FGA: \_\_\_\_\_ 5 (vs. Oakland City, 11/19/11)  
FT: \_\_\_\_\_  
FTA: \_\_\_\_\_ 2 (vs. Oakland City, 11/19/11)  
Rebounds: \_\_\_\_\_ 3 (vs. Oakland City, 11/19/11)  
Assists: \_\_\_\_\_ 1 (Twice, last at Miami (OH), 12/20/11)  
Steals: \_\_\_\_\_ 2 (vs. Oakland City, 11/19/11)  
Blocked Shots: \_\_\_\_\_ 1 (vs. Oakland City, 11/19/11)  
Minutes Played: \_\_\_\_\_ 20 (vs. Oakland City, 11/19/11)

### Season

Points: \_\_\_\_\_ 10 (vs. Oakland City, 11/19/11)  
FG: \_\_\_\_\_ 4 (vs. Oakland City, 11/19/11)  
FGA: \_\_\_\_\_ 8 (vs. Oakland City, 11/19/11)  
3-Pt FG: \_\_\_\_\_ 2 (3x, last vs. Bradley, 1/18/12)  
3-Pt FGA: \_\_\_\_\_ 5 (vs. Oakland City, 11/19/11)  
FT: \_\_\_\_\_  
FTA: \_\_\_\_\_ 2 (vs. Oakland City, 11/19/11)  
Rebounds: \_\_\_\_\_ 3 (vs. Oakland City, 11/19/11)  
Assists: \_\_\_\_\_ 1 (Twice, last at Miami (OH), 12/20/11)  
Steals: \_\_\_\_\_ 2 (vs. Oakland City, 11/19/11)  
Blocked Shots: \_\_\_\_\_ 1 (vs. Oakland City, 11/19/11)  
Minutes Played: \_\_\_\_\_ 20 (vs. Oakland City, 11/19/11)

## 2011-12 GAME-BY-GAME

Opponent	MP	FG	3FG	FT	O-D-R	A	TO	Bl	St	Pts	
DePauw & UIS &	5	0-1	0-1	0-0	0-1-1	0	1	0	0	0	
Indiana	8	1-2	1-1	0-0	0-0-0	1	0	0	0	3	
Oakland City	8	2-3	1-2	0-0	1-0-1	0	1	0	0	5	
Oakland City	20	4-8	2-5	0-2	1-2-3	0	1	1	2	10	
UIC	5	0-0	0-0	0-0	0-0-0	0	0	0	0	0	
Alabama State	Did not play										
TCU	1	0-0	0-0	0-0	0-0-0	0	0	0	0	0	
UNC	13	1-3	1-3	0-0	0-1-1	1	1	0	0	3	
NC A&T	8	1-3	1-3	0-0	0-0-0	0	0	0	0	3	
Tenn. Tech	5	0-0	0-0	0-0	0-0-0	0	0	0	0	0	
Miami	12	2-3	2-3	0-0	0-0-0	1	0	0	0	6	
Southern Illinois	3	0-0	0-0	0-0	0-1-1	0	1	0	0	0	
Northern Iowa	12	0-1	0-1	0-0	0-0-0	0	0	0	0	0	
Wichita State	9	1-1	1-1	0-0	0-0-0	0	0	0	0	3	
Illinois State	9	1-3	1-3	0-0	0-0-0	0	0	0	0	3	
Indiana State	7	1-2	1-2	0-0	0-0-0	0	0	0	1	3	
Drake	5	0-3	0-3	0-0	0-0-0	0	0	0	0	0	
Missouri State	6	0-0	0-0	0-0	0-0-0	0	0	0	0	0	
Bradley	16	2-3	2-3	0-0	0-1-1	0	0	0	0	6	
Illinois State	3	0-0	0-0	0-0	0-0-0	0	0	0	0	0	
Wichita State	1	0-2	0-1	0-0	0-0-0	0	1	0	0	0	
Indiana State	4	0-1	0-1	0-0	0-0-0	0	0	0	0	0	
Bradley	5	0-2	0-1	0-0	0-1-1	0	0	0	0	0	
Southern Illinois	2	0-0	0-0	0-0	0-0-0	0	0	0	0	0	
Creighton	Did not play										
Drake	11	1-5	0-2	0-0	0-0-0	0	0	0	0	2	
Northern Iowa	3	0-1	0-1	0-0	0-0-0	0	0	0	0	0	
Western Illinois	3	0-0	0-0	0-0	0-2-2	0	0	0	0	0	
Creighton	Did not play										
Missouri State	3	0-0	0-0	0-0	0-0-0	0	0	0	0	0	
Missouri State	1	0-0	0-0	0-0	0-0-0	0	0	0	0	0	
Creighton	4	0-2	0-2	0-0	0-0-0	0	0	0	0	0	

\*Starter & Exhibition





# 2011-12 PURPLE ACES GAME NOTES



**Matt PEELER** **3**

Senior  
Forward/Center  
6-8 • 240  
Alamogordo, New Mexico  
Alamogordo

### CAREER AND SEASON HIGHS

#### Career

Points: \_\_\_\_\_ 6 (at Middle Tennessee State, 11/24/10)  
FG: \_\_\_\_\_ 2 (Twice, last vs. TCU, 12/3/11)  
FGA: \_\_\_\_\_ 4 (vs. TCU, 12/3/11)  
3-Pt FG: \_\_\_\_\_ N/A  
3-Pt FGA: \_\_\_\_\_ N/A  
FT: \_\_\_\_\_ 4 (at Middle Tennessee State, 11/24/10)  
FTA: \_\_\_\_\_ 6 (at Middle Tennessee State, 11/24/10)  
Rebounds: \_\_\_\_\_ 4 (Twice, last at Murray State, 2/19/11)  
Assists: \_\_\_\_\_ N/A  
Steals: \_\_\_\_\_ 2 (at UNC, 12/6/11)  
Blocked Shots: \_\_\_\_\_ 1 (5x, last at UIC, 11/23/11)  
Minutes Played: \_\_\_\_\_ 17 (vs. Butler, 11/12/11)

#### Season

Points: \_\_\_\_\_ 4 (vs. TCU, 12/3/11)  
FG: \_\_\_\_\_ 2 (vs. TCU, 12/3/11)  
FGA: \_\_\_\_\_ 4 (vs. TCU, 12/3/11)  
3-Pt FG: \_\_\_\_\_  
3-Pt FGA: \_\_\_\_\_  
FT: \_\_\_\_\_  
FTA: \_\_\_\_\_ 2 (Twice, last vs. NC A&T, 12/10/11)  
Rebounds: \_\_\_\_\_ 3 (3x, last vs. Western Illinois, 2/18/12)  
Assists: \_\_\_\_\_  
Steals: \_\_\_\_\_ 2 (at UNC, 12/6/11)  
Blocked Shots: \_\_\_\_\_ 1 (3x, last vs. NC A&T, 12/10/11)  
Minutes Played: \_\_\_\_\_ 17 (vs. Butler, 11/12/11)

### 2011-12 GAME-BY-GAME

Opponent	MP	FG	3FG	FT	O-D-R	A	TO	Bl	St	Pts
DePauw &	15	2-4	0-0	0-0	1-2-3	0	1	2	0	4
UIS &	15	2-4	0-0	3-4	4-4-8	0	2	0	1	7
Butler*	17	0-3	0-0	0-2	1-2-3	0	1	0	0	0
Indiana*	8	0-1	0-0	0-0	0-1-1	0	2	1	0	2
Oakland City	4	0-0	0-0	0-0	0-1-1	0	0	0	0	0
UIC*	5	1-2	0-0	0-0	1-1-2	0	1	1	0	2
Alabama State*	14	0-2	0-0	0-0	2-1-3	0	1	0	0	0
TCU*	14	2-4	0-0	0-0	0-1-1	0	1	0	1	4
UNC*	5	0-1	0-0	0-0	1-1-2	0	1	0	2	0
NC A&T	13	1-1	0-0	0-2	0-2-2	0	0	1	0	2
Tenn. Tech	4	0-0	0-0	0-0	0-0-0	0	0	0	0	0
Miami	Did not play									
Southern Illinois	Did not play									
Northern Iowa	Did not play									
Wichita State	Did not play									
Illinois State	Did not play									
Indiana State	Did not play									
Drake	2	0-0	0-0	0-0	0-0-0	0	0	0	0	0
Missouri State	Did not play									
Bradley	2	0-0	0-0	0-0	0-0-0	0	0	0	0	0
Illinois State	Did not play									
Wichita State	Did not play									
Indiana State	Did not play									
Bradley	2	0-0	0-0	0-0	0-0-0	0	0	0	0	0
Southern Illinois	Did not play									
Creighton	Did not play									
Drake	3	0-0	0-0	0-0	1-1-2	0	0	0	0	0
Northern Iowa	Did not play									
Western Illinois	5	1-3	0-0	0-0	2-1-3	0	0	0	1	2
Creighton	Did not play									
Missouri State	Did not play									
Missouri State	Did not play									
Creighton	3	1-1	0-0	1-3	1-0-1	0	0	0	0	3

\*Starter & Exhibition



**Lewis JONES** **4**

Junior  
Guard/Forward  
6-3 • 205  
Memphis, Tenn.  
G.W. Carver

### CAREER AND SEASON HIGHS

#### Career

Points: \_\_\_\_\_ 24 (at Missouri State, 1/15/12)  
FG: \_\_\_\_\_ 9 (at Missouri State, 1/15/12)  
FGA: \_\_\_\_\_ 14 (at Missouri State, 1/15/12)  
3-Pt FG: \_\_\_\_\_ 2 (vs. Creighton, 2/7/12)  
3-Pt FGA: \_\_\_\_\_ 2 (8x, last vs. Creighton, 2/7/12)  
FT: \_\_\_\_\_ 6 (Twice, last at Missouri State, 1/15/12)  
FTA: \_\_\_\_\_ 8 (vs. Missouri State, 2/2/11)  
Rebounds: \_\_\_\_\_ 7 (3x, last at Missouri State, 1/15/12)  
Assists: \_\_\_\_\_ 2 (Twice, last at SIU, 2/4/12)  
Steals: \_\_\_\_\_ 2 (Twice, last at Missouri State, 1/15/12)  
Blocked Shots: \_\_\_\_\_ 3 (vs. UT Martin, 12/19/09)  
Minutes Played: \_\_\_\_\_ 34 (at Missouri State, 1/15/12)

#### Season

Points: \_\_\_\_\_ 24 (at Missouri State, 1/15/12)  
FG: \_\_\_\_\_ 9 (at Missouri State, 1/15/12)  
FGA: \_\_\_\_\_ 14 (at Missouri State, 1/15/12)  
3-Pt FG: \_\_\_\_\_ 2 (vs. Creighton, 2/7/12)  
3-Pt FGA: \_\_\_\_\_ 2 (4x, last vs. Creighton, 2/7/12)  
FT: \_\_\_\_\_ 6 (at Missouri State, 1/15/12)  
FTA: \_\_\_\_\_ 7 (vs. Oakland City, 11/19/11)  
Rebounds: \_\_\_\_\_ 7 (at Missouri State, 1/15/12)  
Assists: \_\_\_\_\_ 2 (at SIU, 2/4/12)  
Steals: \_\_\_\_\_ 2 (at Missouri State, 1/15/12)  
Blocked Shots: \_\_\_\_\_ 1 (Twice, last vs. Bradley, 1/18/12)  
Minutes Played: \_\_\_\_\_ 34 (at Missouri State, 1/15/12)

### 2011-12 GAME-BY-GAME

Opponent	MP	FG	3FG	FT	O-D-R	A	TO	Bl	St	Pts
DePauw &	11	1-2	0-0	1-2	0-0-0	0	1	0	1	3
UIS &	18	3-8	0-0	2-2	1-0-0	0	1	1	0	8
Butler	12	5-8	0-1	2-2	0-2-2	0	2	0	1	12
Indiana	17	2-4	0-2	1-3	0-0-0	0	2	0	0	5
Oakland City	26	3-7	0-0	2-7	1-4-5	1	1	0	1	8
UIC	25	0-3	0-1	0-0	1-2-3	0	3	0	1	0
Alabama State	10	2-4	0-0	0-0	1-0-1	1	0	0	0	4
TCU	20	1-3	0-0	2-4	1-0-1	0	0	0	0	4
UNC	19	2-10	0-2	1-1	0-1-1	0	2	0	0	5
NC A&T	18	2-3	0-0	0-0	1-1-2	1	1	0	1	4
Tenn. Tech	16	0-6	0-1	2-2	1-1-2	0	1	1	0	2
Miami	8	1-2	0-0	0-0	0-0-0	0	0	0	0	2
Southern Illinois	24	3-4	0-0	2-2	2-3-5	0	0	0	0	8
Northern Iowa	10	3-3	0-0	1-1	1-2-3	0	3	0	0	7
Wichita State	9	0-3	0-1	2-2	1-0-1	0	2	0	0	2
Illinois State	10	1-2	0-0	2-2	3-0-3	0	1	0	0	4
Indiana State	18	2-4	0-0	0-0	2-1-3	0	1	0	0	4
Drake	16	2-8	0-0	1-2	2-1-3	1	1	0	0	5
Missouri State	34	9-14	0-2	6-6	3-4-7	0	1	0	2	24
Bradley	13	1-3	0-0	0-0	0-1-1	0	2	1	0	2
Illinois State	5	0-3	0-0	0-0	0-0-0	0	1	0	0	0
Wichita State	8	0-2	0-0	0-0	0-1-1	1	0	0	0	0
Indiana State	20	0-2	0-1	0-0	0-2-2	0	1	0	0	0
Bradley	23	4-8	0-0	0-0	1-4-5	1	2	0	1	8
Southern Illinois	18	3-7	0-0	2-2	1-0-1	2	1	0	1	8
Creighton	21	3-6	2-2	1-2	2-3-5	0	2	0	0	9
Drake	14	1-3	0-1	1-1	1-2-3	0	0	0	1	3
Northern Iowa	20	5-7	0-1	0-0	1-2-3	1	0	0	0	10
Western Illinois	21	2-2	0-0	4-6	1-3-4	0	5	0	1	8
Creighton	16	1-6	0-0	0-0	0-2-2	1	2	0	0	2
Missouri State	22	2-6	0-0	0-0	2-2-4	1	0	0	0	4
Missouri State	23	4-5	0-0	0-2	2-1-3	0	1	0	0	8
Creighton	15	0-4	0-1	2-4	0-0-0	0	0	0	0	2

\*Starter & Exhibition



# 2011-12 PURPLE ACES GAME NOTES



**Troy TAYLOR** **5**

Junior Guard  
6-0 • 184  
Anderson, Ind.  
Anderson

### CAREER AND SEASON HIGHS

#### Career

Points: \_\_\_\_\_ 14 (at Missouri State, 1/15/12)  
FG: \_\_\_\_\_ 5 (Twice, last at Missouri State, 1/15/12)  
FGA: \_\_\_\_\_ 8 (vs. Indiana State, 1/29/12)  
3-Pt FG: \_\_\_\_\_ 1 (3x, last at Creighton, 2/5/11)  
3-Pt FGA: \_\_\_\_\_ 1 (6x, last at Creighton, 2/5/11)  
FT: \_\_\_\_\_ 5 (Twice, last at Austin Peay, 12/22/09)  
FTA: \_\_\_\_\_ 8 (Twice, last at Austin Peay, 12/22/09)  
Rebounds: \_\_\_\_\_ 14 (at Missouri State, 1/15/12)  
Assists: \_\_\_\_\_ 10 (vs. UT Martin, 12/19/09)  
Steals: \_\_\_\_\_ 5 (Twice, last vs. Missouri State, 2/25/12)  
Blocked Shots: \_\_\_\_\_ 2 (vs. Oakland City, 11/14/09)  
Minutes Played: \_\_\_\_\_ 45 (vs. Indiana State, 1/29/12)


#### Season

Points: \_\_\_\_\_ 14 (at Missouri State, 1/15/12)  
FG: \_\_\_\_\_ 5 (at Missouri State, 1/15/12)  
FGA: \_\_\_\_\_ 8 (vs. Indiana State, 1/29/12)  
3-Pt FG: \_\_\_\_\_  
3-Pt FGA: \_\_\_\_\_  
FT: \_\_\_\_\_ 5 (vs. Drake, 1/13/12)  
FTA: \_\_\_\_\_ 6 (4x, last vs. Drake, 1/13/12)  
Rebounds: \_\_\_\_\_ 14 (at Missouri State, 1/15/12)  
Assists: \_\_\_\_\_ 8 (3x, last vs. Indiana State, 1/29/12)  
Steals: \_\_\_\_\_ 5 (Twice, last vs. Missouri State, 2/25/12)  
Blocked Shots: \_\_\_\_\_ 1 (vs. Creighton, 2/7/12)  
Minutes Played: \_\_\_\_\_ 45 (vs. Indiana State, 1/29/12)

### 2011-12 GAME-BY-GAME

Opponent	MP	FG	3FG	FT	O-D-R	A	TO	Bl	St	Pts
DePauw &	22	3-5	0-0	2-2	3-4-7	4	1	1	1	8
UIS &	30	2-6	0-0	4-4	2-3-5	2	2	0	3	8
Butler*	18	0-0	0-0	2-2	1-3-4	0	4	0	0	2
Indiana*	26	1-4	0-0	2-2	0-3-3	5	2	0	2	4
Oakland City*	30	4-5	0-0	3-6	3-8-11	4	0	0	1	11
UIC*	23	1-3	0-0	0-0	0-3-3	3	3	0	0	2
Alabama State*	31	2-5	0-0	3-4	0-3-3	2	1	0	0	7
TCU*	26	2-2	0-0	4-6	0-4-4	0	2	0	0	8
UNC*	21	1-2	0-0	0-0	0-3-3	1	0	0	1	2
NC A&T*	11	0-3	0-0	0-0	0-1-1	2	1	0	1	0
Tenn. Tech*	27	0-2	0-0	0-0	0-3-3	5	2	0	0	0
Miami*	19	1-2	0-0	1-1	0-1-1	3	2	0	1	3
Southern Illinois*	25	2-3	0-0	4-6	0-1-1	2	6	0	3	8
Northern Iowa*	8	0-1	0-0	0-0	0-2-2	1	0	0	0	0
Wichita State*	21	1-2	0-0	0-0	1-0-1	1	0	0	0	2
Illinois State*	27	1-4	0-0	1-2	0-1-1	8	2	0	5	3
Indiana State*	36	4-5	0-0	4-4	3-7-10	7	2	0	1	12
Drake*	25	1-3	0-0	5-6	1-1-2	1	0	0	2	7
Missouri State*	35	5-7	0-0	4-4	3-11-14	4	1	0	3	14
Bradley*	26	0-2	0-0	1-2	3-7-10	8	3	0	3	1
Illinois State*	32	4-7	0-0	3-3	6-3-9	3	2	0	2	11
Wichita State*	31	2-4	0-0	0-0	1-4-5	4	1	0	0	4
Indiana State*	45	4-8	0-0	1-2	4-6-10	8	1	0	1	9
Bradley*	27	3-6	0-0	1-2	1-4-5	6	0	0	3	7
Southern Illinois*	26	2-4	0-0	0-0	1-4-5	2	5	0	3	4
Creighton*	28	1-3	0-0	0-0	2-3-5	3	2	1	1	2
Drake*	23	2-4	0-0	0-0	1-2-3	5	4	0	2	4
Northern Iowa*	32	3-6	0-0	0-2	3-4-7	3	3	0	0	6
Western Illinois*	20	0-0	0-0	2-2	0-2-2	1	2	0	1	2
Creighton*	35	3-6	0-0	3-3	1-5-6	4	0	0	1	9
Missouri State*	37	4-6	0-0	4-5	2-3-5	3	2	0	5	12
Missouri State*	38	1-6	0-0	5-6	4-9-13	5	2	0	1	7
Creighton*	30	4-5	0-0	0-0	0-3-3	5	1	0	2	8

\*Starter & Exhibition



**Jaylon MOORE** **10**

Freshman Forward/Center  
6-7 • 230  
Olive Branch, Miss.  
Olive Branch

### CAREER AND SEASON HIGHS

#### Career

Points: \_\_\_\_\_ 6 (at Bradley, 2/1/12)  
FG: \_\_\_\_\_ 3 (at Bradley, 2/1/12)  
FGA: \_\_\_\_\_ 3 (Twice, last vs. Creighton, 3/3/12)  
3-Pt FG: \_\_\_\_\_  
3-Pt FGA: \_\_\_\_\_  
FT: \_\_\_\_\_ 2 (at Illinois State, 1/7/12)  
FTA: \_\_\_\_\_ 4 (at Illinois State, 1/7/12)  
Rebounds: \_\_\_\_\_ 4 (Twice, last at Creighton, 2/21/12)  
Assists: \_\_\_\_\_ 1 (vs. Oakland City, 11/19/11)  
Steals: \_\_\_\_\_ 1 (3x, last at Creighton, 2/21/12)  
Blocked Shots: \_\_\_\_\_ 1 (vs. Creighton, 3/3/12)  
Minutes Played: \_\_\_\_\_ 21 (at Creighton, 2/21/12)

#### Season

Points: \_\_\_\_\_ 6 (at Bradley, 2/1/12)  
FG: \_\_\_\_\_ 3 (at Bradley, 2/1/12)  
FGA: \_\_\_\_\_ 3 (Twice, last vs. Creighton, 3/3/12)  
3-Pt FG: \_\_\_\_\_  
3-Pt FGA: \_\_\_\_\_  
FT: \_\_\_\_\_ 2 (at Illinois State, 1/7/12)  
FTA: \_\_\_\_\_ 4 (at Illinois State, 1/7/12)  
Rebounds: \_\_\_\_\_ 4 (Twice, last at Creighton, 2/21/12)  
Assists: \_\_\_\_\_ 1 (vs. Oakland City, 11/19/11)  
Steals: \_\_\_\_\_ 1 (3x, last at Creighton, 2/21/12)  
Blocked Shots: \_\_\_\_\_ 1 (vs. Creighton, 3/3/12)  
Minutes Played: \_\_\_\_\_ 21 (at Creighton, 2/21/12)

### 2011-12 GAME-BY-GAME

Opponent	MP	FG	3FG	FT	O-D-R	A	TO	Bl	St	Pts
DePauw &	7	2-2	0-0	0-0	0-1-1	0	0	1	0	4
UIS &	2	0-1	0-0	0-0	1-1-2	0	0	0	0	0
Butler	Did not play									
Indiana	3	0-0	0-0	0-0	0-0-0	0	0	0	0	0
Oakland City	4	0-1	0-0	0-0	0-0-0	1	0	0	0	0
UIC	Did not play									
Alabama State	Did not play									
TCU	Did not play									
UNC	13	1-1	0-0	0-1	1-2-3	0	0	0	0	2
NC A&T*	2	0-0	0-0	0-0	0-0-0	0	0	0	0	0
Tenn. Tech	8	1-1	0-0	0-0	1-1-2	0	0	0	0	2
Miami	3	0-0	0-0	0-0	0-0-0	0	0	0	0	0
Southern Illinois	9	2-2	0-0	1-2	2-0-2	0	0	0	0	5
Northern Iowa	4	0-0	0-0	1-2	1-0-1	0	1	0	0	1
Wichita State	5	0-0	0-0	1-2	0-1-1	0	1	0	0	1
Illinois State	7	0-0	0-0	2-4	0-1-1	0	0	0	1	2
Indiana State	1	0-0	0-0	0-0	0-0-0	0	1	0	0	0
Drake	1	0-0	0-0	0-0	0-0-0	0	0	0	0	0
Missouri State	Did not play									
Bradley	7	0-0	0-0	0-0	0-2-2	0	1	0	0	0
Illinois State	Did not play									
Wichita State	Did not play									
Indiana State	Did not play									
Bradley	6	3-3	0-0	0-0	2-2-4	0	0	0	0	6
Southern Illinois	1	0-0	0-0	0-0	0-0-0	0	0	0	0	0
Creighton	4	0-0	0-0	0-0	0-0-0	0	0	0	0	0
Drake	5	0-0	0-0	0-0	0-0-0	0	0	0	0	0
Northern Iowa	Did not play									
Western Illinois	6	0-0	0-0	0-2	0-0-0	0	0	0	1	0
Creighton	21	1-1	0-0	1-2	2-2-4	0	0	0	1	3
Missouri State	Did not play									
Missouri State	3	0-0	0-0	0-0	0-0-0	0	0	0	0	0
Creighton	15	2-3	0-0	0-0	1-2-3	0	1	1	0	4

\*Starter & Exhibition



# 2011-12 PURPLE ACES GAME NOTES



**Colt  
RYAN**      **11**

Junior  
Guard  
6-5 • 210  
Batesville, Ind.  
Batesville



**Jordan  
JAHR**      **13**

Sophomore  
Guard/Forward  
6-6 • 205  
Austin, Texas  
Lake Travis

## CAREER AND SEASON HIGHS

### Career

Points: \_\_\_\_\_ 43 (at Creighton, 2/21/12)  
FG: \_\_\_\_\_ 17 (at Creighton, 2/21/12)  
FGA: \_\_\_\_\_ 24 (at Creighton, 2/21/12)  
3-Pt FG: \_\_\_\_\_ 8 (vs. Bradley, 1/18/12)  
3-Pt FGA: \_\_\_\_\_ 14 (vs. Bradley, 1/18/12)  
FT: \_\_\_\_\_ 19 (vs. Norfolk State, 12/23/10)  
FTA: \_\_\_\_\_ 23 (vs. Norfolk State, 12/23/10)  
Rebounds: \_\_\_\_\_ 9 (Twice, last vs. Bradley, 1/18/12)  
Assists: \_\_\_\_\_ 9 (at Bradley, 2/1/12)  
Steals: \_\_\_\_\_ 5 (3x, last at Creighton, 2/21/12)  
Blocked Shots: \_\_\_\_\_ 2 (at UIC, 11/23/11)  
Minutes Played: \_\_\_\_\_ 47 (Twice, last vs. Indiana State, 1/29/12)

### Season

Points: \_\_\_\_\_ 43 (at Creighton, 2/21/12)  
FG: \_\_\_\_\_ 17 (at Creighton, 2/21/12)  
FGA: \_\_\_\_\_ 24 (at Creighton, 2/21/12)  
3-Pt FG: \_\_\_\_\_ 8 (vs. Bradley, 1/18/12)  
3-Pt FGA: \_\_\_\_\_ 14 (vs. Bradley, 1/18/12)  
FT: \_\_\_\_\_ 14 (3x, last at UNI, 1/1/12)  
FTA: \_\_\_\_\_ 18 (vs. Butler, 11/12/11)  
Rebounds: \_\_\_\_\_ 9 (vs. Bradley, 1/18/12)  
Assists: \_\_\_\_\_ 9 (at Bradley, 2/1/12)  
Steals: \_\_\_\_\_ 5 (Twice, last at Creighton, 2/21/12)  
Blocked Shots: \_\_\_\_\_ 2 (at UIC, 11/23/11)  
Minutes Played: \_\_\_\_\_ 47 (vs. Indiana State, 1/29/12)

## 2011-12 GAME-BY-GAME

Opponent	MP	FG	3FG	FT	O-D-R	A	TO	Bl	St	Pts
DePauw &	30	5-8	1-3	1-2	0-3-3	6	5	1	2	12
UIS &	22	3-7	0-1	0-0	0-0-0	0	1	0	5	6
Butler*	42	4-15	1-3	14-18	2-5-7	3	4	0	5	23
Indiana*	33	4-10	3-4	6-9	1-4-5	1	2	1	0	17
Oakland City*	31	7-14	0-3	1-2	0-1-1	3	2	0	4	15
UIC*	39	7-13	2-3	2-5	2-4-6	6	2	2	1	18
Alabama State*	34	4-11	2-6	4-4	0-4-4	2	3	0	2	14
TCU*	42	7-17	3-8	14-16	0-8-8	1	2	0	2	31
UNC*	32	1-11	1-5	6-7	0-4-4	2	3	0	0	9
NC A&T*	38	7-12	5-7	10-10	1-5-6	4	1	0	3	29
Tenn. Tech*	32	7-13	2-6	6-6	1-6-7	0	3	1	0	22
Miami*	40	2-3	1-2	5-6	0-3-3	4	2	0	0	10
Southern Illinois*	35	6-14	3-5	10-11	0-4-4	2	4	1	2	25
Northern Iowa*	40	6-15	3-7	14-14	0-7-7	5	4	0	3	29
Wichita State*	39	10-18	5-8	6-7	1-4-5	5	1	0	2	31
Illinois State*	38	10-15	1-4	4-4	0-4-4	2	4	1	1	25
Indiana State*	36	5-16	2-4	5-6	1-0-1	4	3	0	3	17
Drake*	22	2-6	0-1	2-4	0-1-1	0	2	1	0	6
Missouri State*	37	7-17	2-7	6-6	0-1-1	6	1	0	1	22
Bradley*	38	12-21	8-14	7-8	1-8-9	3	3	0	2	39
Illinois State*	36	6-23	2-7	6-8	1-4-5	2	1	0	2	20
Wichita State*	39	6-18	3-7	2-2	1-2-3	0	3	0	1	17
Indiana State*	47	6-20	1-5	10-10	0-4-4	4	4	0	2	23
Bradley*	35	9-15	2-4	4-4	0-1-1	9	2	0	5	24
Southern Illinois*	33	4-11	2-5	3-4	1-4-5	3	3	0	0	13
Creighton*	40	3-12	0-2	8-9	0-3-3	3	2	0	1	14
Drake*	31	2-8	1-3	2-2	0-0-0	1	3	0	3	7
Northern Iowa*	38	8-15	4-8	0-0	0-2-2	7	3	0	3	20
Western Illinois*	35	6-16	3-7	5-6	0-6-6	8	0	0	4	20
Creighton*	41	17-24	4-8	5-8	0-6-6	4	2	0	5	43
Missouri State*	29	4-10	2-4	2-3	0-5-5	3	2	0	1	12
Missouri State*	33	6-13	2-5	5-6	0-3-3	2	4	0	1	19
Creighton*	36	3-12	0-2	7-9	0-1-1	2	1	0	0	13

\*Starter      & Exhibition

## CAREER AND SEASON HIGHS

### Career

Points: \_\_\_\_\_ 16 (at Indiana State, 1/26/11)  
FG: \_\_\_\_\_ 5 (3x, last vs. Butler, 11/12/11)  
FGA: \_\_\_\_\_ 14 (at UNC, 12/6/11)  
3-Pt FG: \_\_\_\_\_ 3 (Twice, last vs. Butler, 11/12/11)  
3-Pt FGA: \_\_\_\_\_ 5 (vs. Butler, 11/12/11)  
FT: \_\_\_\_\_ 4 (Twice, last vs. Middle Tennessee State, 12/18/10)  
FTA: \_\_\_\_\_ 5 (at Indiana State, 1/26/11)  
Rebounds: \_\_\_\_\_ 14 (at Indiana State, 1/26/11)  
Assists: \_\_\_\_\_ 2 (vs. Hofstra, 3/15/11)  
Steals: \_\_\_\_\_ 1 (Twice, last vs. Oakland City, 11/19/11)  
Blocked Shots: \_\_\_\_\_ 2 (vs. Indiana State, 3/4/11)  
Minutes Played: \_\_\_\_\_ 28 (vs. Butler, 11/12/11)

### Season

Points: \_\_\_\_\_ 15 (vs. Butler, 11/12/11)  
FG: \_\_\_\_\_ 5 (vs. Butler, 11/12/11)  
FGA: \_\_\_\_\_ 14 (at UNC, 12/6/11)  
3-Pt FG: \_\_\_\_\_ 3 (vs. Butler, 11/12/11)  
3-Pt FGA: \_\_\_\_\_ 5 (vs. Butler, 11/12/11)  
FT: \_\_\_\_\_ 2 (3x, last vs. NC A&T, 12/10/11)  
FTA: \_\_\_\_\_ 4 (at UIC, 11/23/11)  
Rebounds: \_\_\_\_\_ 5 (vs. NC A&T, 12/10/11)  
Assists: \_\_\_\_\_ 1 (vs. Oakland City, 11/19/11)  
Steals: \_\_\_\_\_ 1 (3x, last vs. NC A&T, 12/10/11)  
Blocked Shots: \_\_\_\_\_ 1 (Twice, last vs. NC A&T, 12/10/11)  
Minutes Played: \_\_\_\_\_ 28 (vs. Butler, 11/12/11)

## 2011-12 GAME-BY-GAME

Opponent	MP	FG	3FG	FT	O-D-R	A	TO	Bl	St	Pts
DePauw &	20	3-7	1-3	4-4	3-4-7	2	0	1	0	11
UIS &	9	1-2	0-0	0-0	0-1-1	0	4	0	0	2
Butler	28	5-7	3-5	2-2	1-2-3	0	1	1	0	15
Indiana	13	2-5	0-1	0-0	1-3-4	0	1	0	0	4
Oakland City	22	2-6	1-2	0-1	1-1-2	1	2	0	1	5
UIC	16	4-7	2-4	2-4	1-1-2	0	0	0	1	12
Alabama State	9	0-2	0-2	0-1	0-0-0	1	0	0	0	0
TCU	7	0-1	0-1	0-0	0-1-1	0	3	0	0	0
UNC	20	1-14	0-5	0-0	4-0-4	0	2	0	0	2
NC A&T	16	2-5	2-2	2-2	1-4-5	0	4	1	1	8
Tenn. Tech	Did not play									

OUT FOR SEASON WITH BROKEN FOOT

\*Starter      & Exhibition



# 2011-12 PURPLE ACES GAME NOTES



**Andy CHINN** **14**

Junior  
Guard  
6-0 • 165  
Tell City, Ind.  
Tell City

### CAREER AND SEASON HIGHS

#### Career

Points: \_\_\_\_\_ 2 (vs. Western Illinois, 2/18/12)  
 FG: \_\_\_\_\_ 1 (vs. Western Illinois, 2/18/12)  
 FGA: \_\_\_\_\_ 1 (3x, last vs. Western Illinois, 2/18/12)  
 3-Pt FG: \_\_\_\_\_ N/A  
 3-Pt FGA: \_\_\_\_\_ 1 (at UNC, 12/6/11)  
 FT: \_\_\_\_\_ N/A  
 FTA: \_\_\_\_\_ N/A  
 Rebounds: \_\_\_\_\_ 1 (vs. Western Illinois, 2/18/12)  
 Assists: \_\_\_\_\_ 1 (vs. Oakland City, 11/13/10)  
 Steals: \_\_\_\_\_ 1 (vs. Oakland City, 11/13/10)  
 Blocked Shots: \_\_\_\_\_ N/A  
 Minutes Played: \_\_\_\_\_ 2 (Twice, last vs. Bradley, 1/18/12)

#### Season

Points: \_\_\_\_\_ 2 (vs. Western Illinois, 2/18/12)  
 FG: \_\_\_\_\_ 1 (vs. Western Illinois, 2/18/12)  
 FGA: \_\_\_\_\_ 1 (3x, last vs. Western Illinois, 2/18/12)  
 3-Pt FG: \_\_\_\_\_  
 3-Pt FGA: \_\_\_\_\_ 1 (at UNC, 12/6/11)  
 FT: \_\_\_\_\_  
 FTA: \_\_\_\_\_  
 Rebounds: \_\_\_\_\_ 1 (vs. Western Illinois, 2/18/12)  
 Assists: \_\_\_\_\_  
 Steals: \_\_\_\_\_  
 Blocked Shots: \_\_\_\_\_  
 Minutes Played: \_\_\_\_\_ 2 (vs. Bradley, 1/18/12)

### 2011-12 GAME-BY-GAME

Opponent	MP	FG	3FG	FT	O-D-R	A	TO	Bl	St	Pts
DePauw & UIS &	2	0-0	0-0	0-0	0-0-0	0	0	0	0	0
Butler	Did not play									
Indiana	Did not play									
Oakland City	1	0-0	0-0	0-0	0-0-0	0	0	0	0	0
UIC	Did not play									
Alabama State	Did not play									
TCU	Did not play									
UNC	1	0-1	0-1	0-0	0-0-0	0	1	0	0	0
NC A&T	Did not play									
Tenn. Tech	Did not play									
Miami	Did not play									
Southern Illinois	Did not play									
Northern Iowa	Did not play									
Wichita State	Did not play									
Illinois State	Did not play									
Indiana State	Did not play									
Drake	Did not play									
Missouri State	Did not play									
Bradley	2	0-0	0-0	0-0	0-0-0	0	0	0	0	0
Illinois State	Did not play									
Wichita State	Did not play									
Indiana State	Did not play									
Bradley	1	0-1	0-0	0-0	0-0-0	0	0	0	0	0
Southern Illinois	Did not play									
Creighton	Did not play									
Drake	Did not play									
Northern Iowa	Did not play									
Western Illinois	1	1-1	0-0	0-0	1-0-1	0	0	0	0	2
Creighton	Did not play									
Missouri State	Did not play									
Missouri State	Did not play									
Creighton	Did not play									

\*Starter & Exhibition



**Brandon WILLIAMS** **20**

Senior  
Guard  
6-0 • 170  
Charlotte, Tenn.  
Creek Wood

### CAREER AND SEASON HIGHS

#### Career

Points: \_\_\_\_\_ N/A  
 FG: \_\_\_\_\_ N/A  
 FGA: \_\_\_\_\_ 1 (Twice, last vs. Bradley, 1/18/12)  
 3-Pt FG: \_\_\_\_\_ N/A  
 3-Pt FGA: \_\_\_\_\_ N/A  
 FT: \_\_\_\_\_ N/A  
 FTA: \_\_\_\_\_ N/A  
 Rebounds: \_\_\_\_\_ 1 (vs. Bradley, 1/18/12)  
 Assists: \_\_\_\_\_ N/A  
 Steals: \_\_\_\_\_ N/A  
 Blocked Shots: \_\_\_\_\_ N/A  
 Minutes Played: \_\_\_\_\_ 2 (vs. Bradley, 1/18/12)

#### Season

Points: \_\_\_\_\_  
 FG: \_\_\_\_\_  
 FGA: \_\_\_\_\_ 1 (vs. Bradley, 1/18/12)  
 3-Pt FG: \_\_\_\_\_  
 3-Pt FGA: \_\_\_\_\_  
 FT: \_\_\_\_\_  
 FTA: \_\_\_\_\_  
 Rebounds: \_\_\_\_\_ 1 (vs. Bradley, 1/18/12)  
 Assists: \_\_\_\_\_  
 Steals: \_\_\_\_\_  
 Blocked Shots: \_\_\_\_\_  
 Minutes Played: \_\_\_\_\_ 2 (vs. Bradley, 1/18/12)

### 2011-12 GAME-BY-GAME

Opponent	MP	FG	3FG	FT	O-D-R	A	TO	Bl	St	Pts
DePauw & UIS &	1	0-0	0-0	0-0	0-0-0	0	1	0	0	0
Butler	Did not play									
Indiana	Did not play									
Oakland City	1	0-0	0-0	0-0	0-0-0	0	0	0	0	0
UIC	Did not play									
Alabama State	Did not play									
TCU	Did not play									
UNC	1	0-0	0-0	0-0	0-0-0	0	0	0	0	0
NC A&T	Did not play									
Tenn. Tech	Did not play									
Miami	Did not play									
Southern Illinois	Did not play									
Northern Iowa	Did not play									
Wichita State	Did not play									
Illinois State	Did not play									
Indiana State	Did not play									
Drake	Did not play									
Missouri State	Did not play									
Bradley	2	0-1	0-0	0-0	0-1-1	0	1	0	0	0
Illinois State	Did not play									
Wichita State	Did not play									
Indiana State	Did not play									
Bradley	1	0-0	0-0	0-0	0-0-0	0	0	0	0	0
Southern Illinois	Did not play									
Creighton	Did not play									
Drake	Did not play									
Northern Iowa	Did not play									
Western Illinois	1	0-0	0-0	0-0	0-0-0	0	0	0	0	0
Creighton	Did not play									
Missouri State	Did not play									
Missouri State	Did not play									
Creighton	Did not play									

\*Starter & Exhibition





# 2011-12 PURPLE ACES GAME NOTES



**Ned  
COX** **22**

Junior  
Guard  
6-1 • 185  
San Antonio, Texas  
Judson

### CAREER AND SEASON HIGHS

#### Career

Points: \_\_\_\_\_ 24 (at UIC, 11/23/11)  
FG: \_\_\_\_\_ 9 (at UIC, 11/23/11)  
FGA: \_\_\_\_\_ 15 (vs. Missouri State, 2/25/12)  
3-Pt FG: \_\_\_\_\_ 4 (4x, last at Indiana State, 1/10/12)  
3-Pt FGA: \_\_\_\_\_ 7 (Twice, last at Drake, 2/27/10)  
FT: \_\_\_\_\_ 7 (vs. Missouri State, 2/25/12)  
FTA: \_\_\_\_\_ 8 (vs. Missouri State, 2/25/12)  
Rebounds: \_\_\_\_\_ 5 (at Miami (OH), 12/20/11)  
Assists: \_\_\_\_\_ 8 (vs. Bradley, 1/18/12)  
Steals: \_\_\_\_\_ 2 (5x, last vs. Alabama State, 11/29/11)  
Blocked Shots: \_\_\_\_\_ 1 (5x, last vs. Northern Iowa, 2/15/12)  
Minutes Played: \_\_\_\_\_ 39 (Twice, last vs. Missouri State, 2/25/12)

#### Season

Points: \_\_\_\_\_ 24 (at UIC, 11/23/11)  
FG: \_\_\_\_\_ 9 (at UIC, 11/23/11)  
FGA: \_\_\_\_\_ 15 (vs. Missouri State, 2/25/12)  
3-Pt FG: \_\_\_\_\_ 4 (Twice, last vs. Illinois State, 1/21/12)  
3-Pt FGA: \_\_\_\_\_ 6 (Twice, last vs. Missouri State, 2/25/12)  
FT: \_\_\_\_\_ 7 (vs. Missouri State, 2/25/12)  
FTA: \_\_\_\_\_ 8 (vs. Missouri State, 2/25/12)  
Rebounds: \_\_\_\_\_ 5 (at Miami (OH), 12/20/11)  
Assists: \_\_\_\_\_ 8 (vs. Bradley, 1/18/12)  
Steals: \_\_\_\_\_ 2 (3x, last vs. Alabama State, 11/29/11)  
Blocked Shots: \_\_\_\_\_ 1 (3x, last vs. Northern Iowa, 2/15/12)  
Minutes Played: \_\_\_\_\_ 39 (vs. Missouri State, 2/25/12)

### 2011-12 GAME-BY-GAME

Opponent	MP	FG	3FG	FT	O-D-R	A	TO	Bl	St	Pts
DePauw & UIS &	19	6-11	0-2	1-2	0-1-1	0	3	0	2	13
Butler	20	2-7	0-1	7-8	1-1-2	1	1	0	0	11
Indiana	36	1-8	0-3	1-2	0-2-2	3	0	0	1	3
Oakland City*	22	2-9	0-2	0-0	1-1-2	2	2	0	0	4
UIC	30	7-12	1-2	1-1	1-0-1	3	0	0	2	16
Alabama State	28	9-13	1-2	5-6	0-0-0	3	4	0	2	24
TCU	24	3-5	2-3	2-2	0-1-1	4	2	0	2	10
UNC	28	2-9	0-2	2-3	1-0-1	2	0	0	1	6
NC A&T	20	3-9	0-1	1-2	0-2-2	2	2	0	0	7
Tenn. Tech	22	5-6	2-2	0-0	0-0-0	4	1	0	0	12
Miami	18	2-3	0-1	2-2	0-0-0	2	1	0	0	6
Southern Illinois	30	4-8	2-3	4-4	0-5-3	3	0	1	1	14
Northern Iowa	23	2-6	0-1	4-4	2-2-4	2	2	0	0	8
Wichita State	25	3-6	0-1	1-2	0-1-1	1	1	0	0	7
Illinois State	24	1-6	0-2	1-1	0-1-1	5	1	0	0	3
Indiana State	13	2-3	0-0	0-0	0-1-1	1	1	0	0	4
Drake	29	7-14	4-4	4-4	0-1-1	2	2	0	1	22
Missouri State	31	4-11	2-5	0-0	0-1-1	4	0	1	1	10
Bradley	34	2-10	0-3	0-0	1-1-2	3	0	0	0	4
Illinois State	26	6-11	2-4	2-2	0-1-1	8	0	0	0	16
Wichita State	27	6-8	4-6	0-0	1-3-4	5	1	0	0	16
Indiana State	18	2-7	0-1	3-3	2-1-3	1	3	0	0	7
Bradley	19	3-6	1-4	0-0	0-1-1	0	3	0	0	7
Southern Illinois	20	5-8	0-0	0-0	0-2-2	3	3	0	0	10
Creighton	25	3-9	1-3	0-0	1-1-2	1	1	0	0	8
Drake	23	4-8	0-2	0-0	0-1-1	3	1	0	0	7
Northern Iowa	23	0-6	0-2	2-2	0-2-2	4	1	0	0	2
Western Illinois	21	2-11	1-5	0-0	1-1-2	4	2	1	1	5
Creighton	31	3-10	3-5	0-0	0-1-1	2	1	0	0	9
Missouri State*	17	2-5	0-0	2-2	0-1-1	5	2	0	0	6
Missouri State*	39	4-15	2-6	7-8	0-2-2	6	1	0	1	17
Creighton	11	1-3	1-2	0-0	0-0-0	0	0	0	0	3
Creighton	18	2-5	0-2	1-1	0-2-2	3	1	0	1	5

\*Starter & Exhibition



**Rokas  
CESNULEVICIUS** **25**

Freshman  
Forward/Center  
6-8 • 215  
Alytaus, Lithuania  
Hawaii Preparatory Academy

### CAREER AND SEASON HIGHS

#### Career

Points: \_\_\_\_\_ 7 (at Wichita State, 1/25/12)  
FG: \_\_\_\_\_ 3 (at Wichita State, 1/25/12)  
FGA: \_\_\_\_\_ 3 (4x, last vs. Indiana State, 1/29/12)  
3-Pt FG: \_\_\_\_\_  
3-Pt FGA: \_\_\_\_\_  
FT: \_\_\_\_\_ 2 (Twice, last at Missouri State, 1/15/12)  
FTA: \_\_\_\_\_ 4 (3x, last at Wichita State, 1/25/12)  
Rebounds: \_\_\_\_\_ 5 (Twice, last at Illinois State, 1/7/12)  
Assists: \_\_\_\_\_ 2 (Twice, last at SIU, 2/4/12)  
Steals: \_\_\_\_\_ 1 (4x, last at Wichita State, 1/25/12)  
Blocked Shots: \_\_\_\_\_ 1 (5x, last vs. Creighton, 3/3/12)  
Minutes Played: \_\_\_\_\_ 18 (at Missouri State, 1/15/12)

#### Season

Points: \_\_\_\_\_ 7 (at Wichita State, 1/25/12)  
FG: \_\_\_\_\_ 3 (at Wichita State, 1/25/12)  
FGA: \_\_\_\_\_ 3 (4x, last vs. Indiana State, 1/29/12)  
3-Pt FG: \_\_\_\_\_  
3-Pt FGA: \_\_\_\_\_  
FT: \_\_\_\_\_ 2 (Twice, last at Missouri State, 1/15/12)  
FTA: \_\_\_\_\_ 4 (3x, last at Wichita State, 1/25/12)  
Rebounds: \_\_\_\_\_ 5 (Twice, last at Illinois State, 1/7/12)  
Assists: \_\_\_\_\_ 2 (Twice, last at SIU, 2/4/12)  
Steals: \_\_\_\_\_ 1 (4x, last at Wichita State, 1/25/12)  
Blocked Shots: \_\_\_\_\_ 1 (5x, last vs. Creighton, 3/3/12)  
Minutes Played: \_\_\_\_\_ 18 (at Missouri State, 1/15/12)

### 2011-12 GAME-BY-GAME

Opponent	MP	FG	3FG	FT	O-D-R	A	TO	Bl	St	Pts
DePauw & UIS &	8	0-0	0-0	1-4	2-2-4	0	0	0	1	1
Butler	6	0-2	0-1	1-4	1-1-2	0	0	0	0	0
Indiana	2	0-0	0-0	0-0	0-0-0	0	0	0	0	0
Oakland City*	13	1-2	0-0	2-4	3-2-5	1	1	1	0	4
UIC	10	1-1	0-0	0-0	1-0-1	1	1	0	0	2
Alabama State	8	0-0	0-0	0-0	0-3-3	0	2	0	0	0
TCU	4	0-1	0-0	0-0	0-0-0	0	0	0	0	0
UNC	1	0-0	0-0	0-0	0-0-0	0	0	0	0	0
NC A&T	9	0-0	0-0	0-0	0-0-0	0	0	0	0	0
Tenn. Tech	Did not play									
Miami	12	2-3	0-0	0-1	1-2-3	0	0	0	1	4
Southern Illinois	Did not play									
Northern Iowa	4	0-0	0-0	0-0	0-1-1	0	0	0	0	0
Wichita State	10	0-0	0-0	0-0	1-0-1	2	1	0	0	0
Illinois State	10	0-1	0-0	0-0	2-3-5	0	1	0	0	0
Indiana State	6	0-0	0-0	0-0	1-0-1	0	0	0	0	0
Drake	1	0-0	0-0	0-0	0-0-0	0	0	0	0	0
Missouri State	18	0-0	0-0	2-4	1-1-2	0	1	0	1	2
Bradley	13	0-3	0-0	1-2	3-0-3	1	0	1	0	1
Illinois State	8	0-0	0-0	0-0	0-2-2	0	0	0	1	0
Wichita State	15	3-3	0-0	1-4	1-0-1	0	1	1	1	7
Indiana State	7	2-3	0-0	0-0	2-1-3	0	0	0	0	4
Bradley	3	0-0	0-0	0-0	0-0-0	0	0	0	0	0
Southern Illinois	8	0-0	0-0	0-0	0-1-1	2	0	0	0	0
Creighton	4	0-0	0-0	1-2	0-0-0	0	0	0	0	1
Drake	1	0-1	0-0	0-0	0-0-0	0	0	0	0	0
Northern Iowa	Did not play									
Western Illinois	1	0-0	0-0	0-0	0-0-0	0	0	0	0	0
Creighton	11	0-0	0-0	0-0	0-1-1	0	0	1	0	0
Missouri State	Did not play									
Missouri State	Did not play									
Creighton	7	0-0	0-0	0-0	0-0-0	0	0	1	0	0

\*Starter & Exhibition





# 2011-12 PURPLE ACES GAME NOTES



**Kenneth HARRIS** **32**

Senior  
Forward/Guard  
6-6 • 185  
St. Louis, Mo.  
Gateway Tech

### CAREER AND SEASON HIGHS

#### Career

Points: \_\_\_\_\_ 23 (vs. Tennessee Tech, 12/17/11)  
FG: \_\_\_\_\_ 7 (Twice, last vs. Indiana State, 1/1/11)  
FGA: \_\_\_\_\_ 17 (vs. Indiana State, 1/1/11)  
3-Pt FG: \_\_\_\_\_ 2 (Twice, last vs. Wichita State, 1/4/12)  
3-Pt FGA: \_\_\_\_\_ 4 (Twice, last vs. North Carolina, 12/8/10)  
FT: \_\_\_\_\_ 13 (vs. Tennessee Tech, 12/17/11)  
FTA: \_\_\_\_\_ 14 (vs. Tennessee Tech, 12/17/11)  
Rebounds: \_\_\_\_\_ 13 (Twice, last vs. Drake, 1/12/11)  
Assists: \_\_\_\_\_ 7 (vs. NC A&T, 12/10/11)  
Steals: \_\_\_\_\_ 5 (vs. Wichita State, 1/4/12)  
Blocked Shots: \_\_\_\_\_ 4 (at Indiana, 11/21/10)  
Minutes Played: \_\_\_\_\_ 40 (vs. Indiana State, 1/29/12)

#### Season

Points: \_\_\_\_\_ 23 (vs. Tennessee Tech, 12/17/11)  
FG: \_\_\_\_\_ 6 (5x, last vs. Creighton, 3/3/12)  
FGA: \_\_\_\_\_ 13 (vs. Wichita State, 1/4/12)  
3-Pt FG: \_\_\_\_\_ 2 (vs. Wichita State, 1/4/12)  
3-Pt FGA: \_\_\_\_\_ 3 (Twice, last at Indiana State, 1/10/12)  
FT: \_\_\_\_\_ 13 (vs. Tennessee Tech, 12/17/11)  
FTA: \_\_\_\_\_ 14 (vs. Tennessee Tech, 12/17/11)  
Rebounds: \_\_\_\_\_ 11 (vs. Alabama State, 11/29/11)  
Assists: \_\_\_\_\_ 7 (vs. NC A&T, 12/10/11)  
Steals: \_\_\_\_\_ 5 (vs. Wichita State, 1/4/12)  
Blocked Shots: \_\_\_\_\_ 3 (vs. Alabama State, 11/29/11)  
Minutes Played: \_\_\_\_\_ 40 (vs. Indiana State, 1/29/12)

### 2011-12 GAME-BY-GAME

Opponent	MP	FG	3FG	FT	O-D-R	A	TO	Bl	St	Pts
DePauw & UIS &	18	5-6	0-0	3-4	1-1-2	3	1	0	2	13
Butler*	23	5-10	0-0	7-13	3-7-10	3	0	1	1	17
Indiana*	28	2-4	1-1	5-8	0-3-3	0	1	0	1	10
Oakland City*	24	5-10	1-1	6-7	0-4-4	0	2	1	2	17
UIC*	21	4-8	0-1	5-9	3-4-7	1	2	0	2	13
Alabama State*	28	6-7	0-1	5-9	1-5-6	1	1	1	1	17
TCU*	34	6-9	0-0	4-9	3-8-11	3	4	3	2	16
UNC*	37	1-6	0-1	4-6	2-3-5	0	2	0	0	5
NC A&T*	9	0-3	0-2	0-0	0-2-2	1	1	0	0	0
Tenn. Tech*	30	1-5	0-0	11-11	0-1-1	7	1	1	2	13
Miami*	34	5-10	0-2	13-14	5-5-10	1	5	2	0	23
Southern Illinois*	19	4-5	1-1	3-5	0-2-2	0	3	0	1	12
Northern Iowa*	32	4-11	0-0	3-8	4-4-8	1	2	1	3	11
Wichita State*	35	5-10	1-2	0-0	1-6-7	2	2	0	4	11
Illinois State*	34	6-13	2-3	1-2	3-2-5	2	0	1	5	15
Indiana State*	31	2-6	0-1	0-0	0-1-1	1	0	0	2	4
Drake*	39	3-11	1-3	7-9	3-2-5	4	2	0	3	14
Missouri State*	37	2-3	0-0	2-2	0-6-6	1	3	0	1	6
Bradley*	21	0-3	0-1	2-4	0-3-3	0	0	0	1	2
Illinois State*	17	5-10	0-0	1-3	2-0-2	1	4	0	3	11
Wichita State*	30	4-7	1-2	5-5	1-2-3	3	2	1	1	14
Indiana State*	34	5-9	1-1	7-8	1-3-4	4	1	2	2	18
Bradley*	40	4-7	0-0	11-11	2-2-4	2	0	0	1	19
Southern Illinois*	11	1-2	0-0	0-1	0-0-0	1	2	0	2	2
Creighton*	24	2-5	0-0	6-8	2-2-4	2	3	0	1	10
Drake*	18	6-9	1-1	2-2	1-3-4	1	1	0	2	15
Northern Iowa*	27	5-11	0-0	2-2	1-5-6	0	3	0	1	12
Western Illinois*	27	1-4	0-1	1-2	0-1-1	1	2	0	1	3
Creighton*	28	4-7	0-0	0-0	2-2-4	1	1	0	2	8
Missouri State*	39	0-4	0-1	2-4	2-2-4	3	3	1	2	2
Missouri State*	29	1-5	0-1	9-10	0-4-4	0	4	0	1	11
Missouri State*	35	6-11	0-1	8-8	3-5-8	2	1	1	2	20
Creighton*	25	6-12	1-2	4-6	0-3-3	1	0	1	3	17

\*Starter & Exhibition



**Denver HOLMES** **34**

Senior  
Forward/Guard  
6-4 • 180  
Olathe, Kan.  
Olathe South

### CAREER AND SEASON HIGHS

#### Career

Points: \_\_\_\_\_ 25 (at Creighton, 2/21/12)  
FG: \_\_\_\_\_ 10 (at Bradley, 2/1/12)  
FGA: \_\_\_\_\_ 16 (at UNI, 1/1/10)  
3-Pt FG: \_\_\_\_\_ 4 (Twice, last at Creighton, 2/21/12)  
3-Pt FGA: \_\_\_\_\_ 8 (at UNC, 12/6/11)  
FT: \_\_\_\_\_ 9 (at Bradley, 1/23/10)  
FTA: \_\_\_\_\_ 9 (at Bradley, 1/23/10)  
Rebounds: \_\_\_\_\_ 8 (at Austin Peay, 12/22/09)  
Assists: \_\_\_\_\_ 11 (at Bradley, 2/1/12)  
Steals: \_\_\_\_\_ 3 (Twice, last vs. Wichita State, 2/9/10)  
Blocked Shots: \_\_\_\_\_ 2 (vs. UT Martin, 12/19/09)  
Minutes Played: \_\_\_\_\_ 40 (3x, last at Creighton, 2/21/12)

#### Season

Points: \_\_\_\_\_ 25 (at Creighton, 2/21/12)  
FG: \_\_\_\_\_ 10 (at Bradley, 2/1/12)  
FGA: \_\_\_\_\_ 14 (at Bradley, 2/1/12)  
3-Pt FG: \_\_\_\_\_ 4 (Twice, last at Creighton, 2/21/12)  
3-Pt FGA: \_\_\_\_\_ 8 (at UNC, 12/6/11)  
FT: \_\_\_\_\_ 7 (vs. Illinois State, 1/21/12)  
FTA: \_\_\_\_\_ 7 (Twice, last vs. Illinois State, 1/21/12)  
Rebounds: \_\_\_\_\_ 4 (vs. Alabama State, 11/29/11)  
Assists: \_\_\_\_\_ 11 (at Bradley, 2/1/12)  
Steals: \_\_\_\_\_ 2 (3x, last at UNI, 1/1/12)  
Blocked Shots: \_\_\_\_\_ 1 (3x, last vs. Creighton, 2/7/12)  
Minutes Played: \_\_\_\_\_ 40 (Twice, last at Creighton, 2/21/12)

### 2011-12 GAME-BY-GAME

Opponent	MP	FG	3FG	FT	O-D-R	A	TO	Bl	St	Pts
DePauw & UIS &	33	3-5	0-0	6-6	1-2-3	2	1	0	1	12
Butler*	30	1-1	0-0	7-8	0-1-1	4	1	0	2	9
Indiana*	40-	4-6	1-1	6-7	0-3-3	3	4	0	2	15
Oakland City	33	5-8	2-4	1-2	0-1-1	3	1	1	1	13
Oakland City	Did not play									
UIC*	23	0-5	0-1	0-0	0-1-1	5	3	0	1	0
Alabama State*	28	3-6	1-2	0-0	0-4-4	1	1	0	1	7
TCU*	34	2-8	0-3	4-4	0-0-0	8	3	0	0	8
UNC*	25	5-9	4-8	0-0	0-1-1	2	3	0	0	14
NC A&T*	29	4-7	2-5	0-0	0-1-1	4	1	1	1	10
Tenn. Tech*	28	3-8	1-5	2-4	0-2-2	1	3	0	2	9
Miami*	33	5-11	0-3	5-5	1-1-2	4	1	0	1	15
Southern Illinois*	30	4-6	1-3	2-5	0-0-0	3	3	0	1	11
Northern Iowa*	36	4-9	2-3	6-6	0-2-2	3	3	0	2	16
Wichita State*	34	3-8	1-2	0-0	0-2-2	2	0	0	0	7
Illinois State*	33	6-9	2-3	4-4	0-0-0	2	1	0	1	18
Indiana State*	15	2-4	0-0	2-2	1-1-2	0	2	0	0	6
Drake*	36	5-11	0-3	2-4	0-1-1	6	3	0	3	12
Missouri State*	25	5-9	2-4	4-4	0-0-0	3	2	0	1	16
Bradley*	16	1-2	0-0	0-0	0-0-0	5	1	0	1	2
Illinois State*	29	3-8	1-4	7-7	0-2-2	2	2	0	0	14
Wichita State*	29	2-7	1-4	3-3	1-1-2	5	0	0	0	8
Indiana State*	36	3-5	1-2	1-1	0-1-1	5	6	0	1	8
Bradley*	35	10-14	1-2	2-3	0-1-1	11	0	0	0	23
Southern Illinois*	32	4-7	1-3	0-0	0-1-1	3	2	0	1	9
Creighton*	34	1-6	0-1	2-2	0-0-0	3	1	1	0	4
Drake*	33	6-12	2-3	2-2	0-2-2	2	3	0	1	16
Northern Iowa*	33	6-7	2-2	0-0	0-1-1	3	1	0	1	14
Western Illinois*	34	5-10	1-1	4-4	0-3-3	3	1	0	1	15
Creighton*	40	8-9	4-5	5-6	1-2-3	7	3	0	0	25
Missouri State*	31	3-8	2-4	0-0	1-1-2	3	1	0	1	8
Missouri State*	37	3-8	0-3	5-7	0-0-0	4	3	0	0	11
Creighton*	34	4-11	3-4	0-0	0-0-0	2	0	0	0	11

\*Starter & Exhibition





# 2011-12 PURPLE ACES GAME NOTES



**Official Basketball Box Score -- Game Totals -- Final Statistics**  
**ALSTM vs UE**  
 11/29/11 7:35 p.m. at Ford Center, Evansville, Ind.

**ALSTM 55 • 0-5**

#	Player	Total			3-Ptr			Rebounds			PF	TP	A	T	Blk	Stl	Min
		FG-FGA	FG-FGA	FT-FTA	FG-FGA	FG-FGA	FT-FTA	Off	Def	Tot							
05	WHITE, Ivory	f	6-12	4-9	0-0	1	8	9	3	16	3	1	0	0	0	28	
12	JOHNSON, Eugene	f	0-0	0-0	0-0	1	1	2	3	0	0	1	1	0	0	7	
04	MIDDLEBROOKS, Jeff	g	0-6	0-5	0-0	2	1	3	4	0	9	4	0	4	39		
20	WASHINGTON, Kenderek	g	2-7	0-1	3-4	4	3	7	4	7	0	2	0	0	24		
21	BUTLER, Tramaine	g	0-12	0-4	3-4	2	1	3	5	3	2	2	0	0	27		
02	PAGE, Luther	g	5-6	0-0	2-5	3	3	6	2	12	1	3	1	0	29		
10	WATTS, Ryan	g	2-5	1-4	0-0	0	1	1	1	5	1	1	0	1	11		
15	JEFFERSON, Jonathan	g	2-5	1-4	0-0	0	0	0	1	5	0	1	0	1	9		
24	BROWN, Stephawn	g	3-4	1-1	0-0	1	3	4	2	7	1	1	0	1	26		
	Team					3	1	4									
	Totals		20-57	7-28	8-13	17	22	39	25	55	17	16	2	7	200		
	FG % 1st Half:	8-25	32.0%	2nd half:	12-32	37.5%	Game:	20-57	35.1%	Deadball							
	3FG % 1st Half:	3-13	23.1%	2nd half:	4-15	26.7%	Game:	7-28	25.0%	Rebounds							
	FT % 1st Half:	2-5	40.0%	2nd half:	6-8	75.0%	Game:	8-13	61.5%	1							

**UE 62 • 3-2**

#	Player	Total			3-Ptr			Rebounds			PF	TP	A	T	Blk	Stl	Min
		FG-FGA	FG-FGA	FT-FTA	FG-FGA	FG-FGA	FT-FTA	Off	Def	Tot							
03	Peeler, Matt	f	0-2	0-0	0-0	2	1	3	1	0	0	0	1	0	0	14	
32	Harris, Kenny	f	6-9	0-0	4-9	3	8	11	1	16	3	4	3	2	34		
34	Holmes, Denver	f	3-6	1-2	0-0	0	4	4	4	7	1	1	0	1	28		
05	Taylor, Troy	g	2-5	0-0	3-4	0	3	3	2	7	2	1	0	0	31		
11	Ryan, Colt	g	4-11	2-6	4-4	0	4	4	1	14	2	3	0	2	34		
00	Sawwell, Ryan	g	1-1	0-0	2-2	0	1	0	0	4	0	0	0	0	12		
04	Jones, Lewis	g	2-4	0-0	0-0	1	0	1	4	4	1	0	0	0	10		
13	Jahr, Jordan	g	0-2	0-2	0-1	0	0	0	3	0	1	0	0	0	9		
22	Cox, Ned	g	3-5	2-3	2-2	0	1	1	1	10	4	2	0	2	24		
25	Cesnulevisius, Rokas	g	0-1	0-0	0-0	0	0	0	0	0	0	0	0	0	4		
	Team					1	2	3									
	Totals		21-46	5-13	15-22	7	24	31	17	62	14	12	3	7	200		
	FG % 1st Half:	12-26	46.2%	2nd half:	9-20	45.0%	Game:	21-46	45.7%	Deadball							
	3FG % 1st Half:	3-9	33.3%	2nd half:	2-4	50.0%	Game:	5-13	38.5%	Rebounds							
	FT % 1st Half:	5-8	62.5%	2nd half:	10-14	71.4%	Game:	15-22	68.2%	3							

Officials: John Higgins, Gerry Pollard, Bo Boroski  
 Technical fouls: ALSTM-None. UE-None.  
 Attendance: 3462

Score by periods	1st	2nd	Total
ALSTM	21	34	55
UE	32	30	62

Last FG - ALSTM 2nd-00:56, UE 2nd-03:48.  
 Largest lead - ALSTM by 7 1st-11:26, UE by 15 2nd-11:08.

Score tied - 1 time.  
 Lead changed - 2 times.

**Official Basketball Box Score -- Game Totals -- Final Statistics**  
**TC vs UE**  
 12/3/11 7:05 p.m. at Ford Center, Evansville, Ind.

**TC 70 • 6-2**

#	Player	Total			3-Ptr			Rebounds			PF	TP	A	T	Blk	Stl	Min
		FG-FGA	FG-FGA	FT-FTA	FG-FGA	FG-FGA	FT-FTA	Off	Def	Tot							
04	FIELDS, Amric	f	4-6	0-0	4-6	2	1	3	3	12	1	1	0	0	0	28	
24	MCKINNEY, Adrick	f	3-6	0-0	3-4	5	9	14	3	9	1	7	1	1	27		
10	THORNS, Hank	g	8-18	3-8	2-4	1	0	1	4	21	5	5	0	1	41		
21	BUTLER, Nate	g	0-4	0-2	0-0	0	3	3	4	0	1	2	1	0	32		
23	CADOT, J.R.	g	6-7	1-1	0-0	3	7	10	4	13	1	1	2	3	39		
01	RAY, Jarvis	g	0-1	0-1	0-0	0	0	0	0	0	0	0	0	0	1		
02	CROSSLAND, Connell	g	1-1	1-1	0-0	0	1	1	2	3	1	1	0	0	9		
05	ANDERSON, Kylan	g	2-4	0-1	0-0	0	1	1	1	4	2	3	0	0	12		
33	GREEN, Garon	g	1-6	0-3	4-4	0	5	4	6	1	1	0	0	0	31		
41	WILLIAMS, Craig	g	1-1	0-0	0-0	0	0	0	1	2	0	1	0	0	5		
	Team					0	3	3									
	Totals		26-54	5-17	13-18	11	30	41	27	70	13	22	4	5	225		
	FG % 1st Half:	10-24	41.7%	2nd half:	13-24	54.2%	OT:	3-6	50.0%	Game:	26-54	48.1%	Deadball				
	3FG % 1st Half:	1-8	12.5%	2nd half:	4-7	57.1%	OT:	0-2	0.0%	Game:	5-17	29.4%	Rebounds				
	FT % 1st Half:	4-5	80.0%	2nd half:	7-11	63.6%	OT:	2-2	100.0%	Game:	13-18	72.2%	2				

**UE 68 • 3-3**

#	Player	Total			3-Ptr			Rebounds			PF	TP	A	T	Blk	Stl	Min
		FG-FGA	FG-FGA	FT-FTA	FG-FGA	FG-FGA	FT-FTA	Off	Def	Tot							
32	Harris, Kenny	f	1-6	0-1	3-4	2	3	5	4	5	0	2	0	0	0	37	
34	Holmes, Denver	f	2-8	0-3	4-4	0	0	0	2	8	3	0	0	0	36		
03	Peeler, Matt	c	2-4	0-0	0-0	0	1	1	2	4	0	1	0	1	14		
05	Taylor, Troy	g	2-2	0-0	4-6	0	4	4	1	8	0	0	0	0	26		
11	Ryan, Colt	g	7-17	3-8	14-16	0	8	4	31	1	2	0	2	4	42		
00	Sawwell, Ryan	g	1-1	0-0	0-0	1	1	2	2	0	0	0	1	0	13		
01	Nelson, Jordan	g	0-0	0-0	0-0	0	0	0	0	0	0	0	0	0	1		
04	Jones, Lewis	g	1-3	0-0	2-4	1	0	1	3	4	0	0	0	0	20		
13	Jahr, Jordan	g	0-1	0-1	0-0	0	1	1	1	0	0	3	0	0	7		
22	Cox, Ned	g	2-9	0-2	2-3	1	0	1	1	6	2	0	1	0	28		
25	Cesnulevisius, Rokas	g	0-0	0-0	0-0	0	0	0	0	0	0	0	0	0	1		
	Team					2	2	4									
	Totals		18-51	3-15	29-37	7	20	27	20	68	11	14	1	4	225		
	FG % 1st Half:	5-22	22.7%	2nd half:	11-21	52.4%	OT:	2-8	25.0%	Game:	18-51	35.3%	Deadball				
	3FG % 1st Half:	2-9	22.2%	2nd half:	1-4	25.0%	OT:	0-2	0.0%	Game:	3-15	20.0%	Rebounds				
	FT % 1st Half:	9-12	75.0%	2nd half:	18-21	85.7%	OT:	2-4	50.0%	Game:	29-37	78.4%	4				

Officials: Tom O'Neill, Eric Curry, Bobby Vetkoetter  
 Technical fouls: TC-None. UE-TEAM.  
 Attendance: 5198

Score by periods	1st	2nd	OT	Total
TC	25	37	8	70
UE	21	41	6	68

Last FG - TC 0T-00:02, UE 0T-02:12.  
 Largest lead - TC by 9 2nd-16:12, UE by 5 1st-08:20.

Score tied - 13 times.  
 Lead changed - 16 times.

**Official Basketball Box Score -- Game Totals -- Final Statistics**  
**UE vs North Carolina**  
 12/06/11 7:00 PM at Smith Center, Chapel Hill

**UE 48 • 3-4**

#	Player	Total			3-Ptr			Rebounds			PF	TP	A	T	Blk	Stl	Min
		FG-FGA	FG-FGA	FT-FTA	FG-FGA	FG-FGA	FT-FTA	Off	Def	Tot							
03	Peeler, Matt	f	0-1	0-0	0-0	1	1	2	5	0	0	1	0	2	5		
32	Harris, Kenny	f	0-3	0-2	0-0	0	2	2	1	0	1	1	0	0	9		
34	Holmes, Denver	f	5-9	4-8	0-0	0	1	1	3	14	2	3	0	0	25		
05	Taylor, Troy	g	1-2	0-0	0-0	0	3	3	2	1	0	0	1	21			
11	Ryan, Colt	g	1-11	1-5	6-7	0	4	4	2	9	2	3	0	0	32		
00	Sawwell, Ryan	g	2-2	0-0	0-0	1	2	3	2	4	1	0	0	0	13		
01	Nelson, Jordan	g	1-3	1-3	0-0	0	1	1	0	3	1	1	0	0	12		
04	Jones, Lewis	g	2-10	0-2	1-1	0	1	1	4	5	0	2	0	0	19		
10	Moore, Jaylon	g	1-1	0-0	0-1	1	2	3	0	2	0	0	0	0	13		
13	Jahr, Jordan	g	1-14	0-5	0-0	4	0	4	3	2	0	2	0	0	20		
14	Chinn, Andy	g	0-1	0-1	0-0	0	0	0	0	0	0	1	0	0	1		
20	Williams, Brandon	g	0-0	0-0	0-0	0	0	0	0	0	0	0	0	0	1		
22	Cox, Ned	g	3-9	0-1	1-2	0	2	2	5	7	2	2	0	0	20		
25	Cesnulevisius, Rokas	g	0-0	0-0	0-0	0	0	0									

# 2011-12 PURPLE ACES GAME NOTES



## Official Basketball Box Score -- Game Totals -- Final Statistics Tennessee Tech vs UE 12/17/11 1:05 p.m. at Ford Center, Evansville, Ind.

### Tennessee Tech 72 • 6-4

#	Player	Total			3-Ptr			Rebounds			PF	TP	A	TO	Blk	Stl	Min
		FG-FGA	FG-FGA	FT-FTA	Off	Def	Tot	Off	Def	Tot							
11	BARNES, Terrell	f	1-2	0-0	2-4	0	2	2	5	4	2	0	0	0	0	22	
33	OGBE, Dennis	f	1-2	0-1	0-0	0	0	0	3	2	0	0	0	0	11		
02	SWANSEY, Zac	g	3-6	1-4	2-2	1	0	1	0	9	7	3	0	3	38		
25	DILLARD, Jud	g	8-13	0-1	2-2	1	7	8	0	18	2	2	1	1	38		
55	MURPHY, Kevin	g	8-16	2-4	5-7	1	6	7	4	23	3	3	0	1	35		
00	MCMORROW, Liam	g	0-2	0-0	0-0	0	2	2	0	0	0	2	0	0	9		
05	MCKAY, Javon	g	0-0	0-0	0-0	0	0	0	0	0	0	0	0	0	2		
24	DUNN, Chase	g	2-3	2-3	0-0	0	0	0	2	6	0	0	0	0	11		
03	INAMETI, Bassey	g	1-3	0-1	0-2	2	2	4	3	2	0	1	1	0	14		
42	BAILEY, Zach	g	2-5	1-3	3-4	0	0	0	4	8	0	2	0	1	20		
Team						0	0	0									
Totals			26-52	6-17	14-21	5	19	24	21	72	14	13	2	6	200		

FG % 1st Half:	12-28	42.9%	2nd half:	14-24	58.3%	Game:	26-52	50.0%	Deadball Rebounds	2
3FG % 1st Half:	2-9	22.2%	2nd half:	4-8	50.0%	Game:	6-17	35.3%		
FT % 1st Half:	5-7	71.4%	2nd half:	9-14	64.3%	Game:	14-21	66.7%		

### UE 70 • 4-5

#	Player	Total			3-Ptr			Rebounds			PF	TP	A	TO	Blk	Stl	Min
		FG-FGA	FG-FGA	FT-FTA	Off	Def	Tot	Off	Def	Tot							
00	Sawvell,Ryan	f	2-4	0-0	2-2	2	3	5	3	6	1	1	0	1	28		
32	Harris,Kenny	f	5-10	0-2	13-14	5	5	10	3	23	1	5	2	0	34		
34	Holmes,Denver	f	3-8	1-5	2-4	0	2	2	4	9	1	3	0	2	28		
05	Taylor,Troy	g	0-2	0-0	0-0	0	3	3	2	0	5	2	0	0	27		
11	Ryan,Colt	g	7-13	2-6	6-6	1	6	7	5	22	0	3	1	0	32		
01	Nelson,Jordan	g	0-0	0-0	0-0	0	0	0	0	0	0	0	0	0	5		
03	Peeler,Matt	g	0-0	0-0	0-0	0	0	0	0	0	0	0	0	0	4		
04	Jones,Lewis	g	1-6	0-1	2-2	1	1	2	1	2	0	1	1	0	8		
10	Moore,Jaylon	g	0-0	0-0	0-0	0	1	1	2	0	0	0	0	0	6		
22	Cox,Ned	g	2-3	0-1	2-2	0	0	0	1	6	2	1	0	0	18		
Team						0	5	5									
Totals			20-47	3-15	27-30	10	26	36	20	70	10	16	4	3	200		

FG % 1st Half:	8-28	28.6%	2nd half:	12-19	63.2%	Game:	20-47	42.6%	Deadball Rebounds	1
3FG % 1st Half:	0-9	0.0%	2nd half:	4-8	50.0%	Game:	3-15	20.0%		
FT % 1st Half:	14-16	87.5%	2nd half:	13-14	92.9%	Game:	27-30	90.0%		

Officials: Kelly Self, Bobby Vetkoetter, Tyler Kumpf  
Technical fouls: Tennessee Tech-None, UE-None.  
Attendance: 4235

Score by periods	1st	2nd	Total
Tennessee Tech	31	41	72
UE	30	40	70

	In	Off	2nd	Fast	Bench
Points	Paint	T/O	Chance	Break	
TTU	26	16	3	4	16
UE	26	16	8	6	10

Last FG - TTU 2nd-00:27, UE 2nd-02:55.  
Largest lead - TTU by 10 1st-15:47, UE by 9 2nd-15:43.

Score tied - 5 times.  
Lead changed - 4 times.

## Official Basketball Box Score -- Game Totals -- Final Statistics UE vs Miami 12/20/11 7:00 PM ET at Millett Hall, Oxford, Ohio

### UE 77 • 5-5

#	Player	Total			3-Ptr			Rebounds			PF	TP	A	TO	Blk	Stl	Min
		FG-FGA	FG-FGA	FT-FTA	Off	Def	Tot	Off	Def	Tot							
00	Sawvell,Ryan	f	5-7	0-0	1-2	1	2	3	3	11	0	0	0	0	2	24	
32	Harris,Kenny	f	4-5	1-1	3-5	0	2	2	3	12	0	3	0	1	19		
34	Holmes,Denver	f	5-11	0-3	5-5	1	1	2	2	15	4	1	0	1	33		
05	Taylor,Troy	g	1-2	0-0	1-1	0	1	1	1	3	3	2	0	1	19		
11	Ryan,Colt	g	2-3	1-2	5-6	0	3	3	2	10	4	2	0	0	40-		
01	Nelson,Jordan	g	2-3	2-3	0-0	0	0	0	0	6	1	0	0	0	12		
04	Jones,Lewis	g	1-2	0-0	0-0	0	0	0	0	4	2	1	0	0	8		
10	Moore,Jaylon	g	0-0	0-0	0-0	0	0	0	0	1	0	0	0	0	3		
22	Cox,Ned	g	4-8	2-3	4-4	0	5	5	1	14	3	0	1	1	30		
25	Cesnulevisius,Rokas	g	2-3	0-0	0-1	1	2	3	1	4	0	0	0	1	12		
Team						0	1	1									
Totals			26-44	6-12	19-24	3	17	20	18	77	16	8	1	7	200		

FG % 1st Half:	10-23	43.5%	2nd half:	16-21	76.2%	Game:	26-44	59.1%	Deadball Rebounds	2
3FG % 1st Half:	2-5	40.0%	2nd half:	4-7	57.1%	Game:	6-12	50.0%		
FT % 1st Half:	4-6	66.7%	2nd half:	15-18	83.3%	Game:	19-24	79.2%		

### Miami 75 • 3-6

#	Player	Total			3-Ptr			Rebounds			PF	TP	A	TO	Blk	Stl	Min
		FG-FGA	FG-FGA	FT-FTA	Off	Def	Tot	Off	Def	Tot							
04	MAVUNGA, Julian	f	4-9	1-3	9-9	2	10	12	1	18	5	2	2	1	40		
25	HARRIS, Jon	f	3-6	2-5	2-3	1	3	4	3	10	3	3	2	0	38		
50	McGHEE, Drew	c	3-3	0-0	0-0	0	0	0	2	6	1	1	0	0	12		
05	SEWELL, Josh	g	5-9	3-6	1-1	0	3	4	4	14	1	3	0	0	29		
02	ROLLINS, Quinten	g	2-5	0-2	0-0	0	1	1	4	4	4	0	0	1	18		
13	SULLIVAN, Will	g	1-2	0-1	1-1	0	0	0	2	3	1	1	0	0	22		
14	SULLIVAN, Brian	g	7-11	4-6	0-2	0	1	1	4	18	1	2	0	0	35		
55	LEGARZA, Vince	g	1-1	0-0	0-0	1	0	1	1	2	2	1	0	0	6		
Team						0	0	0									
Totals			26-46	10-23	13-16	4	18	22	21	75	18	13	4	2	200		

FG % 1st Half:	13-22	59.1%	2nd half:	13-24	54.2%	Game:	26-46	56.5%	Deadball Rebounds	2
3FG % 1st Half:	5-11	45.5%	2nd half:	5-12	41.7%	Game:	10-23	43.5%		
FT % 1st Half:	4-6	66.7%	2nd half:	9-10	90.0%	Game:	13-16	81.3%		

Officials: Terry Wymer, Mike Sanzera, and Toby Martinez  
Technical fouls: UE-None, Miami-None.  
Attendance: 1565

Score by periods	1st	2nd	Total
UE	26	51	77
Miami	35	40	75

	In	Off	2nd	Fast	Bench
Points	Paint	T/O	Chance	Break	
UE	26	10	3	4	26
MIAMI	36	21	8	0	23

Last FG - UE 2nd-00:52, MIAMI 2nd-00:02.  
Largest lead - UE by 6 2nd-11:58, MIAMI by 11 2nd-19:30.  
Score tied - 4 times.  
Lead changed - 4 times.

## Official Basketball Box Score -- Game Totals -- Final Statistics Southern Illinois vs UE 12/29/11 7:05 p.m. at Ford Center, Evansville, Ind.

### Southern Illinois 60 • 3-9

#	Player	Total			3-Ptr			Rebounds			PF	TP	A	TO	Blk	Stl	Min
		FG-FGA	FG-FGA	FT-FTA	Off	Def	Tot	Off	Def	Tot							
00	Mamadou Seck	f	9-13	0-0	2-2	7	1	8	5	20	3	1	1	2	35		
04	Davante Drinkard	f	0-2	0-0	0-2	2	1	3	1	0	0	1	0	0	16		
15	Dantiel Daniels	f	3-3	0-0	0-0	1	3	4	2	6	0	1	1	0	19		
02	Kendal Brown-Surles	g	3-7	1-3	6-6	1	2	3	4	13	2	2	0	2	24		
21	Josh Swan	g	1-4	0-1	0-2	0	2	2	2	2	3	0	0	0	22		
12	T.J. Lindsay	g	3-10	1-5	1-2	2	2	4	4	8	1	3	0	0	32		
22	Jeff Early	g	2-9	0-2	1-2	2	1	3	3	5	0	3	1	1	16		
23	Justin Boot	g	0-4	0-2	2-2	0	1	1	0	2	0	4	0	1	13		
24	Diamond Taylor	g	1-2	0-1	0-0	0	0	0	2	2	1	1	0	1	7		
35	Treg Setty	g	1-2	0-1	0-0	2	2	4	4	2	2	1	0	1	16		
Team						2	2	4									
Totals			23-56	2-15	12-18	19	17	36	27	60	11	23	4	10	200		

FG % 1st Half:	12-29	41.4%	2nd half:	11-27	40.7%	Game:	23-56	41.1%	Deadball Rebounds	2
3FG % 1st Half:	1-9	11.1%	2nd half:	1-6	16.7%	Game:	2-15	13.3%		
FT % 1st Half:	2-4	50.0%	2nd half:	10-14	71.4%	Game:	12-18	66.7%		



# 2011-12 PURPLE ACES GAME NOTES



## Official Basketball Box Score -- Game Totals -- Final Statistics Wichita State vs UE 1/4/12 7:05 p.m. at Ford Center, Evansville, Ind.

### Wichita State 67 - 11-3, 2-1 MVC

#	Player	Total			3-Ptr			Rebounds			PF	TP	A	TO	Blk	Stl	Min
		FG-FGA	FG-FGA	FT-FTA	Off	Def	Tot	Off	Def	Tot							
20	SMITH, Ben	f	3-8	0-3	0-0	1	2	3	2	6	2	1	0	1	35		
22	HALL, Carl	f	3-4	0-0	1-2	2	6	8	2	7	1	0	1	32			
41	STUTZ, Garrett	c	12-14	0-0	5-5	3	7	10	2	29	4	6	3	36			
01	RAGLAND, Joe	g	2-3	1-2	1-2	0	1	1	3	6	1	5	0	22			
05	WILLIAMS, Demetric	g	2-3	0-1	2-2	0	1	1	3	6	4	1	0	25			
04	ANACREON, James	g	0-0	0-0	0-0	0	0	0	1	0	0	0	0	3			
23	MURRY, Touré	g	3-10	2-3	2-2	0	6	6	2	10	2	2	0	27			
24	KYLES, David	g	1-2	1-2	0-0	0	1	1	0	3	1	0	1	20			
Team						0			0			1					
Totals			26-44	4-11	11-13	6	24	30	15	67	15	16	5	5	200		
FG % 1st Half:			15-27	55.6%	2nd half:	11-17	64.7%	Game:	26-44	59.1%	Deadball Rebounds						
3FG % 1st Half:			3-9	33.3%	2nd half:	1-2	50.0%	Game:	4-11	36.4%	1						
FT % 1st Half:			1-1	100.0%	2nd half:	10-12	83.3%	Game:	11-13	84.6%							

### UE 66 - 7-6, 2-1 MVC

#	Player	Total			3-Ptr			Rebounds			PF	TP	A	TO	Blk	Stl	Min
		FG-FGA	FG-FGA	FT-FTA	Off	Def	Tot	Off	Def	Tot							
00	Sawwell,Ryan	f	1-1	0-0	0-0	0	3	3	1	2	0	2	0	0	22		
32	Harris,Kenny	f	6-13	2-3	1-2	3	2	5	0	15	2	0	1	34			
34	Holmes,Denver	f	3-8	1-2	0-0	0	2	2	3	7	2	0	0	34			
05	Taylor,Troy	g	1-2	0-0	0-0	1	0	1	2	2	1	0	0	21			
11	Ryan,Colt	g	10-18	5-8	6-7	1	4	5	1	31	5	1	0	39			
01	Nelson,Jordan	g	1-1	1-1	0-0	0	0	0	1	3	0	0	0	2			
04	Jones,Lewis	g	0-3	0-1	2-2	1	0	1	1	2	0	2	0	9			
10	Moore,Jaylon	g	0-0	0-0	1-2	0	1	1	0	1	0	1	0	5			
22	Cox,Ned	g	1-6	0-2	1-1	0	1	1	2	3	5	1	0	24			
25	Cesnulevicius,Rokas	g	0-0	0-0	0-0	1	0	1	1	2	3	1	0	10			
Team						0			0			1					
Totals			23-52	9-17	11-14	7	13	20	12	66	17	9	1	7	200		
FG % 1st Half:			10-27	37.0%	2nd half:	13-25	52.0%	Game:	23-52	44.2%	Deadball Rebounds						
3FG % 1st Half:			4-8	50.0%	2nd half:	5-9	55.6%	Game:	9-17	52.9%	1						
FT % 1st Half:			3-4	75.0%	2nd half:	8-10	80.0%	Game:	11-14	78.6%							

Officials: Joe DeRosa, Don Daily, Terry Oglesby  
Technical fouls: Wichita State-None. UE-None.  
Attendance: 3916

Score by periods	1st	2nd	Total
Wichita State	34	33	67
UE	27	39	66

Points	In	Off	2nd	Fast	Bench
WICHST	Paint	T/O	Chance	Break	
UE	40	7	13	4	13
UE	14	24	7	4	9

Last FG - WICHST 2nd-01:08, UE 2nd-02:52  
Largest lead - WICHST by 10 1st-01:50, UE by 4 1st-08:40.

Score tied - 3 times.  
Lead changed - 12 times.

## Official Basketball Box Score -- Game Totals -- Final Statistics UE vs Indiana State 01-10-12 7:05 p.m. at Hulman Center (Terre Haute, Ind.)

### UE 78 - 7-8, 2-3 MVC

#	Player	Total			3-Ptr			Rebounds			PF	TP	A	TO	Blk	Stl	Min
		FG-FGA	FG-FGA	FT-FTA	Off	Def	Tot	Off	Def	Tot							
00	Sawwell,Ryan	f	0-1	0-0	0-0	1	2	3	0	0	0	0	0	0	13		
32	Harris,Kenny	f	3-11	1-3	7-9	3	2	5	3	14	4	2	0	39			
05	Taylor,Troy	g	4-5	0-0	4-4	3	7	10	3	12	7	2	0	31			
11	Ryan,Colt	g	5-16	2-4	5-6	1	0	1	2	17	4	3	0	36			
34	Holmes,Denver	g	2-4	0-0	2-2	1	1	2	5	6	0	2	0	15			
01	Nelson,Jordan	g	1-2	1-2	0-0	0	0	0	3	3	0	0	0	7			
04	Jones,Lewis	g	2-4	0-0	0-0	2	1	3	0	4	0	1	0	18			
10	Moore,Jaylon	g	0-0	0-0	0-0	0	0	0	1	0	0	1	0	1			
22	Cox,Ned	g	7-14	4-4	4-4	0	1	1	2	22	2	2	0	29			
25	Cesnulevicius,Rokas	g	0-0	0-0	0-0	1	0	1	1	0	0	0	0	6			
Team						3			1			4					
Totals			24-57	8-13	22-25	15	15	30	23	78	17	13	0	9	200		
FG % 1st Half:			12-27	44.4%	2nd half:	12-30	40.0%	Game:	24-57	42.1%	Deadball Rebounds						
3FG % 1st Half:			2-3	66.7%	2nd half:	6-10	60.0%	Game:	8-13	61.5%	0						
FT % 1st Half:			9-12	75.0%	2nd half:	13-13	100.0%	Game:	22-25	88.0%							

### Indiana State 80 - 11-5, 2-3 MVC

#	Player	Total			3-Ptr			Rebounds			PF	TP	A	TO	Blk	Stl	Min
		FG-FGA	FG-FGA	FT-FTA	Off	Def	Tot	Off	Def	Tot							
15	Richard, Carl	f	2-6	0-1	2-2	1	1	2	4	6	1	4	0	0	21		
34	Walker, Myles	c	4-6	0-0	1-3	1	4	5	2	9	0	4	2	20			
13	Odum, Jake	g	3-5	1-2	8-8	1	4	5	2	15	7	4	0	33			
20	Lathan, Dwayne	g	4-8	0-1	6-7	2	4	6	2	14	4	0	0	31			
24	Printy, Jordan	g	3-5	2-3	0-0	0	2	2	0	8	4	1	0	21			
00	Kitchell, Jake	g	1-1	1-1	0-0	0	1	1	2	3	0	1	2	2			
02	Eitel, Lucas	g	4-5	1-2	3-3	0	1	1	1	12	2	1	0	22			
05	Gant, Justin	g	2-4	0-0	0-0	2	1	3	4	0	0	0	0	8			
25	McWhorter, Steve	g	1-2	0-0	0-0	0	0	0	3	2	1	0	0	26			
31	Mahurin, R.J.	g	2-5	0-1	3-3	0	1	1	2	7	0	0	1	16			
Team						2			4			2					
Totals			26-47	5-11	23-26	9	21	30	21	80	20	16	5	6	200		
FG % 1st Half:			16-28	57.1%	2nd half:	10-19	52.6%	Game:	26-47	55.3%	Deadball Rebounds						
3FG % 1st Half:			4-6	66.7%	2nd half:	1-5	20.0%	Game:	5-11	45.5%	0						
FT % 1st Half:			8-8	100.0%	2nd half:	15-18	83.3%	Game:	23-26	88.5%							

Officials: John Higgins, Tom O'Neill, Kipp Kissinger  
Technical fouls: UE-None. Indiana State-None.  
Attendance: 6790

Score by periods	1st	2nd	Total
UE	35	43	78
Indiana State	44	36	80

Points	In	Off	2nd	Fast	Bench
UE	Paint	T/O	Chance	Break	
INS	36	15	11	6	29
INS	16	15	8	11	28

Last FG - UE 2nd-00:09, INS 2nd-05:18.  
Largest lead - UE by 9 1st-14:08, INS by 11 2nd-17:42.

Score tied - 0 times.  
Lead changed - 2 times.

## Official Basketball Box Score -- Game Totals -- Final Statistics UE vs Illinois State 01-07-12 1:05 p.m. at Normal, Ill. (Doug Collins Court at RBA)

### UE 73 - 7-7, 2-2

#	Player	Total			3-Ptr			Rebounds			PF	TP	A	TO	Blk	Stl	Min
		FG-FGA	FG-FGA	FT-FTA	Off	Def	Tot	Off	Def	Tot							
00	Sawwell,Ryan	f	5-7	0-0	0-0	1	2	3	3	10	0	1	0	0	22		
32	Harris,Kenny	f	2-6	0-1	0-0	0	1	1	3	4	1	0	0	23			
05	Taylor,Troy	g	1-4	0-0	1-2	0	1	1	1	3	8	2	0	5			
11	Ryan,Colt	g	10-15	1-4	4-4	0	4	4	3	25	2	4	1	38			
34	Holmes,Denver	g	6-9	2-3	4-4	0	0	0	3	18	2	1	0	33			
01	Nelson,Jordan	g	1-3	1-3	0-0	0	0	0	0	3	0	0	0	9			
04	Jones,Lewis	g	1-2	0-0	2-2	3	0	3	2	4	0	1	0	10			
10	Moore,Jaylon	g	0-0	0-0	2-4	0	1	1	2	2	0	0	0	1			
22	Cox,Ned	g	2-3	0-0	0-0	0	1	1	2	4	1	1	0	13			
25	Cesnulevicius,Rokas	g	0-1	0-0	0-0	2	3	5	4	0	0	1	0	10			
Team						1			2			1					
Totals			28-50	4-11	13-16	7	14	21	23	73	14	12	1	9	200		
FG % 1st Half:			12-28	42.9%	2nd half:	16-22	72.7%	Game:	28-50	56.0%	Deadball Rebounds						
3FG % 1st Half:			3-8	37.5%	2nd half:	1-3	33.3%	Game:	4-11	36.4%	1						
FT % 1st Half:			5-6	83.3%	2nd half:	6-10	60.0%	Game:	13-16	81.3%							

### Illinois State 75 - 11-4, 3-1

#	Player	Total			3-Ptr			Rebounds			PF	TP	A	TO	Blk	Stl	Min
		FG-FGA	FG-FGA	FT-FTA	Off	Def	Tot	Off	Def	Tot							
22	EKEY,Jon	f	1-2	1-2	0-0	2	1	3	0	3	1	0	0	0	16		
32	CARMICHAEL,Jackie	f	7-8	1-1	2-4												





# 2011-12 PURPLE ACES GAME NOTES



## Official Basketball Box Score -- Game Totals -- Final Statistics Indiana State vs UE 1/29/12 7 p.m. at Ford Center, Evansville, Ind.

### Indiana State 90 - 13-9, 4-7 MVC

#	Player	Total			3-Ptr			Rebounds			PF	TP	A	TO	Blk	Stl	Min
		FG	FGA	FT	FTA	Off	Def	Total									
24	Printy, Jordan	f	3-4	3-4	0-0	0	1	1	2	9	0	0	0	0	0	21	
34	Walker, Myles	c	3-4	0-0	0-0	1	0	1	3	6	3	5	2	0	0	18	
13	Odum, Jake	g	2-6	1-2	5-8	1	4	5	4	10	7	3	0	0	3	36	
15	Richard, Carl	g	4-8	0-3	1-2	1	6	7	4	9	0	3	1	0	31		
20	Lathan, Dwayne	g	10-16	0-2	7-7	0	4	4	5	27	5	3	0	1	39		
00	Kitchell, Jake	g	0-0	0-0	0-0	0	0	0	0	0	0	0	1	0	3		
02	Eitel, Lucas	g	2-6	2-5	0-0	3	2	5	1	6	2	1	0	0	25		
05	Gant, Justin	g	2-2	0-0	0-0	0	0	0	0	0	0	1	1	1	14		
25	McWhorter, Steve	g	4-6	2-2	2-3	1	2	3	4	12	5	0	0	4	35		
31	Mahurin, R.J.	g	1-6	0-2	5-6	3	3	6	3	7	1	1	0	2	28		
	Team					1	1	2									
<b>Totals</b>			<b>31-58</b>	<b>8-20</b>	<b>20-26</b>	<b>11</b>	<b>23</b>	<b>34</b>	<b>26</b>	<b>90</b>	<b>23</b>	<b>17</b>	<b>5</b>	<b>11</b>	<b>250</b>		

FG % 1st Half: 17-23 68.0% 2nd half: 9-24 37.5% OT: 5-9 55.6% Game: 31-58 53.4% Deadball Rebounds 0  
 3FG % 1st Half: 6-10 60.0% 2nd half: 1-9 11.1% OT: 1-1 100.0% Game: 8-20 40.0%  
 FT % 1st Half: 2-3 66.7% 2nd half: 5-6 83.3% OT: 13-17 76.5% Game: 20-26 76.9%

### UE 81 - 10-11, 5-6 MVC

#	Player	Total			3-Ptr			Rebounds			PF	TP	A	TO	Blk	Stl	Min
		FG	FGA	FT	FTA	Off	Def	Total									
00	Sawwell,Ryan	f	5-7	0-0	1-2	2	4	6	5	11	3	1	0	2	32		
32	Harris,Kenny	f	4-7	0-0	11-11	2	2	4	5	19	2	0	0	1	40		
34	Holmes,Denver	f	3-5	1-2	1-1	0	1	1	4	8	5	6	0	1	36		
05	Taylor,Troy	g	4-8	0-0	1-2	4	6	10	3	9	8	1	0	1	45		
11	Ryan,Colt	g	6-20	1-5	10-10	0	4	4	5	23	4	4	0	2	47		
01	Nelson,Jordan	g	0-1	0-1	0-0	0	0	0	0	0	0	0	0	0	4		
04	Jones,Lewis	g	0-2	0-1	0-0	0	2	2	3	0	0	1	0	0	20		
22	Cox,Ned	g	3-6	1-4	0-0	0	1	1	1	7	0	3	0	0	19		
25	Cesnulevisius,Rokas	g	2-3	0-0	0-0	2	1	3	0	4	0	0	0	0	7		
	Team					1	1	2									
<b>Totals</b>			<b>27-59</b>	<b>3-13</b>	<b>24-26</b>	<b>11</b>	<b>22</b>	<b>33</b>	<b>26</b>	<b>81</b>	<b>22</b>	<b>16</b>	<b>0</b>	<b>7</b>	<b>250</b>		

FG % 1st Half: 12-23 52.2% 2nd half: 12-24 50.0% OT: 3-12 25.0% Game: 27-59 45.8% Deadball Rebounds 0  
 3FG % 1st Half: 1-5 20.0% 2nd half: 2-5 40.0% OT: 0-3 0.0% Game: 3-13 23.1%  
 FT % 1st Half: 6-6 100.0% 2nd half: 9-11 81.8% OT: 9-9 100.0% Game: 24-26 92.3%

Officials: Paul Jansse, Kelly Seif, Steve Olson  
 Technical fouls: Indiana State-None. UE-None.  
 Attendance: 5836

Score by periods	1st	2nd	OT	OT2	Total
Indiana State	42	24	13	11	90
UE	31	35	13	2	81

	In	Off	2nd	Fast	Bench
Points	Paint	T/O	Chance	Break	
INS	40	23	9	10	29
UE	30	15	13	6	11

Last FG - INS OT2-01:45, UE OT-00:42.  
 Largest lead - INS by 14 1st-04:25, UE by 4 1st-17:20.

Score tied - 6 times.  
 Lead changed - 12 times.

## Official Basketball Box Score -- Game Totals -- Final Statistics UE vs Southern Illinois 02/04/12 2:05 p.m. at Carbondale, Ill. (SIU Arena)

### UE 52 - 11-12, 6-7 MVC

#	Player	Total			3-Ptr			Rebounds			PF	TP	A	TO	Blk	Stl	Min
		FG	FGA	FT	FTA	Off	Def	Total									
00	Sawwell,Ryan	f	0-1	0-0	1-2	0	2	2	3	1	0	1	1	2	31		
03	Harris,Kenny	f	2-5	0-0	6-8	2	2	4	2	10	2	3	0	1	24		
05	Taylor,Troy	g	2-4	0-0	0-0	1	4	5	4	4	2	5	0	3	26		
11	Ryan,Colt	g	4-11	2-5	3-4	1	4	5	1	13	3	3	0	0	33		
34	Holmes,Denver	g	4-7	1-3	0-0	0	1	1	1	9	3	2	0	1	32		
01	Nelson,Jordan	g	0-0	0-0	0-0	0	0	0	1	0	0	0	0	0	2		
04	Jones,Lewis	g	3-7	0-0	2-2	1	0	1	3	8	2	1	0	1	18		
10	Moore,Jaylon	g	0-0	0-0	0-0	0	0	0	1	0	0	0	0	0	1		
22	Cox,Ned	g	3-9	1-3	0-0	1	1	2	0	7	1	1	0	0	25		
25	Cesnulevisius,Rokas	g	0-0	0-0	0-0	0	1	1	2	0	0	0	0	0	8		
	Team					3	2	5									
<b>Totals</b>			<b>18-44</b>	<b>4-11</b>	<b>12-16</b>	<b>9</b>	<b>17</b>	<b>26</b>	<b>18</b>	<b>52</b>	<b>15</b>	<b>16</b>	<b>1</b>	<b>8</b>	<b>200</b>		

FG % 1st Half: 9-24 37.5% 2nd half: 9-20 45.0% Game: 18-44 40.9% Deadball Rebounds 3  
 3FG % 1st Half: 2-5 40.0% 2nd half: 2-6 33.3% Game: 4-11 36.4%  
 FT % 1st Half: 3-6 50.0% 2nd half: 9-10 90.0% Game: 12-16 75.0%

### Southern Illinois 53 - 8-16, 5-8 MVC

#	Player	Total			3-Ptr			Rebounds			PF	TP	A	TO	Blk	Stl	Min
		FG	FGA	FT	FTA	Off	Def	Total									
00	Mamadou Seck	f	5-8	0-0	0-0	3	8	11	2	10	4	3	0	0	36		
15	Dantiel Daniels	f	4-5	0-0	3-4	2	2	4	3	11	0	1	5	2	36		
02	Kendal Brown-Surles	g	1-6	0-4	1-2	0	1	1	2	3	4	1	0	0	26		
11	Kourtney Goff	g	0-1	0-1	2-2	2	1	3	2	2	0	5	0	1	30		
22	Jeff Early	g	4-13	1-4	5-9	4	4	8	3	14	1	3	0	5	33		
12	T.J. Lindsay	g	3-7	1-3	0-0	0	0	0	1	7	0	2	0	0	14		
23	Justin Bocot	g	0-0	0-0	0-0	0	0	0	0	0	0	1	0	0	3		
34	Harry Whit	g	1-2	0-0	0-0	1	0	1	0	2	0	1	0	0	8		
35	Treg Setty	g	1-2	0-0	2-2	1	2	3	4	2	1	0	1	0	14		
	Team					0	0	0									
<b>Totals</b>			<b>19-44</b>	<b>2-12</b>	<b>13-19</b>	<b>13</b>	<b>18</b>	<b>31</b>	<b>16</b>	<b>53</b>	<b>11</b>	<b>18</b>	<b>5</b>	<b>9</b>	<b>200</b>		

FG % 1st Half: 11-22 50.0% 2nd half: 8-22 36.4% Game: 19-44 43.2% Deadball Rebounds 1  
 3FG % 1st Half: 1-7 14.3% 2nd half: 1-5 20.0% Game: 2-12 16.7%  
 FT % 1st Half: 11-14 78.6% 2nd half: 2-5 40.0% Game: 13-19 68.4%

Officials: Bobby Vekkoetter, Winston Smith, John Moore  
 Technical fouls: UE-None. Southern Illinois-None.  
 Attendance: 3378

Score by periods	1st	2nd	Total
UE	23	29	52
Southern Illinois	34	19	53

	In	Off	2nd	Fast	Bench
Points	Paint	T/O	Chance	Break	
UE	16	17	10	4	15
SIUC	28	16	17	4	13

Last FG - UE 2nd-03:42, SIUC 2nd-04:59.  
 Largest lead - UE None. SIUC by 13 1st-03:38.

Score tied - 1 time.  
 Lead changed - 0 times.

## Official Basketball Box Score -- Game Totals -- Final Statistics UE vs Bradley 02-01-12 7:05 p.m. at Peoria, Ill. - Carver Arena

### UE 92 - 11-11, 6-6 MVC

#	Player	Total			3-Ptr			Rebounds			PF	TP	A	TO	Blk	Stl	Min
		FG	FGA	FT	FTA	Off	Def	Total									
00	Sawwell,Ryan	f	6-9	0-0	0-3	7	9	16	3	12	0	0	0	0	0	31	
32	Harris,Kenny	f	1-2	0-0	0-1	0	0	0	4	2	1	2	0	2	11		
05	Taylor,Troy	g	3-6	0-0	1-2	1	4	5	3	7	6	0	0	3	27		
11	Ryan,Colt	g	9-15	2-4	4-4	0	1	1	1	24	9	2	0	5	35		
34	Holmes,Denver	g	10-14	1-2	2-3	0	1	1	1	23	11	0	0	0	35		
01	Nelson,Jordan	g	0-2	0-1	0-0	0	1	1	0	0	0	0	0	0	5		
03	Peeler,Matt	g	0-0	0-0	0-0	0	0	0	0	0	0	0	0	0	2		
04	Jones,Lewis	g	4-8	0-0	0-0	1	4	5	3	8	1	2	0	1	23		
10	Moore,Jaylon	g	3-3	0-0	0-0	2	2	4	1	6	0	0	0	0	6		
14	Chinn,Andy	g	0-1	0-0	0-0	0	0	0	0	0	0	0	0	0	1		
20	Williams,Brandon	g	0-0	0-0	0-0	0	0	0	0	0	0	0	0	0	1		
22	Cox,Ned	g	5-8	0-2	0-0	0	2	2	1	10	3	3	0	0	20		
25	Cesnulevisius,Rokas	g	0-0	0-0	0-0	0	0	0	0	3	0	0	0	0	3		
	Team					4	1	5									
<b>Totals</b>			<b>41-68</b>	<b>3-9</b>	<b>7-13</b>	<b>15</b>	<b>25</b>	<b>40</b>	<b>21</b>	<b>92</b>	<b>31</b>	<b>10</b>	<b>0</b>	<b>11</b>	<b>200</b>		

FG % 1st Half: 24-36 66.7% 2nd half: 17-32 53.1% Game: 41-68 60.3% Deadball Rebounds 2  
 3FG % 1st Half: 2-6 33.3% 2nd half: 1-3 33.3% Game: 3-9 33.3%  
 FT % 1st Half: 3-5 60.0% 2nd half: 4-8 50.0% Game: 7-14 50.0%

### Bradley 62 - 6-18, 1-11 MVC

#	Player	Total			3-Ptr			Rebounds			PF	TP	A	TO	Blk	Stl	Min
		FG	FGA														

# 2011-12 PURPLE ACES GAME NOTES



**Official Basketball Box Score -- Game Totals -- Final Statistics**  
**UE vs Drake**  
 02/12/12 7:05 pm at Des Moines, Iowa (Knapp Center)

**UE 54 • 12-13 (7-8 MVC)**

#	Player	Total			3-Ptr			Rebounds			PF	TP	A	TO	Blk	Stl	Min
		FG-FGA	FG-FGA	FT-FTA	FG-FGA	FG-FGA	FT-FTA	Off	Def	Tot							
00	Sawvell,Ryan	f	4-7	0-0	0-0	3	3	6	1	8	0	2	1	1	29		
32	Harris,Kenny	f	5-11	0-0	2-2	1	5	6	3	12	0	3	0	1	27		
34	Holmes,Denver	f	6-12	2-3	2-2	0	2	2	0	16	2	3	0	1	33		
05	Taylor,Troy	g	2-4	0-0	0-0	1	2	3	4	4	5	4	0	2	33		
11	Ryan,Colt	g	2-8	1-3	2-2	0	0	0	3	7	1	3	0	3	31		
01	Nelson,Jordan	g	1-5	0-2	0-0	0	0	0	0	2	0	0	0	0	11		
03	Peeler,Matt	g	0-0	0-0	0-0	1	1	2	0	0	0	0	0	0	3		
04	Jones,Lewis	g	1-3	0-1	1-1	1	2	3	3	3	0	0	0	1	14		
10	Moore,Jaylon	g	0-0	0-0	0-0	0	0	0	2	0	0	0	0	0	5		
22	Cox,Ned	g	0-6	0-2	2-2	0	2	2	1	2	4	1	0	0	23		
25	Cesnulevisius,Rokas	g	0-1	0-0	0-0	0	0	0	1	0	0	0	0	0	1		
Team						0	1	1									
Totals			21-57	3-11	9-9	7	18	25	18	54	12	16	1	9	200		
FG % 1st Half:		10-26	38.5%	2nd half:	11-31	35.5%	Game:		21-57	36.8%	Deadball						
3FG % 1st Half:		2-5	40.0%	2nd half:	1-6	16.7%	Game:		3-11	27.3%	Rebounds						
FT % 1st Half:		4-4	100.0%	2nd half:	5-5	100.0%	Game:		9-9	100.0%	0.1						

**Drake 78 • 14-12 (7-8 MVC)**

#	Player	Total			3-Ptr			Rebounds			PF	TP	A	TO	Blk	Stl	Min
		FG-FGA	FG-FGA	FT-FTA	FG-FGA	FG-FGA	FT-FTA	Off	Def	Tot							
01	Clarke, Jordan	f	7-11	0-0	4-6	6	6	12	2	18	1	1	2	0	27		
02	Hawley, Aaron	f	4-10	2-7	0-0	1	4	5	2	10	4	2	0	1	36		
10	Jeffers, Jeremy	f	4-8	4-6	0-0	0	1	1	1	12	0	0	0	1	34		
11	Madison, Karl	g	2-4	1-1	0-2	0	0	0	2	5	1	3	0	1	15		
24	Rice, Rayvonte	g	5-9	2-3	1-1	0	3	3	4	13	3	6	3	2	31		
03	Alexander, Kurt	g	6-11	2-4	2-2	0	6	6	3	16	3	3	0	1	25		
04	Wellfingler, Judd	g	1-2	0-1	0-0	1	3	4	2	2	2	1	0	1	20		
22	Woods, Kraidon	g	1-1	0-0	0-0	1	5	6	2	2	1	3	1	0	12		
25	Smith, David	g	0-0	0-0	0-0	0	0	0	0	0	0	0	0	0	0+		
Team						0	1	1									
Totals			30-56	11-22	7-11	9	29	38	18	78	15	19	6	7	200		
FG % 1st Half:		12-26	46.2%	2nd half:	18-30	60.0%	Game:		30-56	53.6%	Deadball						
3FG % 1st Half:		6-14	42.9%	2nd half:	5-8	62.5%	Game:		11-22	50.0%	Rebounds						
FT % 1st Half:		3-4	75.0%	2nd half:	4-7	57.1%	Game:		7-11	63.6%	2						

Officials: Tom Eades, Don Daily, Terry Oglesby  
 Technical fouls: UE-None. Drake-None.  
 Attendance: 3477

Score by periods	1st	2nd	Total
UE	26	28	54
Drake	33	45	78

Last FG - UE 2nd-00:51, DU 2nd-02:31.  
 Largest lead - UE None, DU by 27 2nd-02:31.

Score tied - 0 times.  
 Lead changed - 0 times.

**Official Basketball Box Score -- Game Totals -- Final Statistics**  
**Western Illinois vs UE**  
 2/18/12 7:05 p.m. at Ford Center, Evansville, Ind.

**Western Illinois 45 • 14-12, 8-8 SL**

#	Player	Total			3-Ptr			Rebounds			PF	TP	A	TO	Blk	Stl	Min
		FG-FGA	FG-FGA	FT-FTA	FG-FGA	FG-FGA	FT-FTA	Off	Def	Tot							
15	EMEGANO, Obi	f	1-7	0-0	1-2	0	7	7	3	3	1	3	0	1	30		
32	HOUP, Jack	f	2-3	1-2	2-2	0	2	2	1	7	0	2	0	1	20		
03	PARKS, Terrell	f	4-8	0-0	0-1	4	8	12	4	8	2	6	1	1	34		
04	TYLER, Tommie	g	2-7	1-1	1-2	0	1	1	1	6	1	3	0	1	30		
22	CLARK, Ceola	g	3-5	2-4	3-3	0	0	0	1	11	1	5	0	1	36		
12	PACKER, Jalen	g	1-2	0-1	0-1	0	2	2	2	2	2	3	0	0	13		
24	ROBERTS-BURNETT, Re	g	2-3	0-0	1-2	1	2	1	5	1	1	0	0	0	18		
34	MCAVOY, Don	g	1-2	0-0	1-2	0	2	2	4	3	0	0	0	0	14		
45	MCDONALD, Jeremy	g	0-2	0-0	0-0	0	0	0	1	0	0	0	0	0	5		
Team						1	1	2									
Totals			16-39	4-8	9-15	6	24	30	18	45	8	23	1	5	200		
FG % 1st Half:		5-18	27.8%	2nd half:	11-21	52.4%	Game:		16-39	41.0%	Deadball						
3FG % 1st Half:		1-3	33.3%	2nd half:	3-5	60.0%	Game:		4-8	50.0%	Rebounds						
FT % 1st Half:		3-5	60.0%	2nd half:	6-10	60.0%	Game:		9-15	60.0%	1						

**UE 68 • 14-13, 8-8 MVC**

#	Player	Total			3-Ptr			Rebounds			PF	TP	A	TO	Blk	Stl	Min
		FG-FGA	FG-FGA	FT-FTA	FG-FGA	FG-FGA	FT-FTA	Off	Def	Tot							
00	Sawvell,Ryan	f	1-3	0-0	0-0	1	2	3	3	2	0	0	1	0	14		
34	Holmes,Denver	f	5-10	1-1	4-4	0	3	3	1	15	3	1	0	1	34		
05	Taylor,Troy	g	0-0	0-0	2-2	0	2	2	4	2	1	2	0	1	20		
11	Ryan,Colt	g	6-16	3-7	5-6	0	6	6	2	20	8	0	0	4	35		
03	Harris,Kenny	g	4-7	0-0	0-0	2	2	4	4	8	1	1	0	2	28		
01	Nelson,Jordan	g	0-0	0-0	0-0	0	2	2	0	0	0	0	0	0	3		
03	Peeler,Matt	g	1-3	0-0	0-0	2	1	3	0	2	0	0	0	1	5		
04	Jones,Lewis	g	2-2	0-0	4-6	1	3	4	2	8	0	5	0	1	21		
10	Moore,Jaylon	g	0-0	0-0	0-2	0	0	0	1	0	0	0	0	1	6		
14	Chinn,Andy	g	1-1	0-0	0-0	0	0	0	1	0	2	0	0	0	1		
20	Williams,Brandon	g	0-0	0-0	0-0	0	0	0	0	0	0	0	0	0	1		
22	Cox,Ned	g	3-10	3-5	0-0	0	1	1	2	9	2	1	0	0	31		
25	Cesnulevisius,Rokas	g	0-0	0-0	0-0	0	0	0	0	0	0	0	0	0	1		
Team						1	0	1									
Totals			23-52	7-13	15-20	8	22	30	19	68	15	10	1	11	200		
FG % 1st Half:		9-23	39.1%	2nd half:	14-29	48.3%	Game:		23-52	44.2%	Deadball						
3FG % 1st Half:		5-9	55.6%	2nd half:	2-4	50.0%	Game:		7-13	53.8%	Rebounds						
FT % 1st Half:		3-7	42.9%	2nd half:	12-13	92.3%	Game:		15-20	75.0%	2						

Officials: John Yorkovich, Bart Wegenke, Kelly Pfeifer  
 Technical fouls: Western Illinois-None. UE-None.  
 Attendance: 5147

Score by periods	1st	2nd	Total
Western Illinois	14	31	45
UE	26	42	68

Last FG - WIU 2nd-03:10, UE 2nd-00:16.  
 Largest lead - WIU None, UE by 23 2nd-00:16.

Score tied - 2 times.  
 Lead changed - 0 times.

**Official Basketball Box Score -- Game Totals -- Final Statistics**  
**UNI vs UE**  
 2/15/12 7:05 p.m. at Ford Center, Evansville, Indiana

**UNI 62 • 17-11, 7-9 MVC**

#	Player	Total			3-Ptr			Rebounds			PF	TP	A	TO	Blk	Stl	Min
		FG-FGA	FG-FGA	FT-FTA	FG-FGA	FG-FGA	FT-FTA	Off	Def	Tot							
10	Tuttle, Seth	f	7-10	0-1	2-4	3	2	5	4	16	2	1	1	2	25		
20	Koch, Jake	f	3-7	0-2	0-0	2	7	9	0	6	1	3	3	3	33		
01	Mitchell, Deon	g	2-4	0-0	0-0	0	0	0	3	4	1	2	1	0	16		
13	Moran, Johnny	g	2-5	2-5	0-0	0	4	4	0	6	1	2	0	1	33		
23	Sonnen, Marc	g	2-8	1-5	0-0	1	1	2	4	5	0	4	0	0	27		
04	Rank, Chip	g	3-4	2-3	2-2	1	4	5	0	10	0	0	0	1	18		
21	Morrison, Matt	g	0-1	0-0	2-2	0	0	0	1	2	1	1	0	0	16		
52	James, Anthony	g	6-10	0-0	1-1	0	5	5	1	13	1	2	0	2	32		
Team						1	0	1									
Totals			25-49	5-16	7-9	8	23	31	13	62	7	15	5	9	200		
FG % 1st Half:		12-24	50.0%	2nd half:	13-25	52.0%	Game:		25-49	51.0%	Deadball						
3FG % 1st Half:		3-9	33.3%	2nd half:	2-7	28.6%	Game:		5-16	31.3%	Rebounds						
FT % 1st Half:		4-4	100.0%	2nd half:	3-5	60.0%	Game:		7-9	77.8%	1						

**UE 63 • 13-13, 8-8 MVC**

#	Player	Total			3-Ptr			Rebounds			PF	TP	A	TO</
---	--------	-------	--	--	-------	--	--	----------	--	--	----	----	---	------

# 2011-12 PURPLE ACES GAME NOTES



## Official Basketball Box Score -- Game Totals -- Final Statistics Missouri State vs UE 2/25/12 1:05 p.m. at Ford Center, Evansville, Ind.

### Missouri State 70 • 16-15, 9-9 MVC

#	Player	Total			3-Ptr			Rebounds			PF	TP	A	TO	Blk	Stl	Min
		FG-FGA	FG-FGA	FT-FTA	Off	Def	Tot	Off	Def	Tot							
30	Nathan Scheer	f	0-0	0-0	2-3	1	0	1	3	2	0	5	0	1	20		
34	Kyle Weems	f	4-14	1-4	4-6	1	8	9	5	13	2	2	0	1	31		
00	Anthony Downing	g	6-15	2-7	3-4	0	6	6	3	17	6	4	0	2	45		
01	Keith Pickens	g	3-5	0-0	2-6	2	8	10	4	8	2	2	2	0	38		
05	Jarmar Gulley	g	7-11	3-3	3-4	4	4	8	4	20	2	3	0	1	28		
21	Caleb Patterson	g	3-6	0-0	1-2	3	0	3	1	7	0	5	0	0	14		
33	Corey Copeland	g	0-1	0-0	0-0	0	2	2	0	0	0	1	0	0	4		
42	Christian Kirk	g	1-3	0-0	0-0	2	2	4	4	2	0	1	1	0	23		
50	Isaiah Rhine	g	0-3	0-0	1-2	3	1	4	1	1	0	1	1	0	8		
55	Michael Bizoukas	g	0-1	0-1	0-0	0	0	0	5	0	3	0	0	0	14		
Team						2	1	3									
Totals			24-59	6-15	16-27	18	32	50	30	70	15	24	4	5	225		
FG % 1st Half:		12-19	63.2%	2nd half:	9-31	29.0%	OT:	3-9	33.3%	Game:	24-59	40.7%	Deadball Rebounds				
3FG % 1st Half:		4-7	57.1%	2nd half:	1-4	25.0%	OT:	1-4	25.0%	Game:	6-15	40.0%	4				
FT % 1st Half:		6-11	54.5%	2nd half:	9-12	75.0%	OT:	1-4	25.0%	Game:	16-27	59.3%					

### UE 75 • 15-14, 9-9 MVC

#	Player	Total			3-Ptr			Rebounds			PF	TP	A	TO	Blk	Stl	Min
		FG-FGA	FG-FGA	FT-FTA	Off	Def	Tot	Off	Def	Tot							
32	Harris,Kenny	f	1-5	0-1	9-10	0	4	4	4	11	0	4	0	1	29		
34	Holmes,Denver	f	3-8	2-4	0-0	1	1	2	5	8	3	1	0	1	31		
05	Taylor,Troy	g	4-6	0-0	4-5	2	3	5	3	12	3	2	0	5	37		
11	Ryan,Colt	g	4-10	2-4	2-3	0	5	5	5	12	3	2	0	1	29		
22	Cox,Ned	g	4-15	2-6	7-8	0	2	2	1	17	6	1	0	1	39		
00	Sawwell,Ryan	g	4-8	0-0	3-4	1	4	5	3	11	1	2	0	2	35		
01	Nelson,Jordan	g	0-0	0-0	0-0	0	0	0	0	0	0	0	0	0	3		
04	Jones,Lewis	g	2-6	0-0	0-0	2	2	4	2	4	1	0	0	0	22		
Team						1	3	4									
Totals			22-58	6-15	25-30	7	24	31	23	75	17	12	0	11	225		
FG % 1st Half:		10-31	32.3%	2nd half:	11-24	45.8%	OT:	1-3	33.3%	Game:	22-58	37.9%	Deadball Rebounds				
3FG % 1st Half:		2-8	25.0%	2nd half:	4-6	66.7%	OT:	0-1	0.0%	Game:	6-15	40.0%	2				
FT % 1st Half:		4-6	66.7%	2nd half:	10-12	83.3%	OT:	11-12	91.7%	Game:	25-30	83.3%					

Officials: Bob Staffen, Charles Robinson, Ed Crenshaw  
Technical fouls: Missouri State-None. UE-None.  
Attendance: 6421

Score by periods	1st	2nd	OT	Total
Missouri State	34	28	8	70
UE	26	36	13	75

Points	In	Off	2nd	Fast	Bench
MSU	30	11	8	4	10
UE	18	19	2	4	15

Last FG - MSU OT-00:02, UE OT-04:16.  
Largest lead - MSU by 10 2nd-19:31, UE by 6 OT-00:14.

Score tied - 6 times.  
Lead changed - 5 times.

## Official Basketball Box Score -- Game Totals -- Final Statistics UE vs Creighton 3/3/12 4:00 PM CT at Scottrade Center, St. Louis, MO

### UE 71 • 16-15, 9-9 MVC

#	Player	Total			3-Ptr			Rebounds			PF	TP	A	TO	Blk	Stl	Min
		FG-FGA	FG-FGA	FT-FTA	Off	Def	Tot	Off	Def	Tot							
00	Sawwell,Ryan	f	3-4	0-0	2-2	1	1	2	4	8	0	1	0	0	13		
32	Harris,Kenny	f	6-12	1-2	4-6	0	3	3	4	17	1	0	1	3	25		
05	Taylor,Troy	g	4-5	0-0	0-0	0	3	3	5	8	5	1	0	2	30		
11	Ryan,Colt	g	3-12	0-2	7-9	0	1	1	2	13	2	1	0	0	36		
34	Holmes,Denver	g	4-11	3-4	0-0	0	0	0	1	11	2	0	0	0	34		
01	Nelson,Jordan	g	0-2	0-2	0-0	0	0	0	0	0	0	0	0	0	4		
03	Peeler,Matt	g	1-1	0-0	1-3	1	0	1	0	3	0	0	0	0	3		
04	Jones,Lewis	g	0-4	0-1	2-4	0	0	0	3	2	0	0	0	0	15		
10	Moore,Jaylon	g	2-3	0-0	0-0	1	2	3	1	4	0	1	1	0	15		
22	Cox,Ned	g	2-5	0-2	1-1	0	2	2	2	5	3	1	0	1	18		
25	Cesnulevisius,Rokas	g	0-0	0-0	0-0	0	0	0	1	0	0	0	1	0	7		
Team						2	0	2									
Totals			25-59	4-13	17-25	5	12	17	23	71	13	5	3	6	200		
FG % 1st Half:		12-30	40.0%	2nd half:	13-29	44.8%	Game:	25-59	42.4%	Deadball Rebounds							
3FG % 1st Half:		1-4	25.0%	2nd half:	3-9	33.3%	Game:	4-13	30.8%	4							
FT % 1st Half:		5-6	83.3%	2nd half:	12-19	63.2%	Game:	17-25	68.0%								

### Creighton 99 • 27-5, 14-4 MVC

#	Player	Total			3-Ptr			Rebounds			PF	TP	A	TO	Blk	Stl	Min
		FG-FGA	FG-FGA	FT-FTA	Off	Def	Tot	Off	Def	Tot							
03	McDermott,Doug	f	3-4	0-0	8-10	1	8	9	1	14	1	2	0	0	23		
00	Echenique,Gregory	c	8-11	0-0	4-5	6	3	9	1	20	0	2	3	1	20		
10	Gibbs,Grant	g	2-6	2-3	0-0	0	2	2	2	6	2	3	0	0	27		
12	Manigat,Jahenns	g	1-2	1-2	1-2	0	3	3	2	4	0	1	0	0	19		
30	Young,Antoine	g	3-4	0-0	7-7	0	2	2	0	13	6	0	0	1	20		
01	Chatman,Austin	g	1-3	0-1	0-0	0	2	2	0	2	7	2	0	0	20		
02	Stormberg,Taylor	g	0-2	0-2	0-0	0	1	1	2	0	1	0	0	0	3		
05	Jones,Josh	g	4-5	4-5	0-0	0	1	1	1	12	3	0	0	0	19		
11	Sebastian,Derek	g	0-0	0-0	1-2	1	0	1	1	1	0	0	0	0	3		
20	Dorwart,Matthew	g	1-1	1-1	0-0	0	0	0	1	3	0	0	0	0	3		
22	Dingman,Avery	g	2-4	2-4	0-0	0	3	3	1	6	0	1	0	0	13		
31	Artino,Will	g	5-6	0-0	0-0	1	3	4	5	10	2	1	0	1	14		
34	Wragge,Ethan	g	2-5	2-5	2-2	0	2	2	1	8	0	0	1	0	16		
Team						1	3	4									
Totals			32-53	12-23	23-28	10	33	43	18	99	22	12	4	3	200		
FG % 1st Half:		15-25	60.0%	2nd half:	17-28	60.7%	Game:	32-53	60.4%	Deadball Rebounds							
3FG % 1st Half:		8-11	72.7%	2nd half:	4-12	33.3%	Game:	12-23	52.2%	4							
FT % 1st Half:		11-12	91.7%	2nd half:	12-16	75.0%	Game:	23-28	82.1%								

Officials: Scott Thornley, Michael Stuart, and Gerry Pollard  
Technical fouls: UE-Ryan,Colt, Creighton-Artino,Will; Echenique,Gregory.  
Attendance: 16271  
2012 State Farm MVC Tournament Game #8

Score by periods	1st	2nd	Total
UE	30	41	71
Creighton	49	50	99

Points	In	Off	2nd	Fast	Bench
UE	26	15	7	4	14
CU	40	6	14	4	42

Last FG - UE 2nd-00:14, CU 2nd-01:51.  
Largest lead - UE by 3 1st-14:50, CU by 30 2nd-02:34.

Score tied - 2 times.  
Lead changed - 2 times.

## Official Basketball Box Score -- Game Totals -- Final Statistics Missouri State vs UE 3/2/12 8:35 PM CT at Scottrade Center, St. Louis, MO

### Missouri State 64 • 16-16, 9-9 MVC

#	Player	Total			3-Ptr			Rebounds			PF	TP	A	TO	Blk	Stl	Min
		FG-FGA	FG-FGA	FT-FTA	Off	Def	Tot	Off	Def	Tot							
05	Jarmar Gulley	f	2-6	0-1	1-2	0	5	5	5	5	3	0	0	2	22		
34	Kyle Weems	f	8-16	3-7	4-5	3	7	10	1	23	0	2	2	0	38		
00	Anthony Downing	g	3-12	0-3	4-6	0	1	1	2	10	3	3	0	1	37		
01	Keith Pickens	g	3-3	0-0	0-0	0	0	0	4	6	1	1	0	1	24		
55	Michael Bizoukas	g	1-2	0-1	1-2	1	1	2	4	3	2	0	0	0	28		
21	Caleb Patterson	g	3-7	1-3	4-5	1	0	1	1	11	0	0	0	0	20		
30	Nathan Scheer	g	0-2	0-1	0-0	0	0	0	5	0	1	0	0	0	11		
33	Corey Copeland	g	0-1	0-0	0-0	0	0	0	0	0	0	0	0	0	7		
42	Christian Kirk	g	2-2	0-0	0-2	1	1	2	1	4	0	0	1	0	9		
50	Isaiah Rhine	g	0-0	0-0	0-0	0	0	0	0	0	0	0	0	0	4		
Team						1	0	1									
Totals			22-51	4-16	14-22	7	15	22	23	64	11	8	3	5	200		
FG % 1st Half:		11															

**2011-12 University Of Evansville  
UE Combined Team Statistics (as of Mar 03, 2012)  
All games**

<b>RECORD:</b>	<b>OVERALL</b>	<b>HOME</b>	<b>AWAY</b>	<b>NEUTRAL</b>
ALL GAMES	16-15	11-6	4-8	1-1
CONFERENCE	9-9	6-3	3-6	0-0
NON-CONFERENCE	7-6	5-3	1-2	1-1

##	Player	gp-gs	min	avg	Total		3-Point		F-Throw		Rebounds			pf	dq	a	to	blk	stl	pts	avg	
					fg-fga	fg%	3fg-fga	3fg%	ft-fa	ft%	off	def	tot									avg
11	Ryan, Colt	31-31	1121	36.2	188-438	.429	70-164	.427	181-214	.846	13	117	130	4.2	83	4	101	76	7	59	627	20.2
34	Holmes, Denver	30-30	937	31.2	119-238	.500	38-88	.432	69-79	.873	5	35	40	1.3	80	3	108	58	3	23	345	11.5
32	Harris, Kenny	31-31	877	28.3	106-227	.467	11-30	.367	128-171	.749	42	95	137	4.4	91	1	47	58	16	54	351	11.3
22	Cox, Ned	31-3	755	24.4	102-250	.408	29-81	.358	45-51	.882	11	38	49	1.6	56	2	91	39	3	14	278	9.0
00	Sawwell, Ryan	28-21	585	20.9	74-119	.622	0-0	.000	25-41	.610	38	75	113	4.0	68	2	10	17	6	17	173	6.2
13	Jahr, Jordan	8-0	131	16.4	16-47	.340	8-22	.364	6-10	.600	9	12	21	2.6	20	1	2	13	2	3	46	5.8
05	Taylor, Troy	31-31	839	27.1	59-117	.504	0-0	.000	53-70	.757	41	114	155	5.0	94	4	109	56	1	45	171	5.5
04	Jones, Lewis	31-0	531	17.1	64-152	.421	2-16	.125	34-51	.667	31	45	76	2.5	79	2	12	38	2	10	164	5.3
01	Nelson, Jordan	27-0	172	6.4	16-46	.348	12-37	.324	0-2	.000	2	8	10	0.4	9	0	2	5	1	3	44	1.6
10	Moore, Jaylon	21-1	128	6.1	10-12	.833	0-0	.000	6-15	.400	10	13	23	1.1	18	0	1	5	1	3	26	1.2
25	Cesnulevisius, Rokas	25-1	186	7.4	9-18	.500	0-0	.000	7-17	.412	16	17	33	1.3	42	1	7	8	5	4	25	1.0
03	Peeler, Matt	15-6	101	6.7	6-18	.333	0-0	.000	1-7	.143	9	12	21	1.4	23	2	0	7	3	4	13	0.9
14	Chinn, Andy	5-0	6	1.2	1-3	.333	0-1	.000	0-0	.000	1	0	1	0.2	0	0	0	1	0	0	2	0.4
20	Williams, Brandon	5-0	6	1.2	0-1	.000	0-0	.000	0-0	.000	0	1	1	0.2	0	0	0	1	0	0	0	0.0
	Team										46	49	95				10					
	Total.....	31	6375		770-1686	.457	170-439	.387	555-728	.762	274	631	905	29.2	663	22	490	392	50	239	2265	73.1
	Opponents.....	31	6375		771-1600	.482	209-550	.380	479-702	.682	327	740	1067	34.4	655	-	474	539	123	176	2232	72.0

<b>TEAM STATISTICS</b>	<b>UE</b>	<b>OPP</b>	<b>Date</b>	<b>Opponent</b>	<b>Score</b>	<b>Att.</b>			
SCORING	2265	2232	11/12/11	BUTLER	Wot 80-77	9454			
Points per game	73.1	72.0	11/16/11	INDIANA	L 73-94	9640			
Scoring margin	+1.1	-	11/19/11	OAKLAND CITY	W 80-53	3481			
FIELD GOALS-ATT	770-1686	771-1600	11-23-11	at UIC Flames	L 75-79	1987			
Field goal pct	.457	.482	11/29/11	ALABAMA STATE	W 62-55	3462			
3 POINT FG-ATT	170-439	209-550	12/3/11	TCU	Lot 68-70	5198			
3-point FG pct	.387	.380	12/06/11	at North Carolina	L 48-97	15623			
3-pt FG made per game	5.5	6.7	12/10/11	NORTH CAROLINA A&T	W 86-65	3527			
FREE THROWS-ATT	555-728	479-702	12/17/11	TENNESSEE TECH	L 70-72	4235			
Free throw pct	.762	.682	12/20/11	at Miami	W 77-75	1565			
F-Throws made per game	17.9	15.5	* 12/29/11	SOUTHERN ILLINOIS	W 78-60	6105			
REBOUNDS	905	1067	* 01/01/12	at UNI	W 76-65	3653			
Rebounds per game	29.2	34.4	* 1/4/12	WICHITA STATE	L 66-67	3916			
Rebounding margin	-5.2	-	* 01-07-12	at Illinois State	L 73-75	5333			
ASSISTS	490	474	* 01-10-12	at Indiana State	L 78-80	6790			
Assists per game	15.8	15.3	* 1/13/12	DRAKE	L 60-69	4027			
TURNOVERS	392	539	* 01/15/12	at Missouri State	Wot 87-82	7654			
Turnovers per game	12.6	17.4	* 1/18/12	BRADLEY	W 90-67	3478			
Turnover margin	+4.7	-	* 1/21/12	ILLINOIS STATE	W 79-71	6187			
Assist/turnover ratio	1.3	0.9	* 01-25-12	at Wichita State	L 74-86	10219			
STEALS	239	176	* 1/29/12	INDIANA STATE	Lo2 81-90	5836			
Steals per game	7.7	5.7	* 02-01-12	at Bradley	W 92-62	7638			
BLOCKS	50	123	* 02/04/12	at Southern Illinois	L 52-53	3378			
Blocks per game	1.6	4.0	* 2/7/2012	CREIGHTON	W 65-57	5128			
ATTENDANCE	89419	114447	* 02/12/12	at Drake	L 54-78	3477			
Home games-Avg/Game	17-5260	12-6980	* 2/15/12	UNI	W 63-62	4177			
Neutral site-Avg/Game	-	2-15342	2/18/12	WESTERN ILLINOIS	W 68-45	5147			
Score by Periods	1st	2nd	OT	OT2	Totals				
UE	1018	1181	64	2	2265				
Opponents	1061	1106	54	11	2232				
						* 02-21-12	at Creighton	Lot 92-93	16447
						* 2/25/12	MISSOURI STATE	Wot 75-70	6421
						3/2/12	vs Missouri State	W 72-64	14412
						3/3/12	vs Creighton	L 71-99	16271

\* = Conference game



**2011-12 University Of Evansville  
UE Team Game-by-Game Comparison (as of Mar 12, 2012)  
All games**

Opponent	1st	2nd	Score	Mar	Total FG	FG Pct	3-Pointers	3FG Pct	Free Throws	FT Pct	Rebounds	Assist	T/Over	Block	Steal	Fouls
BUTLER	28/37	41/32	80-77	+3	21-51/27-58	.412/.466	6-14/8-24	.429/.333	32-43/15-24	.744/.625	34/33 +1	9/16	17/18	1/5	10/6	25/29
INDIANA	27/51	46/43	73-94	(21)	24-56/33-59	.429/.559	7-16/11-21	.438/.524	18-27/17-25	.667/.680	32/37 (5)	12/24	16/12	5/5	5/7	25/22
OAKLAND CITY	36/29	44/24	80-53	+27	32-62/19-50	.516/.380	4-13/9-20	.308/.450	12-28/6-9	.429/.667	34/37 (3)	15/11	9/28	1/5	13/5	12/26
UIC Flames	27/35	48/44	75-79	(4)	28-53/25-51	.528/.490	5-12/9-13	.417/.692	14-24/20-37	.583/.541	28/40 (12)	18/15	19/23	4/3	7/8	29/22
ALABAMA STATE	32/21	30/34	62-55	+7	21-46/20-57	.457/.351	5-13/7-28	.385/.250	15-22/8-13	.682/.615	31/39 (8)	14/17	12/16	3/2	7/7	17/25
TCU	21/25	41/37	68-70	(2)	18-51/26-54	.353/.481	3-15/5-17	.200/.294	29-37/13-18	.784/.722	27/41 (14)	11/13	14/22	1/4	4/5	20/27
North Carolina	22/52	26/45	48-97	(49)	17-66/32-66	.258/.485	6-27/7-19	.222/.368	8-11/26-43	.727/.605	30/62 (32)	10/19	17/13	0/7	3/9	32/15
NORTH CAROLINA A&T	47/33	39/32	86-65	+21	24-49/21-49	.490/.429	12-19/4-15	.632/.267	26-28/19-31	.929/.613	22/38 (16)	22/12	12/24	4/3	9/6	27/21
TENNESSEE TECH	30/31	40/41	70-72	(2)	20-47/26-52	.426/.500	3-15/6-17	.200/.353	27-30/14-21	.900/.667	36/24 +12	10/14	16/13	4/2	3/6	20/21
Miami	26/35	51/40	77-75	+2	26-44/26-46	.591/.565	6-12/10-23	.500/.435	19-24/13-16	.792/.813	20/22 (2)	16/18	8/13	1/4	7/2	18/21
SOUTHERN ILLINOIS	48/27	30/33	78-60	+18	24-47/23-56	.511/.411	4-9/2-15	.444/.133	26-37/12-18	.703/.667	30/36 (6)	10/11	18/23	2/4	9/10	17/27
UNI	21/27	55/38	76-65	+11	23-48/22-54	.479/.407	6-14/8-27	.429/.296	24-26/13-23	.923/.565	32/33 (1)	12/13	16/19	0/2	11/4	23/23
WICHITA STATE	27/34	39/33	66-67	(1)	23-52/26-44	.442/.591	9-17/4-11	.529/.364	11-14/11-13	.786/.846	20/30 (10)	17/15	9/16	1/5	7/5	12/15
Illinois State	32/29	41/46	73-75	(2)	28-50/25-51	.560/.490	4-11/8-24	.364/.333	13-16/17-23	.813/.739	21/32 (11)	14/10	12/16	1/5	9/2	23/18
Indiana State	35/44	43/36	78-80	(2)	24-57/26-47	.421/.553	8-13/5-11	.615/.455	22-25/23-26	.880/.885	30/30 -	17/20	13/16	0/5	9/6	23/21
DRAKE	32/39	28/30	60-69	(9)	23-54/27-44	.426/.614	2-12/7-12	.167/.583	12-19/8-19	.632/.421	21/38 (17)	13/18	10/22	2/2	8/5	17/22
Missouri State	38/42	37/33	87-82	+5	29-64/25-57	.453/.439	4-17/7-22	.235/.318	25-29/25-32	.862/.781	35/39 (4)	16/20	6/14	0/4	9/3	26/23
BRADLEY	46/24	44/43	90-67	+23	32-63/19-44	.508/.432	12-21/7-15	.571/.467	14-21/22-30	.667/.733	36/27 +9	26/13	16/21	3/3	9/6	24/19
ILLINOIS STATE	42/27	37/44	79-71	+8	25-58/25-54	.431/.463	8-19/10-22	.421/.455	21-23/11-17	.913/.647	36/31 +5	17/18	11/12	1/3	7/4	21/20
Wichita State	34/51	40/35	74-86	(12)	26-60/29-46	.433/.630	5-14/4-9	.357/.444	17-22/24-32	.773/.750	28/30 (2)	15/19	10/12	3/7	4/4	27/17
INDIANA STATE	31/42	35/24	81-90	(9)	27-59/31-58	.458/.534	3-13/8-20	.231/.400	24-26/20-26	.923/.769	33/34 (1)	22/23	16/17	0/5	7/11	26/26
Bradley	53/27	39/35	92-62	+30	41-68/20-49	.603/.408	3-9/5-14	.333/.357	7-13/17-24	.538/.708	40/25 +15	31/13	10/18	0/4	11/3	21/17
Southern Illinois	23/34	29/19	52-53	(1)	18-44/19-44	.409/.432	4-11/2-12	.364/.167	12-16/13-19	.750/.684	26/31 (5)	15/11	16/18	1/5	8/9	18/16
CREIGHTON	33/31	32/26	65-57	+8	22-51/21-52	.431/.404	3-8/4-22	.375/.182	18-22/11-15	.818/.733	30/37 (7)	14/14	9/16	3/3	6/3	16/20
Drake	26/33	28/45	54-78	(24)	21-57/30-56	.368/.536	3-11/11-22	.273/.500	9-9/7-11	1000/.636	25/38 (13)	12/15	16/19	1/6	9/7	18/18
UNI	36/31	27/31	63-62	+1	27-54/25-49	.500/.510	7-18/5-16	.389/.313	2-7/7-9	.286/.778	26/31 (5)	19/7	12/15	1/5	7/9	12/13
WESTERN ILLINOIS	26/14	42/31	68-45	+23	23-52/16-39	.442/.410	7-13/4-8	.538/.500	15-20/9-15	.750/.600	30/30 -	15/8	10/23	1/1	11/5	19/18
Creighton	40/39	43/44	92-93	(1)	33-56/29-51	.589/.569	8-14/10-17	.571/.588	18-25/25-36	.720/.694	27/27 -	25/19	14/16	2/3	9/6	31/22
MISSOURI STATE	26/34	36/28	75-70	+5	22-58/24-59	.379/.407	6-15/6-15	.400/.400	25-30/16-27	.833/.593	31/50 (19)	17/15	12/24	0/4	11/5	23/30
Missouri State	43/34	29/30	72-64	+8	23-50/22-51	.460/.431	3-11/4-16	.273/.250	23-29/14-22	.793/.636	37/22 +15	13/11	11/8	1/3	4/5	18/23
Creighton	30/49	41/50	71-99	(28)	25-59/32-53	.424/.604	4-13/12-23	.308/.522	17-25/23-28	.680/.821	17/43 (26)	13/22	5/12	3/4	6/3	23/18

Note: Game totals are displayed in the format TEAM/OPPONENT for each category