

RECORDS



INDEX

Individual Records	2-12
Team Records	13-22
Attendance Records	20-21
Coaching Records	22-23
Overtime Results	24-25
Year-By-Year Standings	25-27
Year-By-Year Leaders	28-33
Year-By-Year Leaders (MVFC only)	34-39
League Schools in the Top 25	40-61
No. 1-ranked MVFC Teams	54, 56-57
League Schools vs. the Top 25	63-71
Top-25 Summary	64
Season-Ending Top-25 Polls	72-74



ALL-PURPOSE YARDS

Game (there have been 24 300-yard games):

- 410, Steven Rush, MSU, vs. Illinois State, 2003
- 376, Shakir Bell, INS, vs. Drake, 2012
- 373, Aaron Stecker, WIU, vs. S. Illinois, 1997
- 368, Travis Glasford, WIU, vs. Missouri State, 2004
- 353, Larry Warner, SIU, vs. Hampton, 2008
- 344, Herb Donaldson, WIU, vs. Indiana State, 2006
- 343, Jaelon Acklin, WIU, South Dakota, 2017
- 331, M. Abdulqaadir, SIU, vs. W. Va. Tech, 2002
- 331, Jody Webb, SIU, vs. Wofford, 2016
- 329, Keith Williams, MSU, vs. Illinois State, 1985
- 326, Zach Zenner, SDSU, vs. North Dakota, 2013
- 324, Zach Zenner, SDSU, vs. Montana State, 2014
- 321, Larry Warner, SIU, vs. North Dakota, 2008
- 317, Keith Williams, MSU, vs. Nicholls State, 1985
- 316, Marquis Mosely, ILS, vs. UNI, 1997
- 314, Pierre Rembert, ILS, vs. Missouri State, 2005
- 314, Herb Donaldson, WIU, vs. Missouri State, 2007
- 312, Todd Speight, WIU, vs. Stephen F. Austin, 2009
- 312, M. Abdulqaadir, SIU, vs. E. Michigan, 2002

Season:

- 2,495, David Johnson, UNI, 2014 (14 games)
- 2,419, John Crockett, NDSU, 2014 (16 games)
- 2,350, Zach Zenner, South Dakota State, 2014 (14 g)
- 2,338, Deji Karim, Southern Illinois, 2009 (13 games)
- 2,328, Marshaun Coprich, Illinois State, 2014 (15 g)
- 2,330, Arkee Whitlock, S. Illinois, 2006 (13 games)
- 2,266, Zach Zenner, South Dakota State, 2013 (14 g)
- 2,254, Jody Webb, Youngstown State, 2016 (14 g)
- 2,249, Larry Warner, S. Illinois, 2008 (12 games)
- 2,245, Aaron Stecker, Western Illinois, 1997
- 2,241, Zach Zenner, South Dakota State, 2012 (13 g)
- 2,178, Corey Lewis, UNI, 2007 (13 games)
- 2,163, Marshaun Coprich, Illinois State, 2015
- 2,142, Kariton Carpenter, Southern Illinois, 1998
- 2,105, Arkee Whitlock, S. Illinois, 2005 (13 games)
- 2,019, D.J. McNorton, NDSU, 2010 (14 games)
- #2,014, David Wright, INS, 1992 (freshman record)
- 2,008, Michael Cosey, Missouri State, 1996
- 2,007, Jamie Jones, Eastern Illinois, 1991
- 2,004, Cornell Craig, Southern Illinois, 1999

Career:

- 8,211, Zach Zenner, South Dakota St., 2011-14
- 6,822, David Johnson, UNI, 2011-14
- 5,800, Marshaun Coprich, Illinois State, 2012-15
- 5,602, Arkee Whitlock, Southern Illinois, 2004-06
- 5,583, Jamie Jones, Eastern Illinois, 1988-91
- 5,466, Travis Glasford, Western Illinois, 2002-05
- 5,415, D.J. Davis, Southern Illinois, 2016-19
- 5,341, David Wright, Indiana State, 1992-95
- 5,292, Jake Wieneke, South Dakota State, 2014-17
- 5,247, Jody Webb, Youngstown State, 2013-16
- 5,235, Pierre Strong Jr., South Dakota St., 2018-21
- 5,218, James Robinson, Illinois State, 2016-19
- 5,215, Jamaine Cook, Youngstown State, 2009-12
- 5,198, Martin Ruiz, Youngstown State, 2013-16
- 5,166, Carlos Anderson, UNI, 2009-12
- 5,151, John Crockett, North Dakota State, 2012-14
- 5,090, Corey Lewis, UNI, 2005-08
- 5,077, Tom Koutsos, Southern Illinois, 1999-03
- 5,042, Herb Donaldson, Western Illinois, 2005-08
- 4,877, Lance Lenoir, Western Illinois, 2013-16

TOTAL OFFENSE

Game:

- 571, Chris Streveler, USD, vs. Sam Houston St., 2017
- 548, Ryan Helming, UNI, vs. Western Illinois, 1999
- 542, Austin Simmons, USD vs. N. Colorado, 2018
- 527, Austin Simmons, USD vs. Houston Baptist, 2019
- 517, Kevin Glenn, ILS, vs. UNI, 1998
- 517, Mark Iannotti, SIU, vs. Indiana, 2015
- 507, Sean Payton, WIU, vs. Saginaw Valley, 1985
- 492, Matt Barr, WIU, vs. Illinois State, 2010
- 483, Sam Clemons, WIU, vs. Indiana State, 2001
- 480, Chris Streveler, USD, vs. Western Illinois, 2016
- 477, Pat Grace, UNI, vs. South Dakota, 2009
- 477, Matt Brown, ILS, vs. UNI, 2012
- 475, Luke Drone, ILS, vs. Indiana State, 2005
- 475, Taryn Christion, SDSU, vs. Southern Illinois, 2016

Season:

- 4,250, Tre Roberson, Illinois State, 2014 (15 games)
- 4,049, Taryn Christion, S. Dakota State, 2016 (13 g)
- 3,911, Mark Iannotti, S. Illinois, 2015 (11 games)
- 3,886, Trey Lance, NDSU, 2019 (16 games)
- 3,859, Matt Barr, Western Illinois, 2010 (13 games)
- 3,789, Jason Shelley, Missouri St., 2021 (12 games)
- 3,753, Carson Wentz, N. Dakota State, 2014 (16 g)
- 3,541, Austin Simmons, South Dakota, 2019 (12 g)
- 3,532, Nick Hill, Southern Illinois, 2007 (14 games)
- 3,528, Ryan Helming, UNI, 2000 (11 games)
- 3,522, Matt Brown, Illinois State, 2012 (13 games)
- 3,469, Ryan Helming, UNI, 1999 (11 games)
- 3,456, Austin Simmons, S. Dakota, 2018 (11 games)
- 3,429, Easton Stick, NDSU, 2018 (15 games)
- 3,397, Sean Payton, Eastern Illinois, 1986
- 3,353, Taryn Christion, SDSU, 2018 (13 games)
- 3,330, Chris Oladokun, SDSU, 2021 (15 games)
- 3,327, Russ Michna, W. Illinois, 2003 (13 games)
- 3,309, Mike Perish, Indiana State, 2014 (13 games)
- 3,304, Sherard Poteete, Southern Illinois, 1999 (11g)
- 3,272, Brock Jensen, North Dakota State, 2013 (15g)

Career:

- 13,050, Taryn Christion, South Dakota State, 2015-18
- 11,216, Easton Stick, North Dakota State, 2015-18
- 10,952, Matt Brown, Illinois State, 2009-12
- 10,145, Sean McGuire, Western Illinois, 2015-18
- 9,838, Brock Jensen, North Dakota State, 2010-13
- 9,579, Eric Sanders, UNI, 2004-07
- 9,460, Kurt Hess, Youngstown State, 2010-13
- 9,284, Austin Sumner, South Dakota State, 2011-14
- 9,217, Ryan Helming, UNI, 1997-00
- 9,013, Cody Kirby, Missouri State, 2007-10
- 8,994, Joel Sambursky, Southern Illinois, 2002-05
- 8,890, Justin Haddix, Western Kentucky, 2003-06
- 8,522, Kevin Glenn, Illinois State, 1997-00
- 8,391, Luke Drone, Illinois State, 2004-07
- 8,264, Tom Zetts, Youngstown State, 2003-07
- 7,977, Matt Barr, Western Illinois, 2007-10
- 7,624, Chris Streveler, South Dakota, 2016-17
- 7,531, Austin Simmons, South Dakota, 2016-19
- 7,465, Peyton Huslig, Missouri State, 2017-19
- 7,460, Mike Smith, UNI, 1985-87
- 7,393, Paul Singer, Western Illinois, 1985-88
- 7,345, Trenton Norvell, Western Illinois, 2013-16
- 7,326, Jeremy Hoog, Missouri State, 1994-97

POINTS SCORED

Game:

- 36, M. Abdulqaadir, SIU, vs. W. Virginia Tech, 2002
- 36, Travis Glasford, WIU, vs. Cheyney, 2004
- 36, Pierre Rembert, ILS, vs. Missouri State, 2005
- 36, Herb Donaldson, WIU, vs. Indiana State, 2006
- 30, Keith Williams, MSU, vs. Truman State, 1985
- 30, Travis Glasford, WIU, vs. Youngstown St., 2003
- 30, Steven Rush, MSU, vs. Illinois State, 2003
- 30, Gerald Davis, MSU, vs. Indiana State, 2007
- 30, Darrius Gates, INS, vs. S. Dakota State, 2010
- 30, Zach Zenner, SDSU, vs. Montana State, 2014
- 30, Bruce Anderson, NDSU, vs. SHSU, 2017
- 30, Dominique Dafney, INS, vs. Missouri State, 2019

Season:

- 162, Marshaun Coprich, Illinois St., 2014 (15 games)
- 158, Zach Zenner, South Dakota State, 2014 (14g)
- 150, Aaron Stecker, Western Illinois, 1997
- 150, Arkee Whitlock, S. Illinois, 2006 (13 games)
- 150, Zach Zenner, South Dakota State, 2013 (14g)
- 146, Marshaun Coprich, Illinois State, 2015 (13g)
- 145, Adam Keller, North Dakota State, 2014 (16g)
- 138, Marcus Mason, YSU, 2006 (12 games)
- 132, Herb Donaldson, Western Illinois, 2008
- 132, P.J. Mays, Youngstown State, 2001
- 132, John Crockett, North Dakota State, 2014 (16g)
- 132, Michael Schmadeke, UNI, 2014 (14 games)
- 128, Muhammad Abdulqaadir, Southern Illinois, 2002
- 126, Travis Glasford, W. Illinois, 2003 (13 games)
- 120, Toby Davis, Illinois State, 1992
- 120, Deji Karim, Southern Illinois, 2009 (13 games)
- 120, David Johnson, UNI, 2014 (14 games)

Career:

- 416, Zach Zenner, South Dakota State, 2011-14
- 399, Cam Pedersen, North Dakota State, 2015-18
- 384, David Johnson, UNI, 2010-14
- 379, Craig Coffin, Southern Illinois, 2002-06
- 374, Chase Vinatieri, South Dakota State, 2016-19
- 366, Kyle Dougherty, Southern Illinois, 2007-10
- 364, Billy Hallgren, UNI, 2007-10
- 362, Marshaun Coprich, Illinois State, 2012-15
- 362, Jake Wieneke, South Dakota State, 2014-17
- 359, Adam Keller, North Dakota State, 2012-14
- 335, Justin Langan, Western Illinois, 2001-04
- 332, Travis Glasford, Western Illinois, 2002-05
- 331, Brian Wingert, UNI, 2002-06
- 319, Justin Syrovatka, South Dakota State, 2011-14
- 312, Tom Koutsos, Southern Illinois, 1999-03
- 312, Arkee Whitlock, Southern Illinois, 2004-06
- 310, Nick Aussieker, Illinois State, 2010-14
- 308, Herb Donaldson, Western Illinois, 2005-08
- 302, Zak Kennedy, Youngstown State, 2015-18

TOUCHDOWNS SCORED

Game:

- 6, M. Abdulqaadir, SIU, vs. W. Virginia Tech, 2002
- 6, Travis Glasford, WIU, vs. Cheyney, 2004
- 6, Pierre Rembert, ILS, vs. Missouri State, 2005
- 6, Herb Donaldson, WIU, vs. Indiana State, 2006
- 5, Keith Williams, MSU, vs. Truman State, 1985
- 5, Travis Glasford, WIU, vs. Youngstown St., 2003
- 5, Steven Rush, MSU, vs. Illinois State, 2003
- 5, Gerald Davis, MSU, vs. Indiana State, 2007

5, Darius Gates, INS, vs. South Dakota State, 2010
 5, Zach Zenner, SDSU, vs. Montana State, 2014
 5, Bruce Anderson, NDSU, vs. SHSU, 2017
 5, Dominique Dafney, INS, vs. Missouri State, 2019
 Season:

27, Marshaun Coprich, Illinois State, 2014 (15 games)
 26, Zach Zenner, South Dakota State, 2014 (14g)
 25, Aaron Stecker, Western Illinois, 1997
 25, Arkee Whitlock, Southern Illinois, 2006 (13 games)
 25, Zach Zenner, South Dakota State, 2013 (14g)
 24, Marshaun Coprich, Illinois State, 2015 (13 games)
 23, Marcus Mason, Youngstown St., 2006 (12 games)
 22, Herb Donaldson, Western Illinois, 2008
 22, P.J. Mays, Youngstown State, 2001
 22, John Crockett, North Dakota State, 2014 (16g)
 21, Muhammad Abdulqadir, Southern Illinois, 2002
 21, Travis Glasford, W. Illinois, 2003 (13 games)
 20, Toby Davis, Illinois State, 1992
 20, Deji Karim, Southern Illinois, 2009 (13 games)
 20, David Johnson, UNI, 2014 (14 games)

Career:

69, Zach Zenner, South Dakota State, 2011-14
 64, David Johnson, UNI, 2010-14
 60, Marshaun Coprich, Illinois State, 2012-15
 60, Jake Wieneke, South Dakota State, 2014-17
 55, Travis Glasford, Western Illinois, 2002-05
 52, Tom Koutsos, Southern Illinois, 1999-03
 52, Arkee Whitlock, Southern Illinois, 2004-06
 51, Herb Donaldson, Western Illinois, 2005-08
 47, Kyle Minett, South Dakota State, 2008-10
 47, Martin Ruiz, Youngstown State, 2013-16
 46, James Robinson, Illinois State, 2016-19
 45, P.J. Mays, Youngstown State, 2000-02
 44, Jeff Stovall, UNI, 1993-96
 43, Dedric Ward, UNI, 1993-96
 43, Lerron Moore, Western Kentucky, 2003-06
 43, Pierre Strong Jr., South Dakota State, 2018-21
 42, John Crockett, North Dakota State, 2012-14
 41, Corey Lewis, UNI, 2005-08
 41, Jamaine Cook, Youngstown State, 2009-12
 41, D.J. McNorton, North Dakota State, 2008-11
 41, Easton Stick, North Dakota State, 2015-18

EXTRA POINTS KICKED**Game:**

14, Justin Langan, WIU, vs. Cheyney, 2004
 11, Doug Jackson, UNI, vs. Wayne State, 1988
 11, Keith Jones, WIU, vs. Iowa Wesleyan, 1995
 11, David Brown, YSU, vs. Valparaiso, 2011
 11, Ryan Weese, USD, vs. Drake, 2017
 11, Adam Vinatieri, SDSU, vs. Ark-Pine Bluff, 2018
 10, Keith Jones, WIU, vs. Murray State, 1994
 10, Joe Lopez, WIU, vs. Morgan State, 2000
 10, Scott Everhart, SIU, vs. W. Virginia Tech, 2002
 10, Craig Coffin, SIU, vs. Union (Ky.), 2005
 10, Taylor Rowan, WIU, vs. Iowa Wesleyan, 2005
 10, Kevin Mazur, ILS, vs. Indiana State, 2005
 10, Kyle Dougherty, SIU, vs. Quincy, 2010
 10, Tanner Fritschle, INS, vs. Quincy, 2013
 10, Austin Johnson, SIU, vs. Missouri State, 2015
 10, Cam Pedersen, NDSU, vs. Miss. Valley, 2017

Season:

80, Cam Pedersen, N. Dakota State, 2018 (15 games)
 76, Adam Keller, North Dakota State, 2013 (15 g)
 75, Cam Pedersen, North Dakota State, 2017 (15 g)

67, Ryan Weese, South Dakota, 2017 (13 games)
 66, Craig Coffin, Southern Illinois, 2004 (12 games)
 66, Chase Vinatieri, S. Dakota State, 2018 (13 games)
 65, Cole Frahm, South Dakota State, 2021 (15 games)
 63, Kyle Dougherty, S. Illinois, 2007 (14 games)
 62, Nick Aussieker, Illinois State, 2014 (14 games)
 60, Griffin Crosa, North Dakota St., 2019 (14 games)
 58, Adam Keller, North Dakota St., 2014 (16 games)
 58, Chase Vinatieri, S. Dakota State, 2017 (14 games)
 58, Jake Reinholz, N. Dakota State, 2021 (15 games)
 57, Adam Keller, North Dakota St., 2012 (15 games)
 57, Cam Pedersen, N. Dakota St., 2015 (14 games)
 56, Justin Langan, Western Illinois, 2002 (13 games)
 56, Chase Vinatieri, S. Dakota State, 2016 (13 games)
 55, Craig Coffin, Southern Illinois, 2006 (13 games)

Career:

#261, Cam Pedersen, North Dakota State, 2015-18
 229, Craig Coffin, Southern Illinois, 2002-06
 221, Chase Vinatieri, South Dakota State, 2016-19
 198, Kyle Dougherty, Southern Illinois, 2007-10
 191, Adam Keller, North Dakota State, 2011-14
 181, Nick Aussieker, Illinois State, 2010-14
 180, Chase Vinatieri, South Dakota State, 2015-18
 174, Justin Langan, Western Illinois, 2001-04
 172, Billy Hallgren, UNI, 2007-10
 160, Taylor Rowan, Western Illinois, 2005-08
 156, Brian Palmer, Youngstown State, 2005-07
 154, Justin Syrovatka, South Dakota State, 2011-14
 151, Brian Wingert, UNI, 2002-06
 140, Zak Kennedy, Youngstown State, 2015-18
 139, Nathan Knuffman, Western Illinois, 2013-16
 137, Keith Jones, Western Illinois, 1994-97
 130, Sean Slattery, Illinois State, 2014-17
 127, Stephen Carroll, Illinois State, 2001-04
 126, Scott Everhart, Southern Illinois, 1999-02
 125, Mason Lorber, South Dakota, 2018-21
 123, Jake Strader, Illinois State, 1997-00

CONSECUTIVE EXTRA POINTS**Season:**

#80, Cam Pedersen, North Dakota State, 2018
 67, Ryan Weese, South Dakota, 2017
 66, Craig Coffin, Southern Illinois, 2004
 65, Cole Frahm, South Dakota State, 2021
 58, Adam Keller, North Dakota State, 2014
 58, Jake Reinholz, North Dakota State, 2021
 57, Adam Keller, North Dakota State, 2013
 56, Chase Vinatieri, South Dakota State, 2016
 55, Craig Coffin, Southern Illinois, 2006
 50, Justin Syrovatka, South Dakota State, 2014
 47, Taylor Rowan, Western Illinois, 2005
 45, Billy Hallgren, UNI, 2007

Multi-Seasons:

129, Taylor Rowan, Western Illinois, 2005-08
 117, Adam Keller, North Dakota State, 2013-14
 #114, Tyler Sievertsen, UNI, 2010-13 (perfect in career)
 103, Chris James, Western Kentucky, 2004-06
 101, Brian Mitchell, UNI, 1989-91
 101, Cam Pedersen, North Dakota State, 2017-18
 98, Billy Hallgren, UNI, 2008-10
 #87, Jake Reinholz, NDSU, 2018-21 (perfect in career)
 86, Stephen Carroll, Illinois State, 2001-04
 #79, Matthew Cook, UNI, 2019-21 (perfect in career)
 76, Craig Coffin, Southern Illinois, 2003-2005
 76, Kyle Hooper, Indiana State, 2003-06

Prior to 2002, the NCAA only recognized regular-season games for records-keeping purposes. Beginning in 2002, all postseason games are now included in league and NCAA records. FCS playoff games prior to 2002 still are not factored into league or NCAA records.

- denotes NCAA record



PK Justin Langan is one of only two kickers in the league to hit two 50-yard field goals in a league game, doing so against Youngstown State in 2002.



RB David Johnson of UNI ranks in the Top 5 in a host of career scoring and rushing records. He was drafted by the Arizona Cardinals in 2014.



RB Herb Donaldson of Western Illinois ranks No. 3 with 4,746 rushing yards in his career from 2005-08. His 50 rushing TDs rank No. 5 all-time in the MVFC.



RB Zach Zenner of South Dakota State is the only player in FCS history to eclipse 2,000 rushing yards in three-straight seasons (2012, 2013, 2014).

FIELD GOALS

Game:

- 6, Zach Kutch, Illinois State, vs. Western Illinois, 2009
- 5, Rich Ehmke, E. Illinois, vs. Winona St., 1986
- 5, Brian Mitchell, UNI, vs. Idaho, 1991
- 5, Mackenzie Hoambrecker, UNI, vs. Cal Poly, 2002
- 5, Mackenzie Hoambrecker, UNI, vs. YSU, 2002
- 5, Matt Lange, WKU, vs. Eastern Kentucky, 2003
- 5, Justin Langan, WIU, vs. Montana, 2003
- 5, Taylor Rowan, WIU, vs. South Dakota State, 2007
- 5, Adam Keller, NDSU, vs. Montana, 2014
- 5, Michael Schmadeke, UNI, vs. Tenn. Tech, 2014

Season:

- #29, Adam Keller, NDSU, 2014 (16 games)
- 27, Michael Schmadeke, UNI, 2014 (14 games)
- 26, Brian Mitchell, UNI, 1990
- 25, Wayne Boyer, Missouri State, 1996
- 25, Mackenzie Hoambrecker, UNI, 2002
- 24, Austin Errthum, UNI, 2018 (13 games)
- 23, Matt Lange, Western Ky., 2003 (13 games)
- 22, Zach Kutch, Illinois, State, 2009
- 21, Travis Brawner, Missouri State, 1997
- 21, Tyler Sievertsen, UNI, 2013 (12 games)
- 21, Jose Pizano, Missouri State, 2021 (12 games)

Career:

- 64, Billy Hallgren, UNI, 2007-10
- 60, Brian Wingert, UNI, 2002-06
- 59, Brian Mitchell, UNI, 1989-91
- 59, Todd Kurz, Illinois State, 1993-96
- 56, Kyle Dougherty, Southern Illinois, 2007-10
- 56, Adam Keller, North Dakota State, 2012-14
- 56, Miles Bergner, South Dakota, 2013-16
- 55, Justin Syrovatka, South Dakota State, 2011-14
- 54, Zak Kennedy, Youngstown State, 2015-18
- 53, Justin Langan, Western Illinois, 2001-04
- 53, Jerry Nunez, Indiana State, 2016-19
- 53, Matthew Cook, UNI, 2019-21
- 52, Mackenzie Hoambrecker, UNI, 2000-02

CONSECUTIVE FIELD GOALS

- #26, Brian Mitchell, UNI, 1989-91

TWO 50-YARDERS, SAME GAME

- 57, 52, Wayne Boyer, MSU, vs. Truman St., 1996
- 55, 53, Wayne Boyer, MSU, vs. Jacksonville, 1996
- 52, 54, Mike Megyesi, INS, vs. Murray State, 2002
- 50, 53, Justin Langan, WIU, vs. YSU, 2002
- 50, 55, Taylor Rowan, WIU, vs. S. F. Austin, 2007
- 52, 51, Zach Kutch, Illinois State vs. UNI, 2009

MOST 50-YARDERS, SEASON, W/O A MISS

- #5, Wayne Boyer, Missouri State, 1996

MOST FGS, SEASON, W/O A MISS

- #15, Jon Scifres, Missouri State, 2004
- 10, Sam Crosa, Western Illinois, 2017
- 10, Pat Smith, Western Illinois, 2012

RUSHING ATTEMPTS

Game:

- 48, Willie High, EIU, vs. UNI, 1993
- 47, Toby Davis, ILS, vs. Southern Illinois, 1992

- 46, Tank Corner, UNI, vs. Southern Illinois, 1992
- 43, Derrick Franklin, INS, vs. Illinois State, 1990
- 43, Adam Benge, UNI, vs. Youngstown State, 1998
- 43, M. Abdulqaadir, SIU, vs. E. Michigan, 2002
- 43, Cody Pratt, MSU, vs. Youngstown State, 2004
- 43, Monquanta Gibson, YSU, vs. Western Ky., 2006
- 43, Jamaine Cook, YSU, vs. Illinois State, 2010
- 42, Karlton Carpenter, SIU, vs. W. Illinois, 1998
- 42, Jamaine Cook, YSU, vs. South Dakota, 2012
- 42, Marcus Weymiller, UNI, vs. S. Dakota State, 2017

Season:

- 370, Marshaun Coprich, Illinois St., 2014 (15 games)
- 368, John Crockett, N. Dakota St., 2014 (16 games)
- 364, James Robinson, Illinois State, 2019 (15 games)
- 355, Pierre Rembert, Illinois State, 2006 (13 games)
- 351, Zach Zenner, South Dakota State, 2013 (14g)
- 341, Toby Davis, Illinois State, 1992
- 337, Zach Zenner, South Dakota State, 2014 (14g)
- 324, Herb Donaldson, Western Illinois, 2008
- 323, Karlton Carpenter, Southern Illinois, 1998
- 321, Marshaun Coprich, Illinois State, 2015 (13g)
- 318, Derrick Franklin, Indiana State, 1991
- 317, Arkee Whitlock, S. Illinois, 2006 (13 games)
- 314, Willie High, Eastern Illinois, 1995
- 304, Terrance Freeney, UNI, 2003 (12 games)
- 303, Jon Frazier, Western Ky., 2002 (15 games)
- 302, Marcus Mason, YSU, 2006 (12 games)
- 300, Zach Zenner, S. Dakota State, 2012 (13 games)
- 298, Aaron Stecker, Western Illinois, 1997
- 297, Willie High, Eastern Illinois, 1994
- 297, Tom Koutsos, Southern Illinois, 2000

Career:

- 1095, Zach Zenner, South Dakota State, 2010-14
- 988, Tom Koutsos, Southern Illinois, 1999-03
- 926, Marshaun Coprich, Illinois State, 2012-15
- 918, Travis Glasford, Western Illinois, 2002-05
- 913, Willie High, Eastern Illinois, 1992-95
- 866, David Johnson, UNI, 2010-14
- 854, Martin Ruiz, Youngstown State, 2013-16
- 828, Herb Donaldson, Western Illinois, 2005-08
- 828, Lerron Moore, Western Kentucky, 2003-06
- 825, Toby Davis, Illinois State, 1989-92
- 811, Jamaine Cook, Youngstown State, 2009-12
- 797, James Robinson, Illinois State, 2016-19
- 784, David Wright, Indiana State, 1992-95
- 759, Kyle Minett, South Dakota State, 2008-10
- 752, John Crockett, North Dakota State, 2012-14
- 750, Jeff Stovall, UNI, 1993-96
- 737, Arkee Whitlock, Southern Illinois, 2004-06
- 735, Adam Benge, UNI, 1998-99, 2001-02
- 727, Jamie Jones, Eastern Illinois, 1988-91
- 720, Terrance Freeney, UNI, 2003-05
- 710, Derrick Franklin, Indiana State, 1989-91
- 704, Corey Lewis, UNI, 2005-08

RUSHING YARDS

Game (there have been 139 200-yard games)

- 349, Shakir Bell, INS, vs. Drake, 2012
- 328, Herb Donaldson, WIU, vs. Indiana State, 2006
- 314, Herb Donaldson, WIU, vs. Missouri State, 2007
- 312, M. Abdulqaadir, SIU, vs. E. Michigan, 2002
- 297, James Robinson, ILS, vs. SE Missouri St., 2019
- 295, Zach Zenner, SDSU, vs. E. Illinois, 2012
- 295, Zach Zenner, SDSU, vs. North Dakota, 2013

289, Aaron Stecker, WIU, vs. Southern Illinois, 1997
 286, Travis Glasford, WIU, vs. Missouri State, 2004
 278, Zach Zenner, SDSU, vs. SE Louisiana, 2012
 273, Herb Donaldson, WIU, vs. Missouri State, 2008
 273, Deji Karim, SIU, vs. Illinois State, 2009
 272, Pierre Rembert, ILS, vs. Missouri State, 2005
 265, Marcus Mason, YSU, vs. Western Illinois, 2006
 264, M. Abdulqaadir, SIU, vs. W. Va. Tech, 2002
 261, M. Abdulqaadir, SIU, vs. Western Illinois, 2002
 258, Marshaun Coprich, ILS, vs. E. Washington, 2014
 256, Larry Warner, SIU, vs. North Dakota, 2008
 256, Shakir Bell, INS, vs. Youngstown State, 2011
 256, James Robinson, ILS, vs. Youngstown St., 2018
 255, Toby Davis, ILS, vs. SE Missouri State, 1991
 254, Tank Corner, UNI, vs. Southern Illinois, 1992
 254, Marshaun Coprich, ILS, vs. S. Illinois, 2015
 253, Derrick Franklin, INS, vs. Murray State, 1990
 253, Pierre Strong, SDSU, vs. South Dakota, 2018
 252, Zach Zenner, SDSU, vs. Montana State, 2014

Season (there have been 127 1,000-yard rushers)

2,274, Marshaun Coprich, Illinois St., 2014 (15 games)
 2,044, Zach Zenner, S. Dakota State, 2012 (13 g)
 2,019, Zach Zenner, S. Dakota State, 2014 (14 g)
 2,015, Zach Zenner, S. Dakota State, 2013 (14 g)
 1,994, John Crockett, North Dakota State, 2014 (16g)
 1,967, Marshaun Coprich, Illinois State, 2015
 1,957, Aaron Stecker, Western Illinois, 1997
 1,899, James Robinson, Illinois State, 2019 (15 g)
 1,892, Karlton Carpenter, Southern Illinois, 1998
 1,847, Marcus Mason, YSU, 2006 (12 games)
 1,828, Arkee Whitlock, S. Illinois, 2006 (13 games)
 1,784, Herb Donaldson, Western Illinois, 2008
 1,743, Pierre Rembert, Illinois St., 2006 (13 games)
 1,693, Deji Karim, Illinois State, 2009 (13 games)
 1,686, Pierre Strong Jr., SDSU, 2021 (15 games)
 1,670, Shakir Bell, Indiana State, 2011
 1,561, Toby Davis, Illinois State, 1992
 1,559, D.J. McNorton, N. Dakota St., 2010 (14 games)
 1,553, David Johnson, UNI, 2014 (14 games)
 1,537, Jon Frazier, Western Ky., 2002 (15 games)
 1,523, Charles Tharp, Western Illinois, 2000
 1,513, Corey Lewis, UNI, 2007 (13 games)
 1,505, Derrick Franklin, Indiana State, 1991
 1,491, Herb Donaldson, Western Illinois, 2007

Career:

6,548, Zach Zenner, South Dakota State, 2011-14
 5,195, Marshaun Coprich, Illinois State, 2012-15
 4,746, Herb Donaldson, Western Illinois, 2005-08
 4,715, Tom Koutsos, Southern Illinois, 1999-03
 4,650, David Johnson, UNI, 2010-14
 4,527, Pierre Strong Jr., South Dakota State, 2018-21
 4,444, James Robinson, Illinois State, 2016-19
 4,396, Lerron Moore, Western Kentucky, 2003-06
 4,309, John Crockett, North Dakota State, 2012-14
 4,306, Martin Ruiz, Youngstown State, 2013-16
 4,242, Arkee Whitlock, Southern Illinois, 2004-06
 4,231, Willie High, Eastern Illinois, 1992-95
 4,214, Shakir Bell, Indiana State, 2010-13
 4,189, Travis Glasford, Western Illinois, 2002-05
 4,181, David Wright, Indiana State, 1992-95
 4,047, Jamaine Cook, Youngstown State, 2009-12
 4,003, Corey Lewis, UNI, 2005-08
 3,801, Kyle Minett, South Dakota State, 2008-10
 3,702, Toby Davis, Illinois State, 1989-92

3,694, Sam Ojuri, North Dakota State, 2009, 2011-13
 3,476, P.J. Mays, Youngstown State, 2000-02
 3,466, Jamie Jones, Eastern Illinois, 1988-91
 3,452, Jeff Stovall, UNI, 1993-96
 3,406, Adam Benge, UNI, 1998-02

RUSHING YARDS, by QUARTERBACK

Game

245, Donte Pimpleton, WKU, vs. Illinois State, 2001
 207, Julian Reese, INS, vs. Illinois State, 2001
 200, Aaron Bailey, UNI, vs. Portland State, 2015
 195, Demeatric Crenshaw, YSU, vs. MoState, 2021
 194, Tirrell Rennie, UNI, vs. Youngstown State, 2010
 187, Tirrell Rennie, UNI, vs. Indiana State, 2010
 187, Ryan Boyle, INS, vs. South Dakota, 2018
 174, Peyton Huslig, MSU, vs. Indiana State, 2017
 172, Easton Stick, NDSU, vs. Youngstown St., 2017
 169, Aaron Bailey, UNI, vs. S. Dakota State, 2015
 166, Trey Lance, NDSU, vs. James Madison, 2019
 161, Tre Roberson, ILS, vs. N. Dakota State, 2014
 161, Aaron Bailey, UNI, vs. Missouri State, 2015
 160, Ryan Roberts, INS, vs. Western Illinois, 2009

Season

1,334, Aaron Bailey, UNI, 2015 (14 games)
 1,291, Tirrell Rennie, UNI, 2010 (12 games)
 1,100, Trey Lance, NDSU, 2019 (16 games)
 1,034, Sheraton Fox, Indiana State, 1999
 1,029, Tre Roberson, Illinois State, 2014 (15 games)
 909, DeAndre Smith, Missouri State, 1989

Career

2,523, Easton Stick, North Dakota State, 2015-18
 2,276, DeAndre Smith, Missouri State, 1987-90
 2,176, Tirrell Rennie, UNI, 2010-11
 1,880, Jeff Ryan, Youngstown State, 1998-01

FASTEST TO 1,000 YARDS

#5 games, Zach Zenner, SDSU, 2012 -- 1,077 yards
 #5 games, M. Abdulqaadir, SIU, 2002 -- 1,012 yards
 6 games, Karlton Carpenter, SIU, 1998 -- 1,003 yards
 7 games, Aaron Stecker, WIU, 1997 -- 1,046 yards
 7 games, Michael Cosey, MSU, 1996 -- 1,070 yards
 7 games, Marcus Mason, YSU, 2006 -- 1,071 yards
 7 games, Pierre Rembert, ILS, 2006 -- 1,042 yards
 7 games, Herb Donaldson, WIU, 2007 -- 1,033 yards
 7 games, Herb Donaldson, WIU, 2008 -- 1,091 yards
 7 games, Deji Karim, SIU, 2009 -- 1,025 yards
 7 games, Pat Paschall, NDSU, 2009 -- 1,017 yards
 7 games, Shakir Bell, INS, 2011 -- 1,125 yards
 7 games, Shakir Bell, INS, 2012 -- 1,033 yards
 7 games, Zach Zenner, SDSU, 2014 -- 1,018 yards

TOUCHDOWNS RUSHING

Game:

6, Travis Glasford, WIU, vs. Cheyney, 2004
 6, Pierre Rembert, ILS, vs. Missouri State, 2005
 6, Herb Donaldson, WIU, vs. Indiana State, 2006
 5, M. Abdulqaadir, SIU, vs. W. Virginia Tech, 2002
 5, Travis Glasford, WIU, vs. Youngstown State, 2003
 5, Gerald Davis, MSU, vs. Indiana State, 2007

Season:

27, Marshaun Coprich, Illinois State, 2014 (15 games)
 25, Arkee Whitlock, Southern Illinois, 2006 (13 games)
 24, Aaron Stecker, Western Illinois, 1997
 23, Marcus Mason, Youngstown St., 2006 (12 games)

23, Zach Zenner, South Dakota State, 2013 (14g)
 23, Marshaun Coprich, Illinois Sate, 2015 (13 games)
 22, Zach Zenner, South Dakota State, 2014 (14g)
 21, Herb Donaldson, Western Illinois, 2008
 21, P.J. Mays, Youngstown State, 2001
 21, John Crockett, North Dakota State, 2014 (16g)
 20, Travis Glasford, W. Illinois, 2003 (13 games)
 20, Toby Davis, Illinois State, 1992
 20, Muhammad Abdulqaadir, Southern Illinois, 2002

Record For a QB:

19, Aaron Bailey, UNI, 2015 (14 games)
 17, DeAndre Smith, Missouri State, 1990
 17, Easton Stick, N. Dakota State, 2018 (15 games)

Career:

61, Zach Zenner, South Dakota State, 2011-14
 59, Marshaun Coprich, Illinois State, 2012-15
 52, Tom Koutsos, Southern Illinois, 1999-03
 51, Arkee Whitlock, Southern Illinois, 2004-06
 50, Herb Donaldson, Western Illinois, 2005-08
 49, David Johnson, UNI, 2010-14
 48, Travis Glasford, Western Illinois, 2002-05
 44, James Robinson, Illinois State, 2016-19
 43, Jeff Stovall, UNI, 1993-96
 43, Lerron Moore, Western Kentucky, 2003-06
 42, P.J. Mays, Youngstown State, 2000-02
 42, Kyle Minett, South Dakota State, 2008-10
 41, John Crockett, North Dakota State, 2012-14
 41, Martin Ruiz, Youngstown State, 2013-16

Record For a QB:

41, Easton Stick, North Dakota State, 2015-18
 36, DeAndre Smith, Missouri State, 1987-90

MOST GAMES, 100+ YARDS RUSHING

Season:

#14, Marshaun Coprich, Illinois State, 2014 (15 games)
 12, Pierre Rembert, Illinois State, 2006 (13 games)
 12, Zach Zenner, South Dakota State, 2013 (14 games)
 11, Zach Zenner, South Dakota State, 2014 (14 games)
 11, John Crockett, N. Dakota State, 2014 (16 games)
 10, Derrick Franklin, Indiana State, 1991
 10, Karlton Carpenter, Southern Illinois, 1998
 10, Charles Tharp, Western Illinois, 2000
 10, Pat Paschall, North Dakota State, 2009
 10, Marcus Mason, Youngstown St., 2006 (12 games)
 10, Arkee Whitlock, Southern Illinois, 2006 (13 games)
 10, Marshaun Coprich, Illinois State, 2015 (13 games)

Career:

33, Zach Zenner, South Dakota State, 2011-14
 28, Marshaun Coprich, Illinois State, 2012-15
 23, Herb Donaldson, Western Illinois, 2005-08
 23, David Johnson, UNI, 2010-14
 22, Tom Koutsos, Southern Illinois, 1999-03
 21, Willie High, Eastern Illinois, 1992-95
 21, Lerron Moore, Western Kentucky, 2003-06
 21, Kyle Minett, South Dakota State, 2008-10
 20, Arkee Whitlock, Southern Illinois, 2004-06
 20, Jamaine Cook, Youngstown State, 2009-12
 20, Shakir Bell, Indiana State, 2010-13
 20, John Crockett, North Dakota State, 2012-14
 19, David Wright, Indiana State, 1992-95
 19, Charles Tharp, Western Illinois, 1999-00
 19, Pierre Strong Jr., South Dakota State, 2018-21
 18, Corey Lewis, UNI, 2005-08
 18, Martin Ruiz, Youngstown State, 2013-16



WR Laurént Robinson of Illinois State earned league Offensive Player of the Year honors in 2005 after setting a then-league mark of 1,465 receiving yards.

CONSECUTIVE GAMES W/CATCH

- #53, Jake Wieneke, S. Dakota St., 2014-17
- 45, Tyrone Walker, Illinois State, 2009-12
- 44, Eddie Berlin, UNI, 1997-00
- 41, Lance Lenoir, Western Illinois, 2013-16
- 38, Cornell Craig, Southern Illinois, 1996-99
- 38, Darius Shepherd, N. Dakota St., 2015-17
- 35, Laurént Robinson, Illinois State, 2003-06
- 34, Dominique Barnes, Youngstown, 2008-10
- 34, Joey Borsellino, Western Illinois, 2013-16
- 33, Gunnard Twyner, Western Illinois, 1993-95
- 33, Jason Cannon, Missouri State, 1995-97
- 33, Mike Furrey, UNI, 1997-99
- 33, Clay Harbor, Missouri State, 2007-09
- 32, Dallas Goedert, S. Dakota State, 2014-17
- 32, Alan Turner, Southern Illinois, 2006-07
- 32, Julian Burton, Missouri State, 2012-14
- 32, Avante Cox, Southern Illinois, 2019-21

CONSECUTIVE COMPLETIONS

- 21, Brock Jensen, NDSU, vs. KSU (14), FSU (7), 2013
- 20, Austin Moherman, MSU, vs. Indiana St., 2000
- 19, Eric Sanders, UNI, vs. South Dakota St., 2007
- 19, Brock Jensen, NDSU, vs. SIU (4) & MSU (15), '11
- 17, Sean Payton, EIU, vs. Western Kentucky, 1986
- 17, Sam Clemons, WIU, vs. Indiana State, 2001
- 15, Tom Zetts, YSU, vs. Western Kentucky, 2004
- 15, Drew Kiel, ILS, vs. Eastern Illinois, 2009
- 15, Fred Gibson, SIU, vs. Kentucky St./Ind. St, 1989
- 14, Donny Simmons, WIU, vs. Mo. Western, 1992
- 14, *Missouri State, vs. Indiana State, 2017
- 13, Easton Stick, NDSU, vs. Missouri State, 2018
- 13, Kevin Cox, INS, vs. Southern Illinois, 1995
- 13, Nick Mertens, NDSU, vs. Austin Peay, 2008
- 13, Eric Sanders, UNI, vs. SIU (4), WIU (8), YSU (1), 2007
- 13, *Missouri State, vs. Lincoln, 2018

*Payton Huslig/J.T. Granato combined for streaks

100+ YARDS RUSHING, SAME GAME, SAME TEAM

Game:

- 3, Rafael Rice (182), Geno Blow (122), Cortes Rice (110) Illinois State, vs. Indiana State, 2007
- 3, Darian Williams (115), Derick Law (105), Taylor Brookins (110) UNI, vs. Indiana State, 2007
- 3, Joe Alessi (190), Martin Ruiz (183), Jody Webb (166) Youngstown State, vs. Missouri State, 2016
- 3, Lance Dunn (127), Bruce Anderson (118), Ty Brooks (103), North Dakota State, vs. Montana State, 2018
- 2, numerous occasions

MOST PASS ATTEMPTS

Game:

- 69, Ryan Helming, UNI, vs. Western Illinois, 1999
- 66, Kevin Glenn, ILS, vs. Western Illinois, 1997
- 65, Austin Simmons, USD, vs. Houston Baptist, 2019
- 63, Mark Iannotti, SIU, vs. Illinois State, 2015
- 63, Taryn Christian, SDSU, vs. Illinois State, 2016
- 63, Chris Streveler, USD, vs. Illinois State, 2017
- 61, Kevin Glenn, ILS, vs. UNI, 1998
- 60, Scott Gabbert, SIU, vs. Northern Illinois, 1989
- 60, Ryan Helming, UNI, vs. Illinois State, 1999

Season:

- 528, Mike Perish, Indiana State, 2014 (13 games)
- 494, Sean Payton, Eastern Illinois, 1985
- 481, Chris Streveler, South Dakota, 2017 (13 games)
- 477, Connor Sampson, Western Illinois, 2021 (11 g)
- 473, Blayne Baggett, Indiana State, 2005
- 470, Austin Simmons, South Dakota, 2018
- 439, Matt Brown, Illinois State, 2012 (13 games)
- 434, Taryn Christian, South Dakota State, 2016 (13 g)
- 428, Taryn Christian, South Dakota State, 2017 (14 g)
- 423, Sean Payton, Eastern Illinois, 1986
- 420, Nic Baker, Southern Illinois, 2021 (13 games)
- 418, Paul Singer, Western Illinois, 1987

Career:

- 1,455, Matt Brown, Illinois State, 2009-12
- 1,363, Taryn Christian, South Dakota State, 2015-18
- 1,290, Sean McGuire, Western Illinois, 2015-18
- 1,267, Austin Sumner, South Dakota State, 2011-14
- 1,172, Cody Kirby, Missouri State, 2007-10
- 1,171, Paul Singer, Western Illinois, 1985-88
- 1,156, Connor Sampson, Western Illinois, 2017-21
- 1,135, Kurt Hess, Youngstown State, 2010-13
- 1,124, Brock Jensen, North Dakota State, 2010-13
- 1,119, Kevin Glenn, Illinois State, 1997-00
- 1,094, Tom Zetts, Youngstown State, 2003-07
- 1,093, Ryan Helming, UNI, 1997-00
- 1,071, Trenton Norvell, Western Illinois, 2013-16
- 1,051, Mike Perish, Indiana State, 2012-14

MOST PASS COMPLETIONS

Game:

- 48, Austin Simmons, USD, vs. Houston Baptist, 2019
- 42, Matt Brown, ILS, vs. Eastern Illinois, 2012
- 42, Mark Iannotti, SIU, vs. Illinois State, 2015
- 41, Scott Gabbert, SIU, vs. Northern Illinois, 1989
- 41, Kevin Glenn, ILS, vs. Western Illinois, 1997
- 41, Mike Perish, INS, vs. Eastern Kentucky, 2014

Season:

- 324, Mike Perish, Indiana State, 2014 (13 games)
- 316, Chris Streveler, South Dakota, 2017 (13 games)

- 311, Connor Sampson, Western Illinois, 2021 (11 g)
- 287, Austin Simmons, S. Dakota, 2018 (11 games)
- 284, Blayne Baggett, Indiana State, 2005
- 279, Taryn Christian, South Dakota State, 2016 (13 g)
- 273, Mark Iannotti, Southern Illinois, 2015 (11 games)
- 272, Matt Brown, Illinois State, 2012 (13 games)
- 267, Austin Simmons, USD, 2019 (12 games)
- 265, Nic Baker, Southern Illinois, 2021 (13 games)
- 258, Nick Hill, Southern Illinois, 2007 (14 games)
- 256, Ryan Berry, S. Dakota State, 2008 (12 games)
- 256, Sean Payton, Eastern Illinois, 1985
- 253, Ryan Helming, UNI, 1999
- 249, Taryn Christian, South Dakota State, 2017 (14g)
- 240, Austin Sumner, South Dakota State, 2013 (14g)
- 239, Paul Singer, Western Illinois, 1987

Career:

- 927, Matt Brown, Illinois State, 2009-12
- 814, Taryn Christian, South Dakota State, 2015-18
- 770, Sean McGuire, Western Illinois, 2015-18
- 737, Austin Sumner, South Dakota State, 2011-14
- 732, Connor Sampson; Western Illinois, 2017-21
- 714, Eric Sanders, UNI, 2004-07
- 706, Kurt Hess, Youngstown State, 2010-13
- 703, Brock Jensen, North Dakota State, 2010-13
- 690, Cody Kirby, Missouri State, 2007-10
- 662, Ryan Helming, UNI, 1997-00
- 654, Tom Zetts, Youngstown State, 2003-07
- 646, Paul Singer, Western Illinois, 1985-88
- 645, Kevin Glenn, Illinois State, 1997-00
- 618, Mike Perish, Indiana State, 2012-14
- 610, Luke Drone, Illinois State, 2004-07
- 598, Easton Stick, North Dakota State, 2015-18
- 587, Trenton Norvell, Western Illinois, 2013-16
- 585, Austin Simmons, South Dakota, 2016-19
- 569, Jeremy Hoog, Missouri State, 1994-97

COMPLETION PERCENTAGE

Season:

- #.7523, Eric Sanders, UNI, 2007 (237-of-315)
- .7237, Stone Labanowitz, SIU, 2020 (110-of-152)
- .7146, Nick Hill, Southern Illinois, 2007 (258-of-361)
- .6839, Kurt Wilderman, Indiana St., 2019 (106-of-155)
- .6826, Eric Sanders, UNI, 2005 (213-of-312)
- .6787, Eric Sanders, UNI, 2006 (169-of-249)
- .6776, Cam Miller, NDSU, 2021 (103-of-152)
- .6768, Steve LaFalce, W. Illinois, 2005 (201-of-298)
- .6738, Josh Straughan, S. Illinois, 2016 (221-of-328)
- .6724, Paul McIntosh, S. Illinois, 2009 (78-of-116)
- .6718, Brock Jensen, NDSU, 2011 (219-of-326)
- .6690, Trey Lance, NDSU, 2019 (192-of-287)
- .6626, Brock Jensen, NDSU, 2013 (218-of-329)
- .6570, Chris Streveler, USD, 2017 (316-of-481)
- .6563, Mark Iannotti, S. Illinois, 2015 (273-of-416)
- .6548, Tommy Schuster, UND, 2020 (129-of-197)
- .6546, Tommy Schuster, UND, 2021 (237-of-362)
- .6521, Connor Camp, USD, 2021 (180-of-276)
- .6519, Connor Sampson, WIU, 2021 (311-of-477)
- .6509, Connor Sampson, WIU, 2020 (179-of-275)

Career (minimum 400 attempts):

- #.6959, Eric Sanders, UNI, 2004-07 (714-of-1026)
- .6828, Nick Hill, S. Illinois, 2005-07 (394-of-577)
- .6547, Tommy Schuster, UND, 2020-21 (366-of-559)
- .6453, Carson Camp, USD, 2020-21 (262-of-406)
- .6449, Mark Iannotti, SIU, 2014-15 (474-of-735)

.6405, Carson Wentz, NDSU, 2011-15 (392-of-612)
 .6371, Matt Brown, Illinois St., 2009-12 (927-of-1455)
 .6366, Chris Streveler, USD, 2016-17 (480-of-754)
 .6361, Brandon Summers, YSU, 2008-09 (341-of-536)
 .6354, Nic Baker, S. Illinois, 2018-21 (319-of-502)
 .6332, Connor Sampson, WIU, 2017-21 (732-of-1156)
 .6286, Eli Dunne, UNI, 2015-17 (325-of-517)
 .6254, Brock Jensen, NDSU, 2010-13 (703-of-1124)
 .6237, Kurt Hess, YSU, 2010-13 (708-of-1135)
 .6222, Jake Kolbe, Illinois State, 2015-16 (252-of-405)
 .6210, Pat Grace, UNI, 2007-09 (313-of-504)
 .6190, Austin Simmons, USD, 2016-19 (585-of-945)
 .6163, Steve LaFalce, WIU, 2003-06 (506-of-821)

PASSING YARDS

Game (there have been 43 400-yard games):

541, Ryan Helming, UNI, vs. Western Illinois, 1999
 537, Austin Simmons, USD, vs. Houston Baptist, 2019
 520, Chris Streveler, USD, vs. SHSU, 2017
 509, Sean Payton, EIU, vs. Saginaw Valley, 1985
 473, Matt Brown, ILS, vs. Eastern Illinois, 2012
 472, Sam Clemons, WIU, vs. Indiana State, 2001
 466, Taryn Christion, SDSU, vs. S. Illinois, 2016
 462, Austin Simmons, USD, vs. N. Colorado, 2018
 460, A.J. Porter, MSU, vs. Illinois State, 2003
 460, Nic Baker, SIU vs. SE Missouri State, 2021
 457, Kevin Glenn, ILS, vs. UNI, 1998
 452, Matt Barr, WIU, vs. Illinois State, 2010
 450, Sam Straub, SIU, vs. Western Illinois, 2016
 449, Connor Sampson, W. Illinois at Indiana St., 2021
 446, Kevin Glenn, ILS, vs. Western Illinois, 1997
 445, Pat Grace, UNI, vs. South Dakota, 2009
 441, Sean McGuire, WIU, vs. South Dakota, 2017
 440, Luke Drone, ILS, vs. Indiana State, 2005
 440, Chris Streveler, USD, vs. Illinois State, 2017
 437, Matt Barr, W. Illinois, vs. Sam Houston St., 2009
 436, Nick Hill, S. Illinois, vs. UNI, 2007

Season (has been 24 3,000-yard passing seasons):

4,134, Chris Streveler, South Dakota, 2017 (13g)
 3,714, Taryn Christion, S. Dakota State, 2016 (13g)
 3,515, Mike Perish, Indiana State, 2014 (13 games)
 3,515, Taryn Christion, S. Dakota State, 2017 (14g)
 3,469, Ryan Helming, UNI, 1999
 3,456, Sean Payton, Eastern Illinois, 1986
 3,410, Matt Barr, Western Illinois, 2010 (13 games)
 3,370, Matt Brown, Illinois State, 2012 (13 games)
 3,347, Jason Shelley, Missouri State, 2021 (12g)
 3,246, Nic Baker, Southern Illinois, 2021 (13 games)
 3,221, Tre Roberson, Illinois State, 2014 (15 games)
 3,195, Mark Iannotti, Southern Illinois, 2015 (11g)
 3,182, Connor Sampson, W. Illinois, 2021 (11 games)
 3,175, Nick Hill, Southern Illinois, 2007 (14 games)
 3,164, Chris Oladokun, SDSU, 2021 (15 games)
 3,160, Russ Michna, W. Illinois, 2003 (13 games)
 3,146, Sean Payton, Eastern Illinois, 1985
 3,145, Ryan Helming, UNI, 2000
 3,125, Mike Smith, UNI, 1986
 3,124, Austin Simmons, South Dakota, 2018 (11g)
 3,111, Carson Wentz, North Dakota State, 2014 (16g)

Career:

11,535, Taryn Christion, South Dakota State, 2015-18
 10,591, Matt Brown, Illinois State, 2009-12
 9,819, Sean McGuire, Western Illinois, 2015-18
 9,458, Austin Sumner, South Dakota State, 2011-14

9,089, Ryan Helming, UNI, 1997-00
 9,012, Eric Sanders, UNI, 2004-07
 8,926, Kurt Hess, Youngstown State, 2010-13
 8,693, Easton Stick, North Dakota State, 2015-18
 8,598, Brock Jensen, North Dakota State, 2010-13
 8,177, Cody Kirby, Missouri State, 2007-10
 8,123, Luke Drone, Illinois State, 2004-07
 8,032, Kevin Glenn, Illinois State, 1997-00
 7,929, Justin Haddix, Western Kentucky, 2003-06
 7,894, Joel Sambursky, S. Illinois, 2002-05
 7,850, Paul Singer, Western Illinois, 1985-88
 7,728, Tom Zetts, Youngstown State, 2003-07
 7,493, Mike Smith, UNI, 1985-87
 7,187, Trenton Norvell, Western Illinois, 2013-16
 7,150, Connor Sampson, Western Illinois, 2017-21
 7,049, Jay Johnson, UNI, 1989-92
 6,976, Matt Barr, Western Illinois, 2007-10
 6,959, Jeremy Hoog, Missouri State, 1994-97

PASSING YARDS, FRESHMAN QB

Season:

2,786, Trey Lance, North Dakota State, 2019
 2,778, Will McElvain, UNI, 2019
 2,450, Sawyer Kollmorgen, UNI, 2012
 2,382, Austin Sumner, South Dakota State, 2011
 2,369, Matt Brown, Illinois State, 2009
 2,265, Kevin Glenn, Illinois State, 1997
 2,252, Carson Camp, South Dakota, 2021
 2,140, Trenton Norvell, Western Illinois, 2013
 2,117, Kurt Hess, Youngstown State, 2010

TOUCHDOWN PASSES THROWN

Game:

7, Ryan Berry, SDSU, vs. Illinois State, 2008
 6, Mike Smith, UNI, vs. McNeese State, 1986
 6, Kevin Glenn, ILS, vs. Southern Utah, 1998
 6, Sherard Poteete, SIU, vs. Murray State, 1999
 6, Matt Barr, WIU, vs. Illinois State, 2010
 6, Austin Sumner, SDSU, vs. Western Illinois, 2014
 6, Mark Iannotti, SIU, vs. SE Missouri State, 2014

Season:

35, Taryn Christion, South Dakota State, 2017 (14g)
 34, Brock Jensen, North Dakota State, 2013 (15g)
 32, Chris Streveler, South Dakota, 2017 (13 games)
 32, Taryn Christion, South Dakota State, 2018 (13g)
 31, Ryan Helming, UNI, 1999
 30, Ryan Berry, South Dakota State, 2008 (12 games)
 30, Ryan Helming, UNI, 2000
 30, Tre Roberson, Illinois State, 2014 (15 games)
 30, Taryn Christion, South Dakota State, 2016 (13g)
 28, Nick Hill, Southern Illinois, 2007 (14 games)
 28, Easton Stick, North Dakota State, 2017 (15g)
 28, Easton Stick, North Dakota State, 2018 (15g)
 28, Trey Lance, North Dakota State, 2019 (16 games)
 27, Mike Smith, UNI, 1986
 27, Matt Barr, Western Illinois, 2010 (13 games)
 27, Matt Brown, Illinois State, 2012 (13 games)
 27, Austin Simmons, South Dakota, 2019 (12 games)
 27, Nic Baker, Southern Illinois, 2021 (13 games)

Career:

104, Taryn Christion, South Dakota State, 2015-18
 88, Easton Stick, North Dakota State, 2015-18
 78, Matt Brown, Illinois State, 2009-12
 77, Ryan Helming, UNI, 1997-00

75, Kurt Hess, Youngstown State, 2010-13
 72, Brock Jensen, North Dakota State, 2010-13
 72, Sean McGuire, Western Illinois, 2015-18
 70, Eric Sanders, UNI, 2004-07
 65, Joel Sambursky, Southern Illinois, 2002-05
 65, Austin Sumner, South Dakota State, 2011-14
 61, Paul Singer, Western Illinois, 1985-88
 61, Kevin Glenn, Illinois State, 1997-00
 61, Luke Drone, Illinois State, 2004-07
 56, Mike Smith, UNI, 1985-87
 54, Chris Streveler, South Dakota, 2016-17
 53, Trenton Norvell, Western Illinois, 2013-16
 52, Austin Simmons, South Dakota, 2016-19
 51, Tom Zetts, Youngstown State, 2003-07

MOST WINS BY FCS QBs

Career:

49, Easton Stick, North Dakota State, 2015-18
 48, Brock Jensen, North Dakota State, 2010-13
 43, Armanti Edwards, Appalachian State, 2006-09

MOST PASS RECEPTIONS

Game:

19, Jaelon Acklin, WIU, vs. South Dakota, 2017
 17, Sam Logan, INS, vs. Murray State, 2005
 16, Eddie Galles, UNI, vs. Southern Illinois, 2003
 14, Eddie Berlin, UNI, vs. Western Illinois, 1999
 14, Frisman Jackson, WIU, vs. Indiana St., 2001
 14, Dwayne Smith, ILS, vs. Illinois, 2003
 14, Laurént Robinson, ILS, vs. Indiana State, 2005
 14, Eyad Salem, ILS, vs. North Dakota State, 2009
 14, Eyad Salem, ILS, vs. Southern Illinois, 2009
 14, Marvon Sanders, ILS, vs. Youngstown St., 2010
 14, Billy Reed, SIU, vs. Illinois State, 2015
 14, Malik Earl, MSU, vs. Western Illinois, 2017
 14, Dennis Houston, WIU, vs. SDSU, 2021

Season:

92, Eyad Salem, Illinois State, 2009
 92, Dallas Goedert, South Dakota State, 2016 (13g)
 90, Tyrone Walker, Illinois State, 2012 (13 games)
 90, Dennis Houston, Western Illinois, 2021 (11g)
 86, Mike Furrey, UNI, 1998
 86, Laurént Robinson, Illinois State, 2005
 84, Jaelon Acklin, Western Illinois, 2017 (12 games)
 83, Lance Lenoir, Western Illinois, 2015 (13 games)
 82, Mike Furrey, UNI, 1997
 81, MyCole Pruitt, Southern Illinois, 2014 (12 games)
 78, Jason Schneider, South Dakota State, 2013 (14g)
 78, Jake Wieneke, South Dakota State, 2016 (13g)
 77, Cornell Craig, Southern Illinois, 1999
 77, Sam Logan, Indiana State, 2005
 77, Donald Jones, Youngstown State, 2009
 77, Warren Holloway, N. Dakota St., 2011 (15 games)
 76, Lance Lenoir Jr., Western Illinois, 2016 (11g)
 75, Lance Lenoir Jr., Western Illinois, 2014 (12g)

Career:

288, Jake Wieneke, South Dakota State, 2014-17
 273, Lance Lenoir Jr., Western Illinois, 2013-16
 250, Tyrone Walker, Illinois State, 2009-12
 249, Eddie Berlin, UNI, 1997-00
 242, Mike Furrey, UNI, 1997-99
 221, MyCole Pruitt (TE), Southern Illinois, 2011-14
 207, Cornell Craig, Southern Illinois, 1996-99
 204, Landon Lenoir, Southern Illinois, 2016, 2018-21

198, Dallas Goedert (TE), South Dakota St., 2014-17
 196, Sam Logan, Indiana State, 2002-06
 195, Zach Vraa, North Dakota State, 2011-15
 192, Laurént Robinson, Illinois State, 2003-06
 188, Darrius Shepherd, North Dakota State, 2015-18
 186, Eyad Salem, Illinois State, 2007-09
 184, Joey Borsellino, Western Illinois, 2013-16
 176, Dedic Ward, UNI, 1993-96
 175, Jason Schneider, S. Dakota State, 2011-14
 175, Spencer Schnell, Illinois State, 2016-18
 169, Dennis Houston, Western Illinois, 2019-21
 168, Dominique Barnes, Youngstown St., 2007-10
 162, Rickey Garrett, Illinois State, 1996-99
 162, Cade Johnson, South Dakota State, 2017-19
 161, Warren Holloway, North Dakota State, 2008-11
 157, Tony Tate, Western Illinois, 2018-21
 156, Avante Cox, Southern Illinois, 2019-21

RECEIVING YARDS

Game (there have been 41 200-yard games):

343, Jaelon Acklin, WIU, vs. South Dakota, 2017
 292, Laurént Robinson, ILS, vs. Indiana St., 2005
 286, Mike Furrey, UNI, vs. Western Illinois, 1999
 286, Frisman Jackson, WIU, vs. Indiana St., 2001
 266, Frisman Jackson, WIU, vs. S. Utah, 2001
 260, Bob Pugh, INS, vs. Liberty, 2017
 259, Rickey Garrett, ILS, vs. Southern Utah, 1998
 253, Chris Johnson, INS, vs. Illinois State, 1986
 251, Eddie Galles, UNI, vs. Southern Illinois, 2003
 249, Steven Rush, MSU, vs. Illinois State, 2003
 247, Dedic Ward, UNI, vs. Illinois State, 1996
 245, Dedic Ward, UNI, vs. William & Mary, 1996
 243, Dwayne Smith, ILS, vs. Illinois, 2003
 243, Laurént Robinson, ILS, vs. UNI, 2005
 241, Anthony Warrum, ILS, vs. S. Dakota State, 2015
 238, Calvin Pierce, EIU, vs. Missouri State, 1986
 237, Dennis Houston, WIU, vs. Ball State, 2021
 235, Lito Senatus, WIU, vs. Sam Houston St., 2009
 234, Brett Van Roekel, USD, vs. SHSU, 2017
 231, Lance Lenoir Jr., WIU, vs. N. Arizona, 2016
Season (there have been 41 1,000-yard receivers):
 1,472, Jake Wieneke, S. Dakota State, 2015 (12g)
 1,465, Laurént Robinson, Illinois State, 2005
 1,419, Cornell Craig, Southern Illinois, 1999
 1,404, Jake Wieneke, S. Dakota State, 2014 (14g)
 1,369, Jaelon Acklin, Western Illinois, 2017 (12g)
 1,332, Cade Johnson, S. Dakota State, 2018 (13g)
 1,319, Tyrone Walker, Illinois State, 2012 (13 games)
 1,316, Jake Wieneke, S. Dakota State, 2016 (13g)
 1,293, Dallas Goedert (TE), S. Dakota St., 2016 (13g)
 1,291, Mike Furrey, UNI, 1997
 1,290, Anthony Warrum, Illinois State, 2015 (13g)
 1,222, Cade Johnson, S. Dakota State, 2019 (13g)
 1,200, Calvin Pierce, Eastern Illinois, 1986
 1,195, Eddie Berlin, UNI, 2000
 1,191, Zach Vraa, North Dakota State, 2013 (15g)
 1,184, Lance Lenoir, Western Illinois, 2015 (13g)
 1,179, Mike Furrey, UNI, 1999
 1,169, Dedic Ward, UNI, 1996
 1,165, Jaxon Janke, South Dakota State, 2021 (15g)
 1,164, Dedic Ward, UNI, 1995
 1,154, Rickey Garrett, Illinois State, 1998

Career (there have been 40 2,000-yard receivers):

5,157, Jake Wieneke, South Dakota State, 2014-17
 3,876, Dedic Ward, UNI, 1993-96
 3,796, Lance Lenoir Jr., Western Illinois, 2013-16
 3,735, Eddie Berlin, UNI, 1997-00
 3,565, Tyrone Walker, Illinois State, 2009-12
 3,544, Mike Furrey, UNI, 1997-99
 3,508, Cornell Craig, Southern Illinois, 1996-99
 3,007, Laurént Robinson, Illinois State, 2003-06
 2,988, Dallas Goedert (TE), South Dakota St., 2014-17
 2,957, Zach Vraa, North Dakota State, 2011-15
 2,872, Cade Johnson, South Dakota State, 2017-19
 2,871, Anthony Warrum, Illinois State, 2013-16
 2,841, Darrius Shepherd, N. Dakota State, 2015-18
 2,615, Landon Lenoir, Southern Illinois, 2016, 2018-21
 2,601, MyCole Pruitt (TE), Southern Illinois, 2011-14
 2,558, Rickey Garrett, Illinois State, 1996-99
 2,435, R.J. Urzendowski, N. Dakota State, 2014-17
 2,426, Reggie Gray, Western Illinois, 2002-05
 2,404, Jason Schneider, South Dakota State, 2011-14
 2,385, Sam Logan, Indiana State, 2002-06
 2,370, Andrew Williams, Youngstown State, 2011-15
 2,363, Joey Borsellino, Western Illinois, 2013-16
 2,303, Brent Little, Southern Illinois, 2002-05
 2,269, Lito Senatus, Western Illinois, 2008-10

TOUCHDOWN PASSES CAUGHT

Game:

4, Gunnard Twyner, WIU, vs. Buffalo, 1994
 4, Dedic Ward, UNI, vs. Western Illinois, 1995
 4, Rickey Garrett, ILS, vs. Kentucky State, 1998
 4, Rickey Garrett, ILS, vs. Southern Utah, 1998
 4, Steven Rush, MSU, vs. Illinois State, 2003
 4, Kaya Farris, MSU, vs. Western Illinois, 2003
 4, Dallas Goedert (TE), SDSU, vs. W. Illinois, 2016
 4, Jake Wieneke, SDSU, vs. Duquesne, 2017
 4, Cade Johnson, SDSU, vs. Montana State, 2018

Season:

17, Cade Johnson, South Dakota State, 2018 (13g)
 16, Eddie Berlin, UNI, 2000 (11 games)
 16, Jake Wieneke, S. Dakota State, 2014 (14 games)
 16, Jake Wieneke, S. Dakota State, 2016 (13 games)
 16, Jake Wieneke, S. Dakota State, 2017 (14 games)
 15, Cornell Craig, Southern Illinois, 1999 (11 games)
 15, Zach Vraa, North Dakota State, 2013 (15 games)
 15, Anthony Warrum, Illinois State, 2015 (13 games)
 14, Dedic Ward, UNI, 1996
 14, Lito Senatus, Western Illinois, 2010
 13, Rickey Garrett, Illinois State, 1998
 13, MyCole Pruitt (TE), S. Illinois, 2014 (12 games)
 12, Demeris Johnson, Western Illinois, 1992
 12, Dedic Ward, UNI, 1995
 12, Laurént Robinson, Illinois State, 2005
 12, Tyrone Walker, Illinois State, 2010
 12, Daurice Fountain, UNI, 2017 (13 games)

Career:

59, Jake Wieneke, South Dakota State, 2014-17
 41, Dedic Ward, UNI, 1993-96
 37, Cornell Craig, Southern Illinois, 1996-99
 34, Eddie Berlin, UNI, 1997-00
 32, Tyrone Walker, Illinois State, 2009-12
 31, Anthony Warrum, Illinois State, 2013-16
 29, Laurént Robinson, Illinois State, 2003-06
 28, Zach Vraa, North Dakota State, 2011-15
 28, Lance Lenoir Jr., Western Illinois, 2013-16

28, Cade Johnson, South Dakota State, 2017-19
 27, Mike Furrey, UNI, 1997-99
 25, MyCole Pruitt (TE), Southern Illinois, 2011-14
 23, Daurice Fountain, UNI, 2014-17
 22, Rickey Garrett, Illinois State, 1996-99
 22, R.J. Urzendowski, North Dakota State, 2014-17
 21, Lito Senatus, Western Illinois, 2008-10
 21, Dallas Goedert (TE), South Dakota State, 2014-17

MOST PUNTS

Game:

13, Chris Hurst, MSU, vs. McNeese State, 1995
 13, Michael Shroble, WIU, vs. Missouri, 2011
 13, Logan Bieghler, UNI, at Hawaii, 2014
 12, Jake Strader, ILS, vs. Minnesota, 1999
 12, Eddie Pena, MSU, vs. McNeese State, 2000
 12, Mike McCabe, ILS, vs. Western Illinois, 1986
 12, Chris Sullens, MSU, vs. UNI, 2015
 12, JT Bohlken, ILS, vs. UNI, 2021

Season:

96, Chris Sullens, Missouri State, 2015 (11 games)
 90, Logan Bieghler, UNI, 2014 (14 games)
 90, Osborn Umeh, Indiana State, 2014 (14 games)
 85, JT Bohlken, Illinois State, 2019 (15 games)
 84, Pat Smith, Western Illinois, 2012
 82, Gabe Mullane, Indiana State, 2008 (12 games)
 81, Chris Sullens, Missouri State, 2014 (12 games)
 79, Mark Gagliano, Southern Illinois, 1994
 77, Drew Morrison, Southern Illinois, 1986
 75, Pat Jordan, Indiana State, 2003
 75, John Praelitz, N. Dakota State, 2010 (14 games)
 75, Sam Kuhter, UNI, 2015 (14 games)
 75, Brendan Withrow, Missouri State, 2019 (11 games)
 75, Adam Fellner, Western Illinois, 2019 (12 games)

Career:

#312, Chris Sullens, Missouri State, 2012-15
 294, Adam Fellner, Western Illinois, 2017-21
 277, Mike Krause, Western Illinois, 1985-89
 264, Mark Gagliano, Southern Illinois, 1993-96
 263, Brady Schutt, South Dakota, 2017-21
 262, Mike McCabe, Illinois State, 1985-88
 262, Miles Bergner, South Dakota, 2013-16

PUNTING YARDS

Game:

543, Chris Sullens, MSU, vs. UNI, 2015
 533, Chris Hurst, MSU, vs. McNeese State, 1995
 527, Jake Strader, ILS, vs. Minnesota, 1999
 516, Logan Bieghler, UNI, vs. Hawaii, 2014
 516, JT Bohlken, ILS, vs. UNI, 2021
 513, John Amtrano, SIU, vs. Murray State, 1998
 509, Osborn Umeh, INS, vs. North Dakota State, 2015
 498, Mark Gagliano, SIU, vs. UNI, 1995
 481, Ben LeCompte, NDSU, vs. UNI, 2014
 479, Eddie Pena, MSU, vs. McNeese State, 2000
 473, Pat Jordan, INS, vs. MSU, 2003
 473, Michael Shroble, WIU, vs. Missouri, 2011

Season:

3,744, Chris Sullens, Missouri State, 2015 (11 games)
 3,708, Logan Bieghler, UNI, 2014 (14 games)
 3,507, JT Bohlken, Illinois State, 2019 (15 games)
 3,489, Osborn Umeh, Indiana State, 2014 (14 games)
 3,309, Chris Sullens, Missouri State, 2014 (12 games)

- denotes NCAA record

3,274, Mark Gagliano, Southern Illinois, 1994
 3,230, Miles Bergner, South Dakota, 2016 (11 games)
 3,208, Brendan Withrow, Missouri State, 2019 (11 g)
 3,203, Sam Kuhter, UNI, 2015 (14 games)
 3,197, John Praelvitz, N. Dakota St., 2010 (14 games)
 3,196, Pat Smith, Western Illinois, 2012
 3,185, Adam Fellner, Western Illinois, 2019 (12 games)
 3,097, Pat Jordan, Indiana State, 2003 (12 games)
 3,078, Drew Morrison, Southern Illinois, 1986
 3,050, Thomas Bouldin, Indiana State, 2017
 3,042, Mike McCabe, Illinois State, 1988

Career:

12,405, Chris Sullens, Missouri State, 2012-15
 11,978, Adam Fellner, Western Illinois, 2017-21
 11,350, Brady Schutt, South Dakota, 2017-21
 11,313, Mike Krause, Western Illinois, 1985-89
 11,223, Miles Bergner, South Dakota, 2013-16
 10,804, Mark Gagliano, Southern Illinois, 1993-96

PUNTING AVERAGE**Game (min. 3 punts):**

61.5, Mike Scifres, WIU, vs. S. Utah, 2002 (4-246)
 58.3, Kyle Bernard, UNI, vs. Iowa, 2012 (3-175 yds.)
 56.8, Mike Scifres, WIU, vs. YSU, 2002 (4-227 yds.)
 56.7, Ryan Hoffman, ILS, vs. YSU (3-170 yards)
 56.3, Mike Scifres, WIU, vs. SHSU, 2001 (3-169 yds.)
 56.3, Mike Scifres, WIU, vs. Drake, 2002 (3-169 yds.)
 56.0, Jeff Baker, WIU, vs. UNI, 1998 (4-224 yds.)
 55.8, Miles Bergner, USD, vs. NMex, 2016 (5-279)
 55.3, Jack Colquhoun, SIU, vs. SDSU, 2020 (3-166)
 55.0, Dean Priddy, SDSU, vs. Del., 2010 (4-220 yds.)
 55.0, Ben Dinkel, SDSU, vs. ILS, 2019, (3-165)
 55.0, Ben LeCompte, NDSU, vs. Ga. South (4-220)

Season:

48.0, Mike Scifres, W. Illinois, 2002 (13 games)
 47.5, Miles Bergner, South Dakota, 2016 (11 games)
 46.2, Grant Burkett, Missouri State, 2021 (12 games)
 46.1, Garret Wegner, NDSU, 2020 (10 games)
 46.0, Brady Schutt, South Dakota, 2020 (4 games)
 45.9, Ben LeCompte, N. Dakota State, 2015 (15g)
 45.8, Scott Ravanese, S. Illinois, 2007 (13 games)
 45.3, Ben LeCompte, N. Dakota State, 2014 (16g)
 45.1, Brady Schutt, South Dakota, 2012 (12 games)
 45.0, Mark Gagliano, Southern Illinois, 1996
 44.7, JT Bohlken, Illinois State, 2021 (11 games)
 44.2, Nick Liste, Youngstown State, 2013 (12 games)
 44.2, Jack Colquhoun, Southern Illinois, 2020 (10g)
 44.2, Brady Schutt, South Dakota, 2021 (12 games)
 44.1, Mike McCabe, Illinois State, 1988
 44.1, Kyle Bernard, UNI, 2012
 44.1, Lucas Hileman, Indiana State, 2012

Career (minimum 100 punts):

44.55, Ben LeCompte, North Dakota State, 2012-15
 44.44, Grant Burkett, Missouri State, 2020-21
 43.62, Lucas Hileman, Indiana State, 2011-12
 43.35, Mike Scifres, Western Illinois, 1999-02
 43.16, Brady Schutt, South Dakota, 2017-21
 42.84, Miles Bergner, South Dakota, 2013-16
 42.82, Garret Wegner, North Dakota State, 2017-20
 42.78, J.T. Bohlken, Illinois State, 2017-21
 42.70, Jack Colquhoun, Southern Illinois, 2019-21
 42.56, Scott Ravanese, Southern Illinois, 2006-09
 42.17, Ryan Hoffman, Illinois State, 2002-05
 42.12, Mark Schuler, Youngstown State, 2016-17

41.93, Sam Kuhter, UNI, 2015-17
 41.74, Thomas Bouldin, Indiana State, 2016-17
 41.71, Brendan Withrow, Missouri State, 2016-19
 41.57, Nick Liste, Youngstown State, 2010-13

MOST KICKOFF RETURNS**Season:**

50, Todd Speight, Western Illinois, 2009
 50, Deion Holliman, Missouri State, 2015
 42, Larry Patterson, Western Illinois, 2011
 38, Therral Hatfield, Indiana State, 2004
 37, Carl Berman, Indiana State, 2006
 37, Deion Holliman, Missouri State, 2016
 35, Wes Anderson, UNI, 1988
 34, Paul Anderson, South Dakota, 2016
 33, Tay Willis, Southern Illinois, 2014
 32, Ray Fouchea, Illinois State, 1996
 32, Scott Penick, Indiana State, 2003
 32, D.J. Davis, Southern Illinois, 2017
 32, Dakota Caton, Indiana State, 2018
 32, Justin Hall, Western Illinois, 2019

Career:

111, Deion Holliman, Missouri State, 2014-17
 102, Tony Gilbert, Missouri State, 1986-89

YARDS GAINED ON KO RETURN**Season:**

1,059, Deion Holliman, Missouri State, 2015
 1,047, Todd Speight, Western Illinois, 2009
 965, Larry Patterson, Western Illinois, 2011
 906, Therral Hatfield, Indiana State, 2004
 870, Tay Willis, Southern Illinois, 2014
 869, Deion Holliman, Missouri State, 2016
 845, Ray Fouchea, Illinois State, 1996
 839, Cade Johnson, South Dakota State, 2017
 836, Carlos Anderson, UNI, 2012
 835, Wes Anderson, UNI, 1988

Career:


2,455, Deion Holliman, Missouri State, 2014-17
 2,318, Carlos Anderson, UNI, 2009-12
 2,219, Tony Gilbert, Missouri State, 1986-89

MOST PUNT RETURNS**Season:**

50, Ryan Szokola, Illinois State, 2000
 48, Robbie Fresquez, Missouri State, 1995
 45, Ashlee Frazier, Western Illinois, 2000
 42, Larry Scally, Indiana State, 1996
 40, Ben Sanderson, UNI, 2002
 39, Chuck Calhoun, Missouri State, 1990
 39, Michael Sparks, Missouri State, 2003

Career:

123, Chuck Calhoun, Missouri State, 1990-93
 88, Jake Coates, Youngstown State, 2017-20
 88, Craig Turner, Southern Illinois, 2004-07
 82, Ryan Smith, North Dakota State, 2010-13
 81, Ryan Szokola, Illinois State, 1997-00
 79, Craig Phillips, Missouri State, 1986-89
 79, Kenny Shedd, UNI, 1989-92
 79, JeRyan Butler, South Dakota State, 2011-15
 78, Robbie Fresquez, Missouri State, 1994-95
 77, Von Ganaway, Indiana State, 1990-93
 77, Deon McDaniel, Illinois State, 1993-96
 77, Johnny Gray, UNI, 2005-08



WR Dedic Ward of UNI ended his career ranked No. 2 at the time in the NCAA in all-time receiving yardage with 3,876 from 1993-96.



Western Illinois punter Mike Scifres ranks No. 4 on the league's all-time list for punting average with a 43.35-yard average from 1999-02.



LB Boomer Grigsby of Illinois State was a three-time league Defensive Player of the Year and is the league's all-time tackler with 580 career stops.

WIN STREAKS, VS. LEAGUE MEMBERS

No. *Winning Team (years of streak)*

- 18 Western Illinois vs. S. Illinois (1984-02)
- 13 Youngstown vs. Indiana St. (1996-2010)
- 13 UNI vs. Missouri State (2006-2021)
- 11 NDSU vs. Missouri St. (2011-present)
- 11 NDSU vs. Illinois State (2011-present)
- 11 UNI vs. Indiana State (1991-02)
- 11 UNI vs. Youngstown State (2001-12)
- 10 S. Dakota St. vs. S. Dakota (2000-18)*
- 10 NDSU vs. Youngstown State (2012-pres.)
- 9 S. Illinois vs. W. Illinois (2002-11)
- 9 Indiana State vs. S. Illinois (1994-03)
- 9 W. Illinois vs. Indiana State (2000-09)
- 9 UNI vs. Indiana State (2003-13)
- 9 S. Illinois vs. Indiana State (2003-12)
- 8 Youngstown St. vs. Missouri St. (1996-04)
- 8 Southern Illinois vs. Illinois State (1976-83)
- 8 Western Illinois vs. Illinois State (1956-63)
- 8 Missouri State vs. Illinois State (1986-93)
- 8 Missouri St. vs. Southern Illinois (1987-94)
- 8 UNI vs. Missouri State (1990-98)
- 8 NDSU vs. S. Dakota St. (2010-16)
- 8 NDSU vs. Southern Illinois (2010-2021)

*includes 3 non-MVFC meetings

YARDS GAINED ON PUNT RETURN

Season:

- 525, Milo Popovic, UNI, 1989
- 517, Larry Scally, Indiana State, 1996
- 484, Antonio Veals, Western Ky., 2002
- 477, Kenny Shedd, UNI, 1992
- 477, Michael Sparks, Missouri State, 2003
- 464, Buck Phillips, Western Illinois, 1994

Career:

- 1,117, Craig Turner, Southern Illinois, 2004-07
- 1,081, Kenny Shedd, UNI, 1989-92
- 959, Chuck Calhoun, Missouri State, 1990-93
- 945, Ryan Smith, North Dakota State, 2010-13
- 896, Deon McDaniel, Illinois State, 1993-96
- 890, Antonio Veals, Western Kentucky, 2001-03
- 861, Johnny Gray, UNI, 2005-08
- 790, Milo Popovic, UNI, 1988-89
- 782, Larry Scally, Indiana State, 1993-96

RETURNS (ANY TYPE) FOR A TD

Game:

- 3, Buck Phillips, WIU, 1994 (2 punts, 1 interception)
- 2, Rory Lee, Western Illinois, 1993 (#2 kickoffs)
- 2, Todd Speight, WIU, 2009 (1 punt, 1 kickoff)
- 2, Marcus Williams, NDSU, 2011 (2 interceptions)
- 2, Tony Towalid, INS, 2012 (2 interceptions)
- 2, Christian Dudzik, NDSU, 2013 (2 punts)
- 2, Ray Mitchell, UNI, 2013 (2 interceptions)
- 2, Jody Webb, YSU, 2015 (2 kickoff returns)

Season:

- 4, Kenny Shedd, UNI, 1992 (#4 punts)
- 4, Buck Phillips, W. Illinois, 1994 (3 punts, 1 int.)
- 4, Marcus Williams, NDSU, 2011 (3 int., 1 kickoff)
- 3, Jason Perry, Youngstown St., 2006 (2 int., 1 punt)
- 3, Larry Warner, Southern Illinois, 2008 (3 kickoffs)
- 3, Tony Towalid, INS, 2012 (3 interceptions)
- 3, Kevin Kintzel, WIU, 2013 (2 int., 1 fumble)
- 3, Kenny James, SIU, 2015 (2 interceptions, 1 punt)

Career:

- 9, Marcus Williams, NDSU, 2010-13 (#7 by INT)
- 7, Kenny Shedd, UNI, 1989-92
- 6, Buck Phillips, Western Illinois, 1994-95
- 5, Craig Turner, Southern Illinois, 2004-07
- 5, Deion Holliman, Missouri State, 2014-17

LONG PLAYS

Field Goals

- 59, Mackenzie Hoambrecker, UNI, vs. MSU, 2002
- 58, Rich Ehmke, EIU, vs. UNI, 1986
- 57, Brian Mitchell, UNI, vs. Illinois State, 1991
- 57, Wayne Boyer, MSU, vs. Truman State, 1996
- 57, Mackenzie Hoambrecker, UNI, vs. Cal Poly, 2002
- 57, Chase Vinatieri, SDSU, vs. UNI, 2018
- 56, Mike Scifres, WIU, vs. UNI, 2000
- 56, Stephen Carroll, ILS, vs. Youngstown, 2002
- 56, Nick Terracina, YSU, vs. Liberty, 2003
- 56, Brian Wingert, UNI, vs. North Dakota, 2006
- 56, Taylor Rowan, WIU, vs. Southern Illinois, 2007
- 55, Wayne Boyer, MSU, vs. Jacksonville St., 1996
- 55, Joe Lopez, WIU, vs. Missouri State, 1998
- 55, Taylor Rowan, WIU, vs. S.F. Austin, 2007
- 55, Chase Vinatieri, SDSU, vs. UNI, 2017
- 55, Matthew Cook, UNI, vs. SDSU, 2021
- 55, Nico Gualdoni, SIU, vs. MSU, 2021

Rushing Plays

- #99, Phillip Collins, MSU, vs. WIU, 1989 (TD)
- #99, Zach Zenner, SDSU, vs. Kansas, 2012 (TD)
- #99, Dom Williams, UNI, vs. Western Illinois, 2021 (TD)
- 97, Chris Douglas, MSU, vs. Murray State, 2010 (TD)
- 97, Kobe Johnson, NDSU, vs. Indiana St., 2021 (TD)
- 95, Marcus Mason, YSU, vs. WIU, 2006 (TD)
- 95, Sam Ojuri, NDSU, vs. St. Francis, 2011 (TD)
- 95, Jordan Thompson, YSU, vs. St. Francis, 2011 (TD)
- 94, Zach Zenner, SDSU, vs. Indiana State, 2014 (TD)
- 94, Martin Ruiz, YSU, vs. Missouri State, 2016 (TD)
- 93, Deji Karim, SIU, vs. Illinois State, 2009 (TD)
- 92, Aaron Stecker, WIU, vs. Truman State, 1997 (TD)
- 92, Deji Karim, SIU, vs. Western Illinois, 2009 (TD)
- 91, Lerron Moore, WKU, vs. S. Illinois, 2003 (TD)
- 91, Pat Paschall, NDSU, vs. Wagner, 2009 (TD)
- 91, Ryan Roberts, INS, vs. Western Illinois, 2009 (TD)

Passing Plays

- #99, Jay Johnson to Kenny Shedd, UNI, vs. Okla. St., 1990
- #99, Nic Baker to Avante Cox, SIU, vs. SEMO, 2021
- 98, Derek Jensen to Jason Cannon, MSU, vs. EIU, '95
- 98, Kevin Glenn to Rickey Garrett, ILS, vs. INS, 1998
- 98, Steve LaFalce to Marco Thomas, WIU, vs. ILS, '05
- 97, Lester Anderson to Kevin Glenn, ILS, vs. Ball St., '93
- 97, Brady Davis to Spencer Schnell, ILS, vs. EIU, 2018
- 96, Rick Fahnestock to Albert Brown, WIU, vs. UNI, 1986
- 96, Chris Berg to Dedric Ward, UNI, vs. WIU, 1995
- 95, Nick Mertens to Gary Williams, NDSU vs. ILS, 2009
- 93, Mike Smith to Carl Boyd, UNI, vs. MSU, 1986
- 93, Steve Beard to Dedric Ward, UNI, vs. INS, 1996

Punts

- 90, Thomas Bouldin, INS, vs. Southern Illinois, 2017
- 89, Mike Scifres, WIU, vs. Missouri State, 2000
- 85, Troy Lefever, YSU, vs. UNI, 2000
- 83, Drew Morrison, SIU, vs. Austin Peay, 1986
- 83, Scott Ravanese, SIU, vs. Massachusetts, 2007
- 80, John Prelvitz, NDSU, vs. Missouri State, 2010
- 80, Jack Colquhoun, SIU, vs. SDSU, 2019
- 79, Steve Largent, EIU, vs. Western Illinois, 1994
- 77, Bobby Kelsey, ILS, vs. Murray State, 2008
- 76, Tim Mosler, UNI, vs. Indiana State, 1992
- 76, Sam Kuhter, UNI, vs. North Dakota State, 2017

Kickoff Returns

- #100, Chris Watson, EIU, vs. UNI, 1995
- #100, Marquis Mosely, ILS, vs. Buffalo, 1997
- #100, Aveion Cason, ILS, vs. MSU, 1999
- #100, Aveion Cason, ILS, vs. Western Illinois, 1999
- #100, JerMarsh Robinson, SIU, vs. Indiana St., 2000
- #100, Terry Tharps, WIU, vs. Sam Houston, 2001
- #100, Steven Rush, MSU, vs. Western Illinois, 2003
- #100, Steven Rush, MSU, vs. Illinois State, 2004
- #100, Tyrel Kool, SDSU, vs. Western Illinois, 2012
- #100, Josh Burch, ILS, vs. Indiana State, 2013
- #100, Ryan Smith, NDSU, vs. Indiana State, 2013
- #100, Deion Holliman, MSU, vs. South Dakota, 2015
- #100, Bruce Anderson, NDSU, vs. Montana, 2015
- #100, Christian Uphoff, ILS, vs. SDSU, 2017
- #100, Je'Quan Burton, SIU, vs. NDSU, 2018
- #100, Montrae Braswell, MSU, vs. South Dakota, 20-21
- #100, Christian Watson, NDSU, vs. UNI, 20-21
- 99, Mel Mitchell, WKU, vs. McNeese State, 2001
- 99, Reggie Gray, WIU, vs. UNI, 2003
- 99, Carlos Anderson, UNI, vs. S.F. Austin, 2010
- 99, Jalen Rima, UNI, vs. S. Dakota State, 2016
- 99, Cade Johnson, SDSU, vs. New Hampshire, 2017
- 99, Wesley Elodor, USD, vs. Missouri State, 2021

Punt Returns

- 96, Josh Lee, YSU, vs. Valparaiso, 2011
 95, Joseph Jefferson, WKU, vs. Illinois St., 2001
 95, James Norris, WIU, vs. Eastern Michigan, 2003
 94, Jalen Rima, UNI, vs. Indiana State, 2016
 90, Makinton Dorleant, UNI, vs. S. Illinois, 2015
 89, Milo Popovic, UNI, vs. Illinois State, 1989
 88, Eric Davis, MSU, vs. Central Arkansas, 2006
 88, Todd Speight, WIU, vs. Sam Houston St., 2009
 88, Eric Perkins, NDSU, vs. Richmond, 2015
 86, Jamaine Blalock, WIU, vs. Alcorn State, 1996
 86, Larry Scally, INS, vs. St. Joseph's, 1996
 86, Ashlee Frazier, WIU, vs. Mississippi Valley, 1999
 86, Antonio Veals, WKU, vs. Murray State, 2002
 86, Dominique Barnes, YSU, vs. Butler, 2010

Interception Returns for a TD

- #100, Moses Aimable, UNI, vs. W. Illinois, 1985
 #100, Ryan Doak, UNI, vs. Indiana State, 2000
 #100, Bryan Jackson, INS, vs. Eastern Illinois, 2006
 #100, Anthony Thompson, SIU, vs. Youngstown, 2012
 #100, Caleb Schaffitzel, MSU, vs. NDSU, 2012
 #100, Travis Starks, INS, vs. SE Missouri State, 2015
 98, Chris Klieman, UNI, vs. W. Illinois, 1989
 98, Marcus Williams, NDSU, vs. Youngstown, 2012
 98, Travis Starks, INS, vs. Southern Illinois, 2013
 97, Dallas Nichols, WIU, vs. Hampton, 2013
 97, Andrew Gray, USD, vs. Southern Illinois, 2017
 95, six times

Fumble Returns

- #100, Bryan Presume, SIU, vs. UNI, 2012
 #100, Tsali Lough, INS, vs. Butler, 2016
 90, Sam Wilkerson, SIU, vs. MSU, 1996
 90, Cornell Middlebrook, WIU, vs. UNI, 2002
 88, Daryl Warren, MSU, vs. SE Missouri, 2001
 88, Patrick Stoudamire, WIU, vs. Missouri State, 2009
 81, Mike Woods, INS, vs. Eastern Illinois, 2007
 80, Jonas Griffith, INS, vs. Youngstown State, 2018
 79, Tony Albrinck, INS, vs. Southern Illinois, 1999
 77, Joe Woods, ILS, vs. Western Illinois, 1991

INTERCEPTIONS**Game:**

- 3, Jeff Smith, ILS, vs. Western Illinois, 1986
 3, David Calhoun, ILS, vs. Southern Illinois, 1989
 3, Adrion Smith, MSU, vs. Indiana State, 1991
 3, Frank Spraggins, WIU, vs. MSU, 1994
 3, Ty Talton, UNI, vs. Iowa, 1995
 3, Orlando Rogers, SIU, vs. Tenn.-Martin, 1998
 3, Mike Williams, ILS, vs. Indiana State, 1993
 3, Dre Dokes, UNI, vs. Illinois State, 2004
 3, Dalys Beanum, SDSU vs. UC Davis, 2021

Season:

- 8, Willie Beamon, UNI, 1990
 7, Jeff Smith, Illinois State, 1986
 7, R.L. Reynolds, Eastern Illinois, 1986
 7, Emrick Wilcox, Western Illinois, 1988
 7, Adrion Smith, Missouri State, 1991
 7, Adrion Smith, Missouri State, 1992
 7, Frank Spraggins, Western Illinois, 1994
 7, Ty Talton, UNI, 1996
 7, Ryan Doak, UNI, 2000
 7, LeVar Greene, Youngstown State, 2001
 7, Darren Barnett, Missouri State, 2004
 7, Antonio Thomas, Western Ky., 2004 (12 games)
 7, Dre Dokes, UNI, 2006

- 7, Mike McElroy, Southern Illinois, 2009 (13 games)
 7, E.J. Jones, Illinois State, 2010
 7, Marcus Williams, NDSU, 2011 (15 games)
 7, Ben Ericksen, Illinois State, 2012 (13 games)
 7, Marcus Williams, NDSU, 2012 (15 games)
 7, Michael Tutsie, NDSU, 2019 (16 games)

Career:

- 24, Adrion Smith, Missouri State, 1990-93
 21, Marcus Williams, North Dakota State, 2010-13
 21, Jeff Smith, Illinois State, 1985-88
 18, Ty Talton, UNI, 1995-98
 18, Dre Dokes, UNI, 2003-06
 17, Frank Spraggins, Western Illinois, 1994-97
 17, Robbie Grimsley, North Dakota State, 2015-18
 16, Tre Dempsey, North Dakota State, 2014-17
 15, Mike McElroy, Southern Illinois, 2007-11
 14, R.L. Reynolds, Eastern Illinois, 1986-89
 14, Corey Lindsey, Southern Illinois, 2007-10
 14, James Hendricks, North Dakota State, 2016-19

TACKLES**Game:**

- 31, Tim Carver, EIU, vs. Texas-El Paso, 1994
 29, Jeff Mills, EIU, vs. Missouri State, 1988
 29, Ian Dominelli, YSU, vs. Cal Poly, 1999
 29, Grant Olson, NDSU, vs. Wofford, 2012
 28, Rodney Harrison, WIU, vs. W. Kentucky, 1993
 28, Brett Taylor, WIU, vs. South Dakota, 2017
 27, Galen Scott, ILS, vs. Southern Utah, 1998
 26, Tony Pryor, INS, vs. Youngstown State, 1998
 26, Edgerton Hartwell, WIU, vs. Elon College, 1999
 26, Boomer Grigsby, ILS, vs. Youngstown St., 2002
 25, Chris Libaire, INS, vs. Eastern Illinois, 1995
 25, Joe Woods, ILS, vs. Missouri State, 1991
 25, Tim Lance, EIU, vs. Western Kentucky, 1990
 25, Tim Johnson, YSU, vs. Indiana State, 1999
 25, Tim Johnson, YSU, vs. Hofstra, 2000
 25, Kyle Glazier, WIU, vs. Missouri State, 2010

Season:

- 187, Ian Dominelli, Youngstown State, 1999
 184, L.J. Fort, UNI, 2011 (13 games)
 183, Matt Soraghan, Missouri State, 1987
 180, Tim Johnson, Youngstown State, 1999
 179, Tim Carver, Eastern Illinois, 1994
 179, Boomer Grigsby, Illinois State, 2002
 179, Boomer Grigsby, Illinois State, 2003 (12 games)
 175, Galen Scott, Illinois State, 1998
 171, Dietrich Lapsley, Indiana State, 2002
 169, Edgerton Hartwell, Western Illinois, 2000
 168, Edgerton Hartwell, Western Illinois, 1999
 167, Kyle Glazier, Western Illinois, 2010 (13 games)
 165, Erik Dandy, Western Ky., 2003 (13 games)
 163, Tim Johnson, Youngstown State, 2000
 163, P.J. Jones, Missouri State, 2001
 162, Brett Taylor, Western Illinois, 2017 (12 games)

Career:

- #580, Boomer Grigsby, Illinois State, 2001-04
 565, Tim Carver, Eastern Illinois, 1992-95
 528, Galen Scott, Illinois State, 1997-00
 500, P.J. Jones, Missouri State, 1998-01
 487, Corky Martin, Missouri State, 1997-00
 476, Christian Rozeboom, S. Dakota State, 2016-19
 475, Lee Russell, Western Illinois, 2000-03
 472, Edgerton Hartwell, Western Illinois, 1998-00

MISSOURI VALLEY FB SERIES NOTES:

Most Played Rivalry -- Before Eastern Illinois left the league after the 1995 season, the Illinois State-Eastern Illinois series numbered 85 games, with ISU holding a 41-35-9 advantage. That series, which now has reached 109 meetings, began in 1901. The oldest series between current league members is 114 - between North Dakota State and North Dakota (starting in 1894) and 113 -- between South Dakota State and South Dakota (starting in 1889).

- 114 - North Dakota State vs. North Dakota (began in 1894)
 113 - South Dakota State vs. South Dakota (began in 1889)
 112 - North Dakota St. vs. South Dakota St. (began in 1903)
 109 - Illinois State vs. Eastern Illinois (began in 1901)
 104 - Illinois State vs. Western Illinois (began in 1904)
 89 - Southern Illinois vs. SE Missouri State (began in 1913)
 88 - Indiana State vs. Eastern Illinois (began in 1901)
 87 - South Dakota State vs. North Dakota (began in 1906)
 85 - North Dakota State vs. South Dakota (began in 1903)
 83 - Illinois State vs. Southern Illinois (began in 1929)
 78 - Illinois State vs. Illinois Wesleyan (began in 1887)
 75 - South Dakota State vs. Morningside (began in 1922)
 74 - Missouri State vs. SE Missouri State (began in 1917)

Longest Continuous Rivalries (current) -- North Dakota State and South Dakota State have played each other every year since 1946 (75-straight years).



RB Travis Glasford of Western Illinois was part of WIU's record-setting output (98 points) against Cheyney in 2004. He scored six TDs.

FOURTH-QUARTER COMEBACKS

Deficit	Final Score (Year)
42-21	USD 52, Weber State 49 2ot (2016)
20-0	SIU 21, No. 2 Youngstown 20 (2000)
20-0	SIU 33, Missouri State 30 (1995)
42-24	ILS 46, Missouri State 42 (1999)
31-14	W. Illinois 34, S. Illinois 31 (2018)
31-14	W. Illinois 35, Missouri St. 31 (1988)
20-3	S. Illinois 24, Murray State 20 (1997)
31-14	S. Illinois 34, N. Illinois 31 (2007)

LARGEST COMEBACKS

Deficit	Final Score (Year)
35-7	W. Illinois 38, Youngstown 35 (2021)
34-6	SDSU 50, S.F. Austin 48 (2008)
31-8	W. Illinois 35, Missouri St. 31 (1988)
21-0	YSU 37, Villanova 34 (1997)
21-0	UNI 31, Indiana State 28 (1998)
21-0	Illinois State 55, S. Illinois 48 (1999)
21-0	YSU 28, W. Illinois 24 (1999)
28-7	UNI 43, Southern Illinois 40 (2003)
28-7	S. Illinois 34, N. Illinois 31 (2007)
28-7	Illinois St. 35, Youngstown 28 (2012)
28-7	South Dakota 38, UNI 31 (2013)
27-6	Illinois St. 37, W. Illinois 34 (2014)
21-0	USD 52, Weber State 49 2ot (2016)
42-21	USD 52, Weber State 49 2ot (2016)

- 470, Wilbert Brown, Illinois State, 1988-91
- 470, Brett Taylor, Western Illinois, 2014-17
- 457, Dylan Cole, Missouri State, 2013-16
- 453, Ryan Doak, UNI, 1997-00
- 443, Chris Stevens, Illinois State, 1992-95
- 426, Jeff Mills, Eastern Illinois, 1985-86, 1988-89
- 426, Richard Moss, Indiana State, 1993-96
- 426, Matt Pedersen, UNI, 1996-99

SACKS

Game:

- 6, John Jurkovic, EIU, vs. Missouri State, 1986
- 5, Rich Zukowski, ILS, vs. Wichita State, 1986
- 5, Brent Hawkins, ILS, vs. UNI, 2005
- 5, Devon Finn, ILS, vs. Youngstown State, 1998
- 5, Ben Boothby, UNI, vs. North Dakota State, 2010
- 4, Matt Pedersen, UNI, vs. Indiana State, 1997
- 4, James Turnage, MSU, vs. UNI, 1988
- 4, Troy Lefevra, INS, vs. Murray State, 1998
- 4, Galen Scott, ILS, vs. Indiana State, 2000
- 4, Ray Robinson, ILS, vs. Youngstown State, 2003
- 4, John Hermann, UNI, vs. Northern Arizona, 2005
- 4, L.J. Fort, UNI, vs. North Dakota State, 2010
- 4, Ben Obaseki, INS, vs. Western Illinois, 2011
- 4, T.J. Lally, SDSU, vs. UC Davis, 2012
- 4, Kyle Emanuel, NDSU, vs. S. Dakota State, 2014
- 4, Pete Swenson, WIU, vs. Dayton, 2015
- 4, Rickey Neal, UNI, vs. Youngstown State, 2017

Season:

- 19.5, Kyle Emanuel, N. Dakota St., 2014 (16 games)
- 17, Brent Hawkins, Illinois State, 2005
- 17, Karter Schult, UNI, 2016 (11 games)
- 15, Michael Fox, Missouri State, 1989
- 15, William Freeney, UNI, 1992
- 14.5, Pete Swenson, Western Illinois, 2018 (11g)
- 14, William Freeney, UNI, 1990
- 14, Ray Robinson, Illinois State, 2003
- 14, Karter Schult, UNI, 2015 (14 games)
- 14, Derek Rivers, Youngstown State, 2016 (16 games)
- 14, Elerson Smith, UNI, 2019 (15 games)
- 13.5, Derrek Tuszka, NDSU, 2019 (15 games)

Career:

- 42, William Freeney, UNI, 1989-92
- 41, Derek Rivers, Youngstown State, 2013-16
- 41, Kyle Emanuel, North Dakota State, 2011-14
- 40, Bill Walter, Missouri State, 1988-91
- 38, Greg Menard, North Dakota State, 2014-18
- 37, Andre Allen, UNI, 1991-94
- 35.5 Karter Schult, UNI, 2013-16
- 32, Dan Brandenburg, Indiana State, 1992-95
- 30, Matt Mitchell, UNI, 2000-03
- 29.5, Derrek Tuszka, North Dakota State, 2016-19
- 27.5, Coulter Boyer, North Dakota State, 2008-11
- 27, John Jurkovic, E. Illinois, 1985-86, 1988-89
- 27, Michael Fox, Missouri State, 1989-90
- 26.5, Connor Underwood, Indiana State, 2012-15
- 26, Cole Jirik, North Dakota State, 2010-13
- 25.5, Ray Robinson, Illinois State, 2000-03
- 25.5, Kyle Mitchell, Indiana State, 2002-05

FUMBLE RECOVERIES

Game:

- 3, Dempster Jackson, MSU, vs. S. Illinois, 1985

Season:

- 5, R.C. Kilgore, South Dakota State, 2013 (14 games)

- 4, Preston Estes, Missouri State, 1986
- 4, Bob Bronaugh, Eastern Illinois, 1985
- 4, Jim Sarver, Eastern Illinois, 1988
- 4, Spencer Cowan, UNI, 1986
- 4, Tim Carver, Eastern Illinois, 1994
- 4, Jason Vasconez, Western Illinois, 1994
- 4, Jerry Creer, Illinois State, 1996
- 4, LeKeith Hampton, Missouri State, 1997
- 4, Ryan Szokola, Illinois State, 1998
- 4, Bart Scott, Southern Illinois, 1999
- 4, Edgerton Hartwell, Western Illinois, 2000
- 4, Richard Harris, Indiana State, 2002
- 4, Karl Maslowski, WKU, 2002 (15 games)
- 4, Tyler Johnson, UNI, 2003 (12 games)
- 4, Lee Russell, Western Illinois, 2003 (13 games)
- 4, Kyle Mitchell, Indiana State, 2005
- 4, De'Veon Harris, UNI, 2008
- 4, Winston Wright, South Dakota State, 2012 (13g)
- 4, Carlton Littlejohn, N. Dakota State, 2014 (16g)
- 4, Brett Taylor, Western Illinois, 2015 (13 games)
- 4, MJ Stumpf, North Dakota State, 2015 (15 games)
- 4, Jordan Berner, Southern Illinois, 2019 (12 games)
- 4, Michael Lawson, Western Illinois, 2021 (11 games)

Career:

- 10, Preston Estes, Missouri State, 1985-87

BLOCKED KICKS

Game:

- 3, Scott Johnson, EIU, vs. WIU, 1988 (3 PATs)
- 3, Scott Johnson, EIU, vs. Western Kentucky, 1988
- 2, Michael Fox, Missouri State, vs. UNI, 1989
- 2, Karl Anthony, MSU, vs. Eastern Illinois, 1989
- 2, Bryan Cox, WIU, vs. Montana St., 1990 (punts)
- 2, Jeff Killeen, MSU, vs. Jacksonville State, 1997
- 2, Carlos Dallis, UNI, vs. S. Illinois, 2000 (punts)
- 2, David Gunn, UNI, vs. Cal Poly, 2000 (PATs)
- 2, Chris Crowder, INS, vs. UNI, 1996
- 2, Justin Martindale, ILS, vs. Drake, 2005
- 2, Everette Pedescleaux, UNI, vs. Delaware, 2007 (PATs)
- 2, Craig Turner, SIU, vs. Ark.-Pine Bluff, 2007 (FGs)
- 2, Anthony D'Astice, WIU, vs. MSU, 2007 (punts)
- 2, Mike Sigers, NDSU, vs. E. Wash, 2010 (FGs)
- 2, Dontae McCoy, ILS, vs. South Dakota, 2012
- 2, David McDaniel, WIU, vs. UNI, 2014 (punts)
- 2, Chase Allen, SIU, vs. YSU, 2015 (FG, punt)

Season:

- 6, Scott Johnson, Eastern Illinois, 1988
- 5, Bryan Cox, Western Illinois, 1990
- 5, Xavier Williams, UNI, 2012
- 4, Daryl Holcombe, Eastern Illinois, 1988
- 4, Michael Fox, Missouri State, 1989
- 4, Brent Browner, UNI, 2001
- 4, Warren Calhoun, Illinois State, 1985
- 4, Mike Sigers, North Dakota State, 2010

Career:

- 10, Bryan Cox, Western Illinois, 1987-90
- 7, Jeff Killeen, Missouri State, 1996-99
- 7, Brent Browner, UNI, 1998-01
- 6, Scott Johnson, Eastern Illinois, 1985-88
- 6, Justin Martindale, Illinois State, 2003-06
- 6, Everette Pedescleaux, UNI, 2005-08
- 5, DeJuan Alfonzo, Indiana State, 1996-99
- 5, Daryl Holcombe, Eastern Illinois, 1985-88
- 5, Robin Johnson, Indiana State, 1999-2002

WINS*Single-Season Victories (includes playoffs):*

- 16, North Dakota State, 2019
- 15, North Dakota State, 2013, 2014, 2018
- 14, North Dakota State, 2011, 2012, 2017, 2021
- 13, North Dakota State, 2015
- 13, Youngstown State, 1997
- 13, Illinois State, 2014
- 12, North Dakota State, 2016
- 12, UNI, 1992, 1996 & 2007
- 12, Youngstown State, 1999 & 2016
- 12, Western Kentucky, 2002
- 12, Southern Illinois, 2007

Consecutive Victories (includes playoffs):

- #39, North Dakota State (2017-2021)
- 33, North Dakota State (2012-14)
- 14, North Dakota State (2015-16)
- 13, Western Kentucky (2002-03)
- 13, UNI (2006-07)
- 11, Eastern Illinois, 1986
- 11, UNI, 1985
- 11, Southern Illinois, 2009
- 10, Southern Illinois, 2003
- 10, UNI, 2008

Win Streaks (5 or more) by three teams, same season:

- 1996: INS (5), UNI (9), MSU (5), WIU (5)
- 1999: ILS (6), Youngstown State (6) (5)
- 2000: ILS (6), WIU (8), Western Kentucky (6)
- 2001: UNI (5) (5), Western Kentucky (5)
- 2004: SIU (9), UNI (6), Western Kentucky (5)
- 2006: ILS (6), SIU (5), Youngstown State (5)
- 2011: ILS (5), UNI (6), NDSU (9 & 5)
- 2012: ILS (5), INS (5), SDSU (5), NDSU (9 & 5)
- 2013: NDSU (15), SDSU (5), YSU (6)
- 2014: NDSU (9 & 6), ILS (7 & 6); UNI (6)
- 2015: NDSU (9), ILS (7), UNI (7)
- 2016: NDSU (5, 7), YSU (6)
- 2017: SDSU (7), USD (6), NDSU (8, 6)
- 2018: NDSU (15), SDSU (6), INS (5)
- 2019: NDSU (16), SDSU (6), SIU (5)

Consecutive Victories (league games only):

- 19, North Dakota State, 2017-21
- 18, North Dakota State, 2012-14
- 14, Southern Illinois, 2008-09
- 13, UNI, 1993-95
- 11, Western Illinois, 1997-1998
- 10, North Dakota State, 2016-17
- 9, UNI, 1987-88 & 2008-09
- 9, Southern Illinois, 2004-05
- 8, Missouri State, 1988-89
- 8, UNI, 1991-92 & 2006-08
- 8, Illinois State, 2014-15

Consecutive Victories to start a season:

- 16, North Dakota State, 2019 (was a perfect 16-0)
- 15, North Dakota State, 2013 (was a perfect 15-0)
- 15, North Dakota State, 2018 (was a perfect 15-0)
- 12, UNI, 2007 (lost to Delaware)
- 10, Southern Illinois, 2003 (lost at UNI)
- 9, Western Illinois, 1988 (lost at Northern Illinois)
- 9, North Dakota State, 2011 (lost to Youngstown St.)
- 9, North Dakota State, 2014 (lost at UNI)
- 8, UNI, 1992 (lost at Eastern Illinois)
- 8, North Dakota State, 2017 (lost to S. Dakota State)
- 8, North Dakota State, 2021 (lost at S. Dakota State)
- 7, Illinois State, 2014 (lost at UNI)

- 6, Youngstown State, 2000 (lost at W. Illinois)
- 6, Youngstown State, 1997 (lost at UNI)
- 6, Missouri State, 1989 (lost at Western Kentucky)
- 6, Southern Illinois, 2007 (lost at UNI)
- 6, South Dakota, 2017 (lost at Illinois State)

Consecutive League Starts of 5-0, Back-to-Back Years

- Western Illinois: 1987 (5-0), 1988 (6-0)
- UNI: 1994 (6-0), 1995 (5-0), 1986 (5-0)
- Western Illinois: 1997 (6-0), 1998 (5-0)
- Southern Illinois: 2003 (6-0), 2004 (7-0)
- N. Dakota State: 2013 (8-0); 2014 (5-0)
- N. Dakota State: 2017 (5-0); 2018 (8-0); 2019 (8-0)

POINTS*Game:*

- 98, Western Illinois, vs. Cheyney, 2004
- 90, South Dakota State, vs. Ark.-Pine Bluff, 2018
- 86, Western Illinois, vs. Iowa Wesleyan, 1995
- 82, Southern Illinois, vs. Union (Ky.), 2005
- 78, Southern Illinois, vs. Kentucky Wesleyan, 2002
- 77, UNI, vs. Wayne State, 1988
- 77, Western Illinois, vs. Mississippi Valley State, 1999
- 77, Youngstown State, vs. Valparaiso, 2011
- 77, South Dakota, vs. Drake, 2017
- 76, Southern Illinois, vs. West Virginia Tech, 2002
- 75, Illinois State, vs. West Virginia Tech, 2000
- 75, Southern Illinois, vs. St. Joseph's, 2003

Season:

- 622, North Dakota State, 2018 (15 games)
- 596, North Dakota State, 2019 (16 games)
- 581, North Dakota State, 2013 (15 games)
- 581, North Dakota State, 2017 (15 games)
- 574, Illinois State, 2014 (15 games)
- 553, South Dakota State, 2018 (13 games)
- 530, Southern Illinois, 2007 (14 games)
- 527, North Dakota State, 2014 (16 games)
- 524, North Dakota State, 2015 (15 games)
- 521, South Dakota State, 2017 (14 games)
- 511, Southern Illinois, 2004 (12 games)
- 511, North Dakota State, 2021 (15 games)
- 504, South Dakota State, 2021 (15 games)

Scoring Offense, Season:

- 42.6, Southern Illinois, 2004 (12 games)
- 39.2, Illinois State, 2005 (11 games)
- 38.7, North Dakota State, 2013 (15 games)
- 38.7, North Dakota State, 2017 (15 games)
- 38.5, Southern Illinois, 1999 (11 games)
- 38.3, Illinois State, 2014 (15 games)
- 38.2, South Dakota, 2017 (13 games)
- 37.9, Southern Illinois, 2007 (14 games)
- 37.2, Eastern Illinois, 1986 (11 games)
- 37.2, South Dakota State, 2017 (14 games)
- 37.2, North Dakota State, 2019 (16 games)

SCORING DEFENSE*Fewest Points Per Game Allowed, Season*

- 11.1, North Dakota State, 2021 (15 games)
- 11.3, North Dakota State, 2013 (15 games)
- 11.5, North Dakota State, 2012 (15 games)
- 11.6, North Dakota State, 2017 (15 games)
- 12.2, Eastern Illinois, 1989 (11 games)
- 12.2, Western Kentucky, 2001 (12 games)
- 12.3, North Dakota State, 2019 (16 games)
- 12.5, Western Illinois, 1998 (14 games)



North Dakota State celebrates its first of five-straight NCAA titles in January of 2012 after beating Sam Houston State in the title game in Frisco, Texas.



South Dakota State's Kyle Minett scored on the final play of the game in a 50-48 comeback against Stephen F. Austin in 2008 -- see Cliffhangers below.

^ -- NOTE: Categories for "fewest" in a single season do not include the COVID-shortened Spring 2021 campaign during which some league teams played as few as four games.

- 12.6, North Dakota State, 2018 (15 games)
- 12.7, North Dakota State, 2011 (15 games)
- 13.2, Missouri State, 1987 (11 games)
- 13.2, Southern Illinois, 2004 (12 games)
- 13.2, UNI, 2009 (11 games)

Fewest Total Points Allowed, Season ^

- 134, Eastern Illinois, 1989 (11 games)
- 145, Missouri State, 1987 (11 games)
- 145, UNI, 2009 (11 games)
- 146, Western Kentucky, 2001 (12 games)
- 156, Illinois State, 1985 (11 games)
- 157, Indiana State, 2012 (11 games)
- 158, UNI, 1985 (11 games)
- 158, UNI, 1991 (11 games)
- 158, Southern Illinois, 2004 (11 games)
- 161, UNI, 1995 (11 games)

PASSING DEFENSE

Fewest Yards Per Game Allowed, Season

- 116.7, Youngstown State, 2015 (11 games)
- 116.8, North Dakota State, 2008 (11 games)
- 118.2, Western Illinois, 1988 (11 games)
- 121.3, Southern Illinois, 1992 (11 games)
- 121.6, Western Illinois, 1991 (11 games)
- 123.7, UNI, 1993 (11 games)
- 126.5, Southern Illinois, 1985 (11 games)
- 129.9, Illinois State, 1988 (10 games)
- 130.8, UNI, 1991 (11 games)
- 130.9, Southern Illinois, 1989 (11 games)
- 130.9, Illinois State, 1990 (11 games)

Fewest Total Yards Allowed, Season ^

- 1,284, Youngstown State, 2015 (11 games)
- 1,285, North Dakota State, 2008 (11 games)
- 1,300, Western Illinois, 1988 (11 games)
- 1,335, Southern Illinois, 1992 (11 games)
- 1,338, Western Illinois, 1991 (11 games)

- 1,361, UNI, 1993 (11 games)
- 1,392, Southern Illinois, 1985 (11 games)
- 1,439, UNI, 1991 (11 games)
- 1,440, Southern Illinois, 1989 (11 games)
- 1,440, Illinois State, 1990 (11 games)

Pass Efficiency Defense, Season (Since 1991)

- 88.6, Western Illinois, 1991 (11 games)
- 91.1, UNI, 1993 (11 games)
- 91.7, UNI, 1991 (11 games)
- 91.7, Illinois State, 2000 (11 games)
- 91.9, Western Illinois, 1996 (12 games)
- 93.1, North Dakota State, 2017 (15 games)
- 93.5, UNI, 1995 (11 games)
- 96.5, Western Kentucky, 2001 (12 games)
- 96.7, Western Illinois, 1994 (11 games)
- 96.9, Western Illinois, 2000 (12 games)

RUSHING DEFENSE

Fewest Yards Per Game Allowed, Season

- 80.5, Illinois State, 1986 (11 games)
- 85.7, Illinois State, 2011 (11 games)
- 87.2, UNI, 2021 (12 games)
- 87.6, North Dakota State, 2021 (15 games)
- 89.5, North Dakota State, 2017 (15 games)
- 90.4, UNI, 1985 (11 games)
- 91.0, UNI, 2007 (13 games)
- 91.3, North Dakota State, 2013 (15 games)
- 92.0, Missouri State, 1996 (11 games)
- 94.2, North Dakota State, 2012 (15 games)

Fewest Total Yards Allowed, Season ^

- 805, Illinois State, 1986 (10 games)
- 943, Illinois State, 2011 (11 games)
- 994, UNI, 1985 (11 games)
- 1,012, Missouri State, 1996 (11 games)
- 1,045, Youngstown State, 2012 (11 games)
- 1,047, UNI, 2021 (12 games)

CLIFFHANGERS

Not counting overtime games, 16 league games have been decided with a score on the game's final play. Below is a list, with the final score and the game-winning play. On Sept. 27, 2008, for the first time in FCS history (since it began as I-AA in 1978), three FCS games were decided in regulation on a game's final play on the same date. And all three games involved teams from the MVFC. South Dakota State (at Stephen F. Austin), Southern Illinois (vs. UNI) and Liberty (over Youngstown State) all won as time expired. Here are the 25 games in which a league team won or lost on the final play. The league is 8-1 in non-league games decided on the final play.

10-11-86	Eastern Illinois 31, UNI 30	Rich Ehmke 58-yard field goal
10-28-95	UNI 19, Missouri State 17	Matt Waller 39-yard field goal
10-4-97	Missouri State 36, Southern Illinois 35	Travis Brawner 33-yard field goal
11-18-00	Western Illinois 44, UNI 41	Mike Scifres 56-yard field goal
9-22-01	UNI 42, Ball State 39	Mackenzie Hoambrecker 33-yard field goal
10-5-02	Southern Illinois 54, Western Illinois 52	Joel Sambursky-to-Brandon Robinson 6-yard pass
10-16-04	UNI 22, Youngstown State 20	Brian Wingert 31-yard field goal
9-10-05	Western Kentucky 23, Eastern Kentucky 21	Chris James 27-yard field goal
9-27-08	Southern Illinois 27, UNI 24	Kyle Dougherty 40-yard field goal
9-27-08	South Dakota State 50, S.F. Austin 48	Kyle Minett 1-yard TD run
9-27-08	Liberty 31, Youngstown State 28	Matt Bevins 24-yard field goal
10-25-08	Southern Illinois 23, Missouri State 17	Chris Dieker-to-Marc Cheatham 51-yard TD pass
10-13-12	Missouri State 27, South Dakota 24	Austin Witmer 33-yard field goal
11-9-13	UNI 22, Youngstown State 20	Tyler Sievertsen 34-yard field goal
9-20-14	Missouri State 33, Central Arkansas 31	Marcelo Bonani 53-yard field goal
10-18-14	Illinois State 37, Western Illinois 34	Nick Aussieker 34-yard field goal
10-17-15	South Dakota 24, North Dakota State 21	Miles Bergner 33-yard field goal
11-21-15	Indiana State 27, Youngstown State 24	Eric Heidorn 38-yard field goal
9-10-16	Illinois State 9, Northwestern 7	Sean Slattery 33-yard field goal
9-17-16	North Dakota State 23, No. 11 Iowa 21	Cam Pedersen 37-yard field goal
11-17-18	Indiana State 15, Western Illinois 13	Jerry Nunez 27-yard field goal
10-30-20	Southern Illinois 20, SE Missouri State 17	Nico Gualdoni 27-yard field goal
3-27-21	Missouri State 30, Southern Illinois 27	Jose Pizano 33-yard field goal
9-18-21	Indiana State 23, Eastern Kentucky 21	Kurtis Wilderman-to-Phazione McClurge 25-yard TD pass
11-13-21	South Dakota 23, South Dakota State 20	Carson Camp-to-Jeremiah Webb 57-yard TD Hail Mary pass

1,052, UNI, 2009 (11 games)
 1,125, Eastern Illinois, 1995 (11 games)
 1,159, Eastern Illinois, 1986 (11 games)
 1,168, Southern Illinois, 2000 (11 games)
 1,170, Illinois State, 2017 (11 games)

TOTAL DEFENSE

Fewest Yards Per Game Allowed, Season
 235.1, North Dakota State, 2012 (15 games)
 237.5, North Dakota State, 2017 (15 games)
 241.0, Western Kentucky, 2001 (12 games)
 243.6, UNI, 1991 (11 games)
 254.0, North Dakota State, 2008 (11 games)
 255.9, North Dakota State, 2013 (15 games)
 264.7, North Dakota State, 2021 (15 games)
 266.4, Western Illinois, 1991 (11 games)
 267.2, UNI, 2009 (11 games)
 268.8, Illinois State, 2020-21 (4 games)
 271.5, North Dakota State, 2015 (15 games)
Fewest Total Yards Allowed, Season ^
 2,680, UNI, 1991 (11 games)
 2,794, North Dakota State, 2008 (11 games)
 2,796, Illinois State, 1986 (10 games)
 2,887, Western Illinois, 1985 (10 games)
 2,892, Western Kentucky, 2001 (12 games)
 2,930, Western Illinois, 1991 (11 games)
 2,939, UNI, 2009 (11 games)
 2,998, Missouri State, 1996 (11 games)
 3,002, Southern Illinois, 2000 (11 games)
 3,023, Missouri State, 1993 (11 games)

MOST FIELD GOALS KICKED

Game:
 6, Illinois State, vs. Western Illinois, 2009
 5, Eastern Illinois, vs. Winona State, 1986
 5, UNI, vs. Idaho, 1991
 5, UNI, vs. Cal Poly, 2002
 5, UNI, vs. Youngstown State, 2002
 5, Western Kentucky, vs. Eastern Kentucky, 2003
 5, Western Illinois, vs. Montana, 2003
 5, Western Illinois, vs. South Dakota State, 2007
 5, UNI, vs. Tennessee Tech, 2014
 5, North Dakota State, vs. Montana, 2014
Season:
 29, North Dakota State, 2014
 27, UNI, 2014
 26, UNI, 1990
 25, Missouri State, 1996
 25, UNI, 2002

MOST EXTRA POINTS KICKED

Game:
 14, Western Illinois, vs. Cheyney, 2004
 12, South Dakota State, vs. Ark.-Pine Bluff, 2018
 11, UNI, vs. Wayne State, 1988
 11, Western Illinois, vs. Iowa Wesleyan, 1995
 11, Youngstown State, vs. Valparaiso, 2011
 11, South Dakota, vs. Drake, 2017
 10, 10 times
Season:
 83, North Dakota State, 2018 (15 games)
 77, North Dakota State, 2013 (15 games)
 75, North Dakota State, 2017 (15 games)
 70, Illinois State, 2014 (15 games)
 69, North Dakota State, 2019 (16 games)

67, South Dakota, 2017 (13 games)
 67, South Dakota State, 2018 (13 games)
 67, South Dakota State, 2021 (15 games)
 66, Southern Illinois, 2004 (12 games)
 66, North Dakota State, 2015 (15 games)
 63, Southern Illinois, 2007 (14 games)
 61, North Dakota State, 2021 (15 games)
 60, North Dakota State, 2014 (16 games)

MOST TOUCHDOWNS SCORED

Game:
 14, Western Illinois, vs. Cheyney, 2004
 13, South Dakota State, vs. Ark.-Pine Bluff, 2018
 12, Western Illinois, vs. Iowa Wesleyan, 1995
 12, Southern Illinois, vs. Union, 2005
 11, UNI, vs. Wayne State, 1988
 11, Western Illinois, vs. Mississippi Valley State, 1999
 11, Southern Illinois, vs. West Virginia Tech, 2002
 11, Youngstown State, vs. Valparaiso, 2011
 11, South Dakota, vs. Drake, 2017
 10, 14 times
Season:
 85, North Dakota State, 2018 (18 games)
 80, North Dakota State, 2019 (16 games)
 79, North Dakota State, 2013 (15 games)
 79, North Dakota State, 2017 (15 games)
 76, Illinois State, 2014 (15 games)
 74, South Dakota State, 2018 (13 games)
 70, Southern Illinois, 2007 (14 games)
 70, North Dakota State, 2015 (15 games)
 70, South Dakota State, 2017 (14 games)
 68, South Dakota, 2017 (13 games)
 67, Southern Illinois, 2004 (12 games)
 66, North Dakota State, 2021 (15 games)
 64, South Dakota State, 2021 (15 games)
 63, North Dakota State, 2012 (15 games)
 63, North Dakota State, 2014 (16 games)

MOST FIRST DOWNS

Game:
 43, South Dakota, vs. Houston Baptist, 2019
 39, Illinois State, vs. Truman State, 1999
 39, South Dakota, vs. Indiana State, 2018
 37, Western Illinois, vs. Cheyney, 2004
 37, Southern Illinois, vs. SE Missouri State, 2018
 37, South Dakota, at Western Illinois, 2019
 36, Missouri State, vs. W. Kentucky, 1985
 36, Southern Illinois, vs. Arkansas-Pine Bluff, 2007
 36, Southern Illinois, vs. SE Louisiana, 2020-21
 35, Southern Illinois, vs. Western Kentucky, 1999
 35, Missouri State, vs. Drake, 2001
 35, Illinois State, vs. Indiana State, 2005
 35, Missouri State, vs. Missouri S&T, 2007
 35, South Dakota State, vs. Southern Illinois, 2017
 35, South Dakota, vs. Cal Poly, 2021
Season:
 356, South Dakota, 2017 (13 games)
 344, North Dakota State, 2019 (16 games)
 343, North Dakota State, 2014 (16 games)
 337, Illinois State, 2014 (15 games)
 337, Youngstown State, 2016 (16 games)
 336, Southern Illinois, 2007 (14 games)
 333, North Dakota State, 2013 (15 games)
 329, North Dakota State, 2015 (15 games)
 327, North Dakota State, 2018 (15 games)



In 2012, North Dakota State led the league with a +16 turnover margin -- that's tied for the 10th-best single-season mark in MVFC history.



QB Matt Brown of Illinois State (2009-12) ranks in the Top 3 in MVFC history for all-time passing yards, passing attempts and TD passes thrown.



Southern Illinois' Bryan Presume set an NCAA record after returning a fumble 100 yards for a TD in this game against UNI in 2012.

- 322, UNI, 2007 (13 games)
- 319, South Dakota State, 2017 (14 games)
- 318, North Dakota State, 2017 (15 games)
- 315, South Dakota State, 2021 (15 games)
- 305, North Dakota State, 2012 (15 games)
- 298, UNI, 2005 (15 games)
- 298, South Dakota State, 2014 (14 games)

THIRD-DOWN EFFICIENCY

Season, Since 1997:

- 55.4, North Dakota State, 2013 (15 games)
- 52.5, Illinois State, 2006 (13 games)
- 52.5, Southern Illinois, 2020-21 (10 games)
- 52.4, North Dakota State, 2018 (15 games)
- 51.9, Youngstown State, 2012 (11 games)
- 51.8, Western Illinois, 2006 (11 games)
- 51.6, Western Illinois, 1997 (13 games)
- 51.3, Western Kentucky, 2005 (11 games)
- 51.2, Illinois State, 2007 (11 games)
- 50.8, Illinois State, 2014 (15 games)
- 50.7, Missouri State, 1999 (11 games)
- 50.7, North Dakota State, 2012 (15 games)

FOURTH-DOWN EFFICIENCY

Season, Since 1997:

- 90.9 (10-of-11), Youngstown State, 2006 (14 games)
- 85.7 (6-of-7), North Dakota State, 2018 (15 games)
- 84.6 (11-of-13), Western Illinois, 1997 (13 games)
- 83.3 (20-of-24), Illinois State, 2011 (11 games)
- 80.0 (4-of-5), UNI, 2011 (13 games)
- 78.9 (15-of-19), North Dakota State, 2012 (14 games)
- 78.6 (11-of-14), Southern Illinois, 2004 (12 games)
- 77.8 (7-of-9), Southern Illinois, 2009 (13 games)
- 75.0 (3-of-4), UNI, 2020-21 (7 games)
- 73.3 (11-of-15), Youngstown State, 2002 (11 games)
- 73.3 (11-of-15), Youngstown State, 1999 (15 games)
- 73.3 (11-of-15), Youngstown State, 2020-21 (7 games)

TIME OF POSSESSION

Season, Since 1997:

- 36:39, North Dakota State, 2015 (15 games)
- 35:21, North Dakota State, 2012 (15 games)
- 34:04, North Dakota State, 2014 (16 games)
- 33:52, Youngstown State, 2016 (16 games)
- 33:43, North Dakota State, 2017 (15 games)
- 33:40, North Dakota State, 2013 (15 games)
- 33:32, Western Kentucky, 2002 (15 games)
- 33:28, Youngstown State, 2000 (12 games)
- 33:25, Youngstown State, 2012 (11 games)
- 33:23, Youngstown State, 2020-21 (7 games)
- 33:09, Youngstown State, 2011 (11 games)

MOST PLAYS (OFFENSE)

Game:

- 107, South Dakota, vs. Western Illinois, 2019
- 106, Western Illinois, vs. Central Florida, 1992
- 106, South Dakota, vs. Weber State, 2016
- 106, South Dakota, vs. Indiana State, 2018
- 104, Illinois State, vs. Southern Illinois, 1997
- 104, Southern Illinois, vs. Illinois State, 2015
- 103, UNI, vs. Western Illinois, 1987

Season:

- 1,138, Youngstown State, 2016 (16 games)
- 1,083, North Dakota State, 2014 (16 games)
- 1,070, North Dakota State, 2015 (15 games)
- 1,062, South Dakota, 2017 (13 games)
- 1,024, UNI, 2005 (15 games)
- 1,023, North Dakota State, 2019 (16 games)
- 1,009, North Dakota State, 2013 (15 games)
- 1,007, Illinois State, 2014 (15 games)
- 998, North Dakota State, 2012 (15 games)
- 996, Western Kentucky, 2002 (15 games)
- 990, Southern Illinois, 2007 (14 games)
- 984, North Dakota State, 2017 (15 games)
- 979, UNI, 2008 (15 games)

MOST YARDS, TOTAL OFFENSE

Game:

- 926, South Dakota State, vs. Ark.-Pine Bluff, 2018
- 807, Southern Illinois, vs. SE Louisiana, 2020-21
- 752, Missouri State, vs. Missouri Southern, 1988
- 747, Youngstown State, vs. Missouri State, 2016
- 733, Illinois State, vs. West Virginia Tech, 2000
- 727, Illinois State, vs. Southern Illinois, 1999
- 718, Youngstown State, vs. Morehead State, 2013
- 712, UNI, vs. South Dakota
- 708, Illinois State, vs. Indiana State, 2005
- 705, South Dakota, vs. Indiana State, 2017
- 700, North Dakota State, vs. South Dakota, 2019
- 699, Southern Illinois, vs. Southwest Baptist, 2009
- 691, Missouri State, vs. Drake, 2001
- 690, Missouri State, vs. Truman State, 1985
- 690, Missouri State, vs. Missouri S&T, 2007
- 690, North Dakota State, vs. Western Illinois, 2019

Season:

- 7,512, North Dakota State, 2019 (16 games)
- 7,076, North Dakota State, 2018 (15 games)
- 6,954, Illinois State, 2014 (15 games)
- 6,916, North Dakota State, 2014 (16 games)
- 6,682, North Dakota State, 2013 (15 games)
- 6,812, South Dakota, 2017 (13 games)
- 6,766, Youngstown State, 2016 (16 games)
- 6,733, North Dakota State, 2017 (15 games)
- 6,617, South Dakota State, 2021 (15 games)
- 6,472, North Dakota State, 2021 (15 games)
- 6,346, North Dakota State, 2015 (15 games)
- 6,247, South Dakota State, 2018 (13 games)
- 6,189, Southern Illinois, 2007 (14 games)
- 6,141, South Dakota State, 2017 (14 games)
- 6,092, South Dakota State, 2014 (14 games)
- 6,032, Southern Illinois, 2004 (12 games)
- 6,008, UNI, 2005 (15 games)
- 5,945, UNI, 2007 (13 games)

MOST RUSHING ATTEMPTS

Game:

- 83, Missouri State, vs. Missouri Southern, 1988
- 78, Missouri State, vs. Southern Illinois, 1985

Season:

- 828, Western Kentucky, 2002 (15 games)
- 775, Youngstown State, 2016 (16 games)
- 719, North Dakota State, 2014 (16 games)
- 719, North Dakota State, 2019 (16 games)
- 712, North Dakota State, 2015 (15 games)
- 689, North Dakota State, 2017 (15 games)
- 678, North Dakota State, 2021 (15 games)

670, North Dakota State, 2018 (15 games)
 668, Western Kentucky, 2001
 661, UNI, 2008 (15 games)
 655, UNI, 2015 (14 games)
 649, North Dakota State, 2013 (15 games)
 646, Missouri State, 1992
 646, UNI, 2003 (13 games)

MOST RUSHING YARDS

Game:

#681, Missouri State, vs. Missouri Southern, 1988
 572, Youngstown State, vs. Missouri State, 2016
 567, Missouri State, vs. Drake, 2001
 519, Western Illinois, vs. St. Francis, 2007
 517, Western Illinois, vs. Cheyney, 2004
 508, Western Illinois, vs. Missouri State, 2007
 505, Missouri State, vs. Truman State, 1985

Season:

4,601, North Dakota State, 2019 (16 games)
 4,293, North Dakota State, 2018 (15 games)
 4,209, North Dakota State, 2021 (15 games)
 4,083, North Dakota State, 2017 (15 games)
 3,883, Youngstown State, 2016 (16 games)
 3,860, North Dakota State, 2013 (15 games)
 3,793, Western Kentucky, 2002 (15 games)
 3,764, North Dakota State, 2014 (16 games)
 3,619, Illinois State, 2014 (15 games)
 3,551, North Dakota State, 2015 (15 games)
 3,470, Missouri State, 1989
 3,404, Southern Illinois, 2004 (12 games)
 3,372, North Dakota State, 2016 (14 games)
 3,335, Western Kentucky, 2001

Yards Per Game, Season:

315.5, Missouri State, 1989 (11 games)
 298.7, Missouri State, 1985 (11 games)
 293.4, Western Kentucky, 2001 (12 games)
 287.6, North Dakota State, 2019 (16 games)
 286.2, North Dakota State, 2018 (15 games)
 283.7, Southern Illinois, 2004 (12 games)
 280.6, North Dakota State, 2021 (15 games)
 280.3, Youngstown State, 2001 (11 games)
 276.1, Missouri State, 1992 (11 games)
 275.7, Southern Illinois, 2002 (12 games)
 275.4, Indiana State, 1992 (11 games)
 272.5, Missouri State, 1988 (10 games)

MOST TOUCHDOWNS RUSHING

Game:

12, Western Illinois, vs. Cheyney, 2004
 9, UNI, vs. Wayne State, 1988
 8, Western Illinois, vs. Morgan State, 2000
 8, Western Kentucky, vs. Indiana State, 2003
 8, Western Illinois, vs. St. Francis, 2007
 8, Youngstown State, vs. C. Connecticut, 2010
 8, Youngstown State, vs. Valparaiso, 2011
 8, Youngstown State, vs. Central Connecticut, 2017

Season:

54, North Dakota State, 2018 (15 games)
 50, North Dakota State, 2019 (16 games)
 48, North Dakota State, 2017 (15 games)
 45, North Dakota State, 2021 (15 games)
 42, Southern Illinois, 2004 (12 games)
 41, Western Kentucky, 2002 (15 games)
 41, Illinois State, 2014 (15 games)
 40, North Dakota State, 2012 (15 games)
 39, UNI, 2007 (13 games)
 39, Illinois State, 2015 (13 games)

38, Missouri State, 1989
 38, Missouri State, 1990
 38, Youngstown State, 2006 (14 games)
 38, North Dakota State, 2011 (15 games)

MOST PASS ATTEMPTS

Game:

69, UNI, vs. Western Illinois, 1999
 67, Illinois State, vs. Western Illinois, 1997
 66, Southern Illinois, vs. Indiana State, 1999
 65, South Dakota, vs. Houston Baptist, 2019
 63, Illinois State, vs. Eastern Illinois, 2002
 63, Southern Illinois, vs. Illinois State, 2015
 63, South Dakota State, vs. Illinois State, 2016
 63, South Dakota, vs. Illinois State, 2017
 62, Illinois State, vs. UNI, 1998
 61, Southern Illinois, vs. South Dakota, 2018
 60, four times

Season:

574, Indiana State, 2014 (14 games)
 510, South Dakota, 2017 (13 games)
 503, Eastern Illinois, 1985
 500, Indiana State, 2005

MOST PASS COMPLETIONS

Game:

48, South Dakota, vs. Houston Baptist, 2019
 42, Southern Illinois, vs. Indiana State, 1999
 42, Illinois State, vs. Eastern Illinois, 2012
 42, Southern Illinois, vs. Illinois State, 2015
 41, Illinois State, vs. Western Illinois, 1997
 41, Southern Illinois, vs. Northern Illinois, 1989
 41, Indiana State, vs. Eastern Kentucky, 2014
 40, Eastern Illinois, vs. Saginaw Valley, 1985
 40, Western Illinois, vs. UNI, 2020-21

Season:

347, Indiana State, 2014 (14 games)
 333, South Dakota, 2017 (13 games)
 315, Western Illinois, 2021 (11 games)
 300, Southern Illinois, 2016 (11 games)
 298, Indiana State, 2005
 289, South Dakota, 2018 (11 games)
 285, South Dakota State, 2016 (13 games)
 280, Southern Illinois, 2015 (11 games)
 279, UNI, 1999
 274, Illinois State, 2012
 273, South Dakota, 2019
 272, Illinois State, 2009


MOST PASSING YARDS

Game (there have been 49 400-yard passing games)

557, South Dakota State, vs. Ark.-Pine Bluff, 2018
 541, UNI, vs. Western Illinois, 1999
 537, South Dakota, vs. Houston Baptist, 2019
 520, South Dakota, vs. Sam Houston State, 2017
 518, Western Illinois, vs. Indiana State, 2001
 509, Eastern Illinois, vs. Saginaw Valley, 1985
 478, UNI, vs. South Dakota, 2009
 473, Illinois State, vs. Eastern Illinois, 2012
 468, Western Illinois, vs. Eastern Washington, 2021
 466, South Dakota State, vs. Southern Illinois, 2016
 462, South Dakota vs. Northern Colorado, 2018
 460, Missouri State, vs. Illinois State, 2003
 460, Southern Illinois, vs. SE Missouri State, 2021



With 16 total years as coach at Western Illinois and Missouri State, Randy Ball is the 3rd-longest tenured and fourth winningest (98) in league history.



Missouri State's Travis Brawner (1997) is one of 10 Missouri Valley Football kickers to have won a national statistical title for field goals in a season.



North Dakota State has led the league in attendance in each of its years in the MVFC, setting a league record with its 18,622 average in 2013.

^ -- NOTE: Categories for "fewest" in a single season do not include the COVID-shortened Spring 2021 campaign during which some league teams played as few as four games.

- 457, Illinois State, vs. UNI, 1998
- 452, Eastern Illinois vs. Southern Illinois, 1986
- 452, Western Illinois, vs. Illinois State, 2010
- Season:
- 4,331, South Dakota, 2017 (13 games)
- 3,803, South Dakota State, 2016 (13 games)
- 3,777, Indiana State, 2014 (14 games)
- 3,717, UNI, 1999
- 3,668, South Dakota State, 2017 (14 games)
- 3,660, Southern Illinois, 2016 (11 games)
- 3,612, South Dakota State, 2014 (14 games)
- 3,587, Eastern Illinois, 1986
- 3,552, UNI, 2005 (15 games)
- 3,465, Western Illinois, 2010 (13 games)
- 3,434, South Dakota State, 2021 (15 games)
- 3,426, UNI, 1986 (11 games)
- 3,415, Illinois State, 2012 (13 games)
- 3,399, Missouri State, 2021 (12 games)
- Passing Yards Per Game, Season:
- 337.9, UNI, 1999 (11 games)
- 333.2, South Dakota, 2017 (13 games)
- 332.7, Southern Illinois, 2016 (11 games)
- 326.1, Eastern Illinois, 1986 (11 games)
- 311.5, UNI, 1986 (11 games)
- 300.9, Western Illinois, 2021 (11 games)
- 298.5, Southern Illinois, 2015 (11 games)
- 293.5, Western Illinois, 2020-21 (6 games)
- 292.5, South Dakota State, 2016 (13 games)
- 291.4, Eastern Illinois, 1985 (11 games)

MOST TOUCHDOWN PASSES

- Game:
- 8, South Dakota State, vs. Ark.-Pine Bluff, 2018
- 7, South Dakota State, vs. Illinois State, 2008
- 6, UNI, vs. McNeese State, 1986
- 6, Western Illinois, vs. Indiana State, 1987
- 6, Western Illinois, vs. Northwest Missouri, 1988
- 6, Western Illinois, vs. Morgan State, 1992
- 6, Western Illinois, vs. Buffalo, 1994
- 6, Illinois State, vs. St. Francis, 1998
- 6, Illinois State, vs. Southern Utah, 1998
- 6, UNI, vs. Winona State, 1998
- 6, Southern Illinois, vs. Murray State, 1999
- 6, UNI, vs. Southwest (Minn.) State, 1999
- 6, Western Illinois, vs. Illinois State, 2010
- 6, Southern Illinois, vs. SE Missouri State, 2014
- 6, South Dakota State, vs. Western Illinois, 2014
- 6, South Dakota, vs. Drake, 2017
- Season:
- 36, South Dakota, 2017 (13 games)
- 35, North Dakota State, 2013 (15 games)
- 35, South Dakota State, 2017 (14 games)
- 35, South Dakota State, 2018 (13 games)
- 33, UNI, 1999
- 33, South Dakota State, 2016 (13 games)
- 32, Illinois State, 2014 (15 games)
- 31, South Dakota State, 2008
- 31, South Dakota State, 2021 (15 games)
- 30, UNI, 2000
- 30, North Dakota State, 2015 (15 games)
- 29, UNI, 1986
- 29, Southern Illinois, 2014 (12 games)
- 29, North Dakota State, 2019 (16 games)

TURNOVER MARGIN

- Season:
- +24, Eastern Illinois, 1995
- +22, UNI, 1996 & 2008
- +19, North Dakota State, 2017 & 2018
- +18, North Dakota State, 2011
- +17, WIU, 1998; WKU, 2002; SIU, 2009; NDSU, 2019
- +16, Western Illinois, 1999; Youngstown State, 2000
- North Dakota State, 2012; UNI, 2015
- +15, Indiana State, 1997; Western Illinois, 2000;
- UNI, 1990; W. Illinois, 1988; S. Illinois, 2004;
- UNI, 2007; North Dakota State, 2010
- South Dakota State, 2013; UNI, 2019
- South Dakota State, 2021
- Per-Game Differential (Since 1990, missing 1991)
- 2.18, Eastern Illinois, 1995 (11 games)
- 2.00, UNI, 1996 (11 games)
- 1.55, Western Illinois (11 games)
- 1.47, UNI, 2008 (15 games)
- 1.45, Western Illinois (11 games)
- 1.45, Youngstown State (11 games)
- 1.40, UNI, 1990 (11 games)
- 1.36, Indiana State, 1997 (11 games)
- 1.36, Western Illinois, 2000 (11 games)
- 1.31, Southern Illinois, 2009 (13 games)
- Total Turnovers Forced (Since 1990, missing 1991)
- 40, UNI, 2008 (15 games)
- 40, UNI, 1996 (11 games)
- 37, North Dakota State, 2010 (14 games)
- 36, Western Illinois, 1994 (11 games)
- 36, Youngstown State, 2001 (11 games)
- 36, North Dakota State, 2017 (15 games)
- 35, Western Kentucky, 2002 (15 games)
- 34, Eastern Illinois, 1995 (11 games)
- 34, Western Illinois, 2000 (11 games)
- 34, UNI, 2019 (15 games)
- Fewest Turnovers Lost (Since 1990, missing 1991) ^
- 6, North Dakota State, 2019 (16 games)
- 6, Indiana State, 2018 (11 games)
- 9, Youngstown State, 2017 (11 games)
- 10, Eastern Illinois, 1995 (11 games)
- 10, Youngstown State, 1999 (11 games)
- 10, South Dakota State, 2018 (13 games)
- 11, Southern Illinois, 2005 (13 games)
- 11, Western Illinois, 2007 (11 games)
- 11, South Dakota State, 2015 (12 games)
- 11, North Dakota State, 2018 (15 games)

FUMBLES

- Recovered, Season (Since 1990, missing 1991):
- 22, Youngstown State, 2001 (11 games)
- 19, North Dakota State, 2010 (14 games)
- 18, Western Illinois, 2003 (13 games)
- 17, UNI, 1996 (11 games)
- 17, Western Illinois, 1994 (11 games)
- 17, Indiana State, 1998 (11 games)
- 17, Western Illinois, 2000 (11 games)
- 17, Western Illinois, 2002 (13 games)
- 17, Southern Illinois, 2002 (12 games)
- 17, UNI, 2013 (12 games)
- Fewest Fumbles Lost (Since 1990, missing 1991) ^
- 2, South Dakota State, 2018 (13 games)
- 2, South Dakota State, 2015 (12 games)
- 3, Youngstown State, 2009 (11 games)
- 3, Western Illinois, 2010 (13 games)

- 3, Indiana State, 2018 (11 games)
4, 13 times

INTERCEPTIONS

Gained Season (Since 1990, missing 1991):

- 28, UNI, 1996 (14 games)
24, UNI, 2008 (15 games)
23, Southern Illinois, 2009 (13 games)
23, Western Kentucky, 2004 (12 games)
23, North Dakota State, 2018 (15 games)
22, North Dakota State, 2017 (15 games)
22, South Dakota State, 2013 (14 games)
22, Western Illinois, 1999 (11 games)
21, Missouri State, 1993 (11 games)
21, North Dakota State, 2011 (15 games)
21, UNI, 2007 (13 games)
21, Southern Illinois, 2007 (14 games)
21, UNI, 2017 (13 games)
21, South Dakota State, 2021 (15 games)

Fewest Thrown (Since 1990, missing 1991) ^

- 1, North Dakota State, 2019 (16 games)
2, Western Kentucky, 2001 (11 games)
3, Indiana State, 2018 (11 games)
4, Eastern Illinois, 1995 (11 games)
4, Youngstown State, 2000 (11 games)
4, Southern Illinois, 2005 (13 games)
4, North Dakota State, 2011 (15 games)
4, Youngstown State, 2017 (11 games)
5, Western Illinois, 2002 (13 games)
5, Southern Illinois, 2002 (12 games)

PUNTING

Most Punts, Season

- 97, Missouri State, 2015 (11 games)
94, UNI, 2019 (15 games)
92, UNI, 2014 (14 games)
91, Indiana State, 2014 (14 games)
89, Indiana State, 2008 (12 games)
87, UNI, 2015 (14 games)
86, Western Illinois, 2012 (11 games)
85, Illinois State, 1989 (11 games)
85, Western Illinois, 1998 (14 games)
85, Illinois State, 2019 (15 games)

Net Punting Average, Season

- 43.7, South Dakota, 2020-21 (4 games)
42.9, Missouri State, 2021 (12 games)
42.2, North Dakota State, 2020-21 (10 games)
41.9, Western Illinois, 2002 (13 games)
41.5, Western Illinois, 1998 (11 games)
41.4, South Dakota, 2016 (11 games)
41.2, Illinois State, 2021 (11 games)
40.7, Southern Illinois, 2021 (13 games)
40.7, South Dakota, 2021 (12 games)
40.3, South Dakota State, 2021 (15 games)
40.2, South Dakota, 2019 (12 games)
40.0, Missouri State, 1999 (11 games)

PUNT RETURNS

Most Punt Returns, Season

- 56, Illinois State, 1999 (14 games)
53, UNI, 2003 (13 games)
50, Illinois State, 2000 (11 games)
49, Missouri State, 1995 (11 games)
49, Western Illinois, 2000 (12 games)
47, Indiana State, 1996 (11 games)

- 47, Western Kentucky, 2002 (15 games)
44, UNI, 1985 (11 games)
44, UNI, 2002 (11 games)
44, Western Illinois, 1998 (14 games)

Total Punt Return Yards, Season

- 611, Illinois State, 1999 (14 games)
609, Western Kentucky, 2002 (15 games)
569, Indiana State, 1996 (11 games)
566, Western Kentucky, 2001 (12 games)
565, UNI, 1989 (11 games)
561, UNI, 1992 (11 games)
520, Western Illinois, 1998 (14 games)
516, Western Illinois, 1994 (11 games)
510, Western Illinois, 2000 (12 games)
503, Youngstown State, 2001 (11 games)

Punt Return Average, Season

- 21.9, North Dakota State, 2020-21 (10 games)
17.8, Western Illinois, 1994 (11 games)
16.9, Western Illinois, 2017 (12 games)
16.7, Indiana State, 2000 (11 games)
16.6, Youngstown State, 2010 (11 games)
16.3, Illinois State, 2008 (11 games)
16.1, Western Kentucky, 2005, 11 games)
16.0, UNI, 1992 (11 games)
16.0, Missouri State, 2006 (11 games)
15.9, Indiana State, 1999 (11 games)
15.9, Missouri State, 2015 (11 games)
15.9, Southern Illinois, 2005 (13 games)

KICKOFF RETURNS

Most Kickoff Returns, Season

- 77, Indiana State, 2007 (11 games)
72, Indiana State, 2008 (12 games)
68, Missouri State, 2015 (11 games)
66, Illinois State, 2010 (11 games)
64, Western Illinois, 2011 (11 games)
63, Missouri State, 2011 (11 games)
62, Illinois State, 2008 (11 games)
61, Indiana State, 2004 (11 games)
60, Indiana State, 2006 (11 games)
60, Missouri State, 2007 (11 games)
60, Western Illinois, 2009 (11 games)

Total Kickoff Return Yards, Season

- 1,638, Illinois State, 2010 (11 games)
1,476, Indiana State, 2007 (11 games)
1,340, Illinois State, 2008 (11 games)
1,314, Indiana State, 2008 (12 games)
1,310, Western Illinois, 2011 (11 games)
1,289, Indiana State, 2004 (11 games)
1,270, Missouri State, 2015 (11 games)
1,247, Indiana State, 1992 (11 games)
1,242, Missouri State, 2007 (11 games)
1,236, North Dakota State, 2010 (14 games)

Kickoff Return Average, Season

- 29.1, North Dakota State, 2015 (15 games)
28.0, Missouri State, 2021 (12 games)
26.3, UNI, 2014 (14 games)
26.3, UNI, 2012 (11 games)
26.0, UNI, 1990 (11 games)
25.9, UNI, 1993 (11 games)
25.6, UNI, 1996 (14 games)
25.4, Illinois State, 2017 (11 games)
25.3, North Dakota State, 2013 (15 games)
25.1, South Dakota State, 2017 (14 games)
24.9, Southern Illinois, 2009 (13 games)



UNI's Mike Smith led the nation in pass efficiency during the 1986 season with a 168.2 pass rating. He threw for 3,125 yards that season.



QB Joel Sambursky engineered the Salukis' record-setting offense of 2004. SIU had 6,032 yards of offense, setting what was then an all-time league mark.

MOST PENALTIES

Game:	
22, Illinois State, vs. Eastern Illinois, 2012	
18, UNI, vs. Youngstown State, 1985	
18, UNI, vs. Illinois State, 1992	
18, Southern Illinois, vs. Western Kentucky, 1994	
18, Missouri State, vs. SE Missouri State, 1998	
Season:	
109, Western Illinois, 1988	

MOST PENALTY YARDS

Game:	
228, Western Illinois, vs. Morgan State, 2000	
184, MSU, vs. SEMO, 1998	
182, UNI, vs. Illinois State, 1992	
180, Illinois State, vs. Eastern Illinois, 2003	
178, Illinois State, vs. Eastern Illinois, 2012	
175, Southern Illinois, vs. SE Louisiana, 2020-21	
166, Western Kentucky, vs. W. Virginia Tech, 2005	
163, Illinois State, vs. Truman State, 1999	
Season:	
1,054, Illinois State, 2000	
1,011, Western Illinois, 1988	

ATTENDANCE (Valley Football Sites)

21,119, UNI at Youngstown St. (10/14/00)
20,813, Indiana State at Youngstown St. (10/28/00)
20,519, Buffalo at Youngstown State (10/11/97)
20,380, So. Illinois at Youngstown State (10/10/98)
19,682, Cal Poly at Youngstown State (10/16/99)
19,617, Missouri State at Youngstown State (9/29/07)
19,371, N. Dakota St. at S. Dakota St. (10/26/19)
19,331, Western Illinois at Youngstown St. (9/22/01)
19,321, UNI at Youngstown State (10/21/06)
19,287, Southern Illinois at W. Illinois (10/18/03)
19,277, UNI at Youngstown State (9/22/12)
19,171, Illinois State at Youngstown State (10/20/01)
19,108, Missouri State at N. Dakota State (10/12/13)
19,065, Youngstown State at N. Dakota St. (10/6/12)
19,044, North Dakota at N. Dakota State (9/19/15)
19,034, Southern Illinois at N. Dakota St. (10/11/14)
19,020, Incarnate Word at N. Dakota State (9/13/14)
18,995, Delaware State at N. Dakota State (9/21/13)
18,979, Ferris State at North Dakota State (9/7/13)
18,978, Liberty at Youngstown State (9/27/08)
18,954, UNI at North Dakota State (10/10/15)
18,944, Eastern Kentucky at Western Ky. (9/10/05)
18,942, Southern Illinois at N. Dakota State (10/4/08)
18,923, North Dakota at N. Dakota State (9/7/19)
18,907, Illinois State at North Dakota State (10/1/16)
18,906, E. Washington at N. Dakota State (9/10/16)
18,904, Illinois State at N. Dakota State (10/1/11)
18,892, Missouri State at N. Dakota State (9/30/17)
18,890, Montana at North Dakota State (9/20/14)

YEARLY VALLEY FOOTBALL ATTENDANCE

Season	Teams	Games	Attendance	Per Game
1985	6	35	281,632	8,047
1986	7	37	351,972	9,513
1987	7	36	315,318	8,759
1988	7	36	332,800	9,244
1989	7	40	315,633	7,891
1990	7	36	313,409	8,706

1991	7	38	332,482	8,750
1992	7	40	345,823	8,646
1993	7	36	285,921	7,942
1994	7	40	293,437	7,336
1995	7	41	317,344	7,740
1996	6	33	294,724	8,931
1997	7	41	399,221	9,737
1998	7	39	366,029	9,385
1999	7	39	392,203	10,056
2000	7	40	404,187	10,104
2001	8	44	436,217	9,914
2002	8	49	465,337	9,497
2003	8	50	509,725	10,194
2004	8	46	453,748	9,864
2005	8	46	463,944	10,086
2006	8	47	506,544	10,777
2007	7	45	527,595	11,724
2008	9	55	602,513	10,955
2009	9	50	539,948	10,799
2010	9	53	582,028	10,982
2011	9	51	603,043	*11,824
2012	10	59	652,770	11,064
2013	10	62	664,775	10,722
2014	10	66	*703,146	10,654
2015	10	60	654,948	10,916
2016	10	61	676,810	11,095
2017	10	58	620,411	10,697
2018	10	61	601,697	9,864
2019	10	66	589,249	8,928
2020-21	COVID	(limited capacities permitted)		
2021	10	63	575,938	9,141

*indicates all-time high

YEARLY VALLEY FB ATTENDANCE LEADERS

Year	Valley FB Leader	Runnerup
1991	S. Illinois (12,225)	Missouri St. (11,721)
1992	UNI (14,052)	Missouri St. (12,128)
1993	UNI (12,716)	Missouri St. (9,608)
1994	UNI (14,736)	Missouri St. (8,930)
1995	UNI (11,508)	Missouri St. (10,911)
1996	UNI (13,436)	Missouri St. (13,181)
1997	Youngstown (14,930)	Missouri St. (12,950)
1998	Youngstown (16,303)	UNI (10,649)
1999	Youngstown (16,006)	Missouri St. (12,098)
2000	Youngstown (18,109)	UNI (11,758)
2001	Youngstown (16,319)	UNI (11,364)
2002	Youngstown (17,174)	UNI (10,758)
2003	Youngstown (16,004)	W. Illinois (12,904)
2004	Youngstown (14,670)	W. Illinois (12,788)
2005	Youngstown (14,544)	Western Ky. (12,798)
2006	Youngstown (15,159)	Illinois State (12,804)
2007	Youngstown (16,149)	UNI (16,118)
2008	N. Dakota St. (18,032)	Youngstown (14,497)
2009	N. Dakota St. (16,515)	Youngstown (14,054)
2010	N. Dakota St. (15,944)	Youngstown (15,110)
2011	N. Dakota St. (18,143)	Youngstown (13,811)
2012	N. Dakota St. (18,516)	Youngstown (14,038)
2013	N. Dakota St. (18,622)	Youngstown (13,506)
2014	N. Dakota St. (18,571)	UNI (12,490)
2015	N. Dakota St. (18,497)	Youngstown (14,854)
2016	N. Dakota St. (18,556)	S. Dakota St. (13,753)
2017	N. Dakota St. (18,333)	Youngstown (14,203)
2018	N. Dakota St. (18,106)	Youngstown (11,554)
2019	N. Dakota St. (17,440)	Youngstown (12,021)
2020-21	COVID	(limited capacities permitted)
2021	N. Dakota St. (15,101)	S. Dakota St. (12,668)

*since 1991

HOME ATTENDANCE RECORDS

School	Record	Opponent
Illinois State	21,500	Indiana State (1970)
Indiana State	18,293	S. Illinois (1980)
Missouri State	18,386	North Dakota (2014)
N. Dakota State	19,108	Missouri State (2013)
UNI	17,190	S. Illinois (2009)
South Dakota	10,845	S. Dakota St. (2013)
S. Dakota State	19,371	N. Dakota St. (2019)
Southern Illinois	16,500	Illinois State (1991)
Western Illinois	19,850	C. Michigan (1973)
Youngstown St.	21,119	UNI (2000)

ALL-GAME ATTENDANCE MARKS

(current members only)

School	Record	Opponent
Illinois State	62,347	at Illinois (2009)
Indiana State	99,015	at Tennessee (2017)
Missouri State	70,607	at Arkansas (2011)
N. Dakota State	70,585	at Iowa (2016)
UNI	79,568	at Wisconsin (2012)
South Dakota	82,181	at Oklahoma (2019)
S. Dakota State	90,614	at Nebraska (2013)
Southern Illinois	58,504	at Mississippi (2011)
Western Illinois	87,164	at LSU (2003)
Youngstown St.	105,038	at Ohio State (2007)

VALLEY FB SHUTOUTS (League Games Only)

Game, Score (Year)
Southern Illinois 13, Illinois State 0 (1985)
Missouri State 42, Indiana State 0 (1987)
UNI 13, Illinois State 0 (1990)
UNI 22, Missouri State 0 (1991)
Illinois State 17, Western Illinois 0 (1994)
UNI 13, Southern Illinois 0 (1995)
Illinois State 25, Indiana State 0 (1995)
Youngstown State 31, Indiana State 0 (1997)
Youngstown State 13, Illinois State 0 (1997)
Western Illinois 14, Youngstown State 0 (1998)
Illinois State 21, Indiana State 0 (2000)
Western Illinois 14, Western Kentucky 0 (2002)
Western Illinois 19, Youngstown State 0 (2002)
Western Kentucky 9, Illinois State 0 (2002)
Youngstown State 45, Indiana State 0 (2005)
Western Illinois 56, Indiana State 0 (2008)
Southern Illinois 33, Youngstown State 0 (2008)
UNI 42, Missouri State 0 (2008)
UNI 28, Indiana State 0 (2008)
South Dakota State 41, Indiana State 0 (2009)
Youngstown State 28, Indiana State 0 (2009)
Southern Illinois 33, Indiana State 0 (2009)
UNI 34, Western Illinois 0 (2009)
Missouri State 3, North Dakota State 0 (2010)
Southern Illinois 17, Illinois State 0 (2012)
UNI 40, Western Illinois 0 (2012)
Southern Illinois 35, Western Illinois 0 (2012)
North Dakota State 54, South Dakota 0 (2012)
South Dakota State 29, Indiana State 0 (2013)
North Dakota State 42, South Dakota 0 (2013)
North Dakota State 20, South Dakota State 0 (2013)
UNI 41, Missouri State 0 (2015)
South Dakota State 39, Missouri State 0 (2015)
Illinois State 46, South Dakota 0 (2015)
North Dakota State 55, Missouri State 0 (2015)

Illinois State 37, Missouri State 0 (2016)
 North Dakota State 52, Indiana State 0 (2017)
 Illinois State 35, Youngstown State 0 (2017)
 South Dakota 42, Southern Illinois 0 (2017)
 Western Illinois 45, Indiana State 0 (2017)
 UNI 37, Missouri State 0 (2018)
 South Dakota 38, Indiana State 0 (2019)
 North Dakota State 22, Missouri State 0 (2019)
 UNI 21, Youngstown State 0 (2020-21)
 North Dakota State 25, Missouri State 0 (2020-21)
 South Dakota State 44, Indiana State 0 (2021)
 North Dakota State 20, Illinois State 0 (2021)

LOWEST-SCORING LEAGUE GAMES

Pts.	Score (Year)
3	Missouri State 3, North Dakota State 0 (2010)
9	Illinois State 6, Indiana State 3 (1991)
9	Western Kentucky 9, Illinois State 0 (2002)
10	Eastern Illinois 7, Missouri State 3 (1987)
12	North Dakota State 9, Southern Illinois 3 (2011)
13	Indiana State 10, Illinois State 3 (1987)
13	Indiana State 7, Western Illinois 6 (1991)
13	UNI 13, Southern Illinois 0 (1995)
13	Youngstown State 13, Illinois State 0 (1997)
14	Western Illinois 14, Youngstown State 0 (1998)
14	Western Illinois 14, Western Kentucky 0 (2002)
15	Western Kentucky 9, Missouri State 6 (2003)
16	Eastern Illinois 9, Missouri State 7 (1995)
16	Western Illinois 13, Southern Illinois 3 (1998)
16	UNI 10, Western Illinois 6 (1998)
16	Illinois State 13, UNI 3 (2013)

HIGHEST-SCORING LEAGUE GAMES

Pts.	Score (Year)
111	Indiana State 66, Southern Illinois 45 (1999)
106	Southern Illinois 54, Western Illinois 52 (2002)
106	South Dakota State 54, Indiana State 51 (2018)
105	Western Illinois 63, Missouri State 42 (2003)
103	Illinois State 55, Southern Illinois 48 (1999)
103	Western Illinois 65, Illinois State 38 (2010)
101	Southern Illinois 52, Missouri State 49 (1999)
99	Missouri State 58, Illinois State 41 (2007)
99	Southern Illinois 73, Missouri State 26 (2015)
99	Indiana State 51, South Dakota 48 (2018)
98	Illinois State 70, Indiana State 28 (2005)
98	Western Illinois 63, Indiana State 35 (2005)
98	Illinois State 54, Youngstown State 44 (2008)
96	Illinois State 61, Southern Illinois 35 (2005)
95	Western Illinois 68, Southern Illinois 27 (1999)
95	S. Dakota State 57, Southern Illinois 38 (2018)

POINTS SCORED (League Games Only)

73	Southern Illinois vs. Missouri State (26) - 2015
72	Southern Illinois vs. Indiana State (10) - 2007
70	Illinois State vs. Indiana State (28) - 2005
69	Illinois State vs. Indiana State (17) - 2007
68	Missouri State vs. Indiana State (19) - 1991
68	Western Illinois vs. Southern Illinois (27) - 1999
68	UNI vs. Indiana State (14) - 2007
66	Indiana State vs. Southern Illinois (45) - 1999
66	Southern Illinois vs. Western Illinois (13) - 2004
66	Youngstown State vs. Indiana State (24) - 2017
65	Western Illinois vs. Illinois State (38) - 2010
65	Youngstown State vs. Missouri State (20) - 2016

65 - N. Dakota State vs. Southern Illinois (17) - 2018
 63 - Western Illinois vs. Missouri State (42) - 2003
 63 - Western Illinois vs. Indiana State (35) - 2005
 63 - Missouri State vs. Indiana State (7) - 2007
 62 - UNI vs. Indiana State (7) - 2009
 62 - South Dakota State vs. Missouri State (30) - 2017

MOST-LOPSIDED WINS (League Games Only)

62 - Southern Illinois vs. Indiana State (72-10), 2007
 56 - Missouri State vs. Indiana State (63-7), 2007
 56 - Western Illinois vs. Indiana State (56-0), 2008
 55 - UNI vs. Indiana State (62-7), 2009
 55 - North Dakota St. vs. Missouri State (55-0), 2015
 54 - UNI vs. Indiana State (68-14), 2007
 54 - North Dakota St. vs. South Dakota (54-0), 2012
 54 - UNI vs. Missouri State (61-7), 2016
 53 - Southern Illinois vs. Western Illinois (66-13), 2004
 53 - Southern Illinois vs. Indiana State (60-7), 2008
 52 - UNI vs. Indiana State (58-6), 2004
 52 - Southern Illinois vs. Indiana State (55-3), 2006
 52 - Illinois State vs. Indiana State (69-17), 2007
 52 - North Dakota St. vs. Western Illinois (59-7), 2015
 52 - North Dakota St. vs. Indiana State (52-0), 2017
 52 - South Dakota St. vs. Missouri State (59-7), 2018
 51 - Illinois State vs. Indiana State (57-6), 2008

GOOD STARTS ARE IMPORTANT

A league team has started conference play with a 4-0 record on 40 occasions. All but two (Western Kentucky in 2005 and Southern Illinois in 2021) finished second or better in the league standings. Thirty-four of the 40 with 4-0 or better starts made the playoffs, and 30 won/shared the league title:

Year	Team, Note (* denotes playoff team)
1985	*UNI was 5-0, won league
1987	*UNI was 6-0, won league Western Illinois started 5-0, finished 2nd
1988	*Western Illinois was 6-0, won league
1989	*MSU started 5-0, won league
1990	*MSU started 4-0, tied for title
1991	*Western Illinois started 4-0, tied for 2nd
1992	Missouri State started 4-0, tied for second
1993	Western Illinois started 4-0, tied for second
1994	*UNI was 6-0, won league
1995	*UNI started 5-0, won league
1996	*UNI was 5-0, won league
1997	*Western Illinois was 6-0, won league
1998	*Western Illinois started 5-0, won league
1999	*Illinois State was 6-0, won league *Youngstown St. started 4-0, finished 2nd
2000	*Western Illinois started 4-0, won league
2001	*UNI started 4-0, won league
2003	*UNI started 5-0, won league *Southern Illinois started 6-0, won league
2004	*Southern Illinois started 7-0, won league
2005	Western Ky. started 4-0, finished tied for 4th Youngstown State started 4-0, won league
2007	*UNI started 6-0, won league
2009	*Southern Illinois started 8-0, won league *South Dakota State started 6-0, finished 2nd
2011	*North Dakota State started 6-0, won league *UNI started 5-0, won league
2013	*North Dakota State started 8-0, won league Youngstown State started 5-0, finished 2nd



From 1996-2000, Youngstown State won 13-straight games against Indiana State, including a 45-0 shutout in 2005. QB Tom Zetts is pictured.



In 2008, WR JaRon Harris caught a TD pass with 2:20 left to help South Dakota State defeat North Dakota State, 25-24, in the Dakota Marker game.



The league's winningest coach (in conference games and in all games), UNI's Mark Farley enters his 21st season with the Panthers in 2021.

- 2014 *North Dakota State started 5-0, tied for title
*Illinois State started 4-0, tied for title
- 2015 *Illinois State started 5-0, tied for title
- 2016 *South Dakota State started 4-0, tied for title
- 2017 *North Dakota State started 5-0, won league
- 2018 *North Dakota State started 8-0, won league
- 2019 *North Dakota State started 8-0, won league
- 20-21 *North Dakota started 4-0, tied for title
- 2021 *North Dakota State started 5-0, won league
*Southern Illinois started 4-0, tied for third

ONE-POINT CONFERENCE GAMES

Including two one-point wins by Southern Illinois in 2021, there have been 42 league games decided by a single point. SIU became the first MVFC school to earn one-point wins in back-to-back weekends, accomplishing the feat in 2021. In league history UNI has more one-point wins (12) in Missouri Valley Football Conference games than any other league member:

Eastern Illinois (4-6)	South Dakota (0-1)
Illinois State (1-4)	South Dakota State (1-1)
Indiana State (4-2)	Southern Illinois (9-8)
Missouri State (4-5)	Western Illinois (7-4)
North Dakota State (1-1)	Western Kentucky (0-2)
UNI (11-6)	Youngstown State (1-3)

One-Point Games in League Play:

11-9-85	UNI 21, Eastern Illinois 20
10-19-85	Eastern Illinois 28, Missouri State 27
9-6-86	Missouri State 17, Illinois State 16
10-11-86	Eastern Illinois 31, UNI 30
9-26-87	Western Illinois 20, MSU 19
9-24-88	Southern Illinois 24, Illinois State 23
10-1-88	Western Illinois 28, UNI 27
9-30-89	Eastern Illinois 14, Illinois State 13
11-11-89	Eastern Illinois 16, MSU 15
9-21-91	Southern Illinois 21, UNI 20
10-5-91	Western Illinois 16, Eastern Illinois 15
10-12-91	Indiana State 16, Eastern Illinois 15
10-19-91	Western Illinois 14, Southern Illinois 13
11-2-91	Indiana State 7, Western Illinois 6
11-2-91	Southern Illinois 31, Eastern Illinois 30
11-23-91	UNI 18, Eastern Illinois 17
10-3-92	Southern Illinois 47, Eastern Illinois 46
10-9-93	Western Illinois 14, Southern Illinois 13
10-30-93	UNI 20, Illinois State 19
10-1-94	UNI 11, Indiana State 10
9-27-97	UNI 28, Southern Illinois 27
10-4-97	Missouri State 36, Southern Illinois 35
11-1-97	UNI 23, Missouri State 22
11-4-00	Indiana State 23, Southern Illinois 22
11-11-00	Southern Illinois 21, YSU 20
11-10-01	UNI 24, Western Ky. 23
11-20-01	Missouri State 25, Southern Illinois 24
11-16-02	UNI 25, Missouri State 24
11-12-05	UNI 25, Southern Illinois 24
10-7-06	Illinois State 28, Western Kentucky 27
10-27-07	UNI 14, Youngstown State 13
11-3-07	Southern Illinois 10, Western Illinois 9
10-25-08	UNI 21, Youngstown State 20
11-22-08	S. Dakota State 25, N. Dakota State 24
10-17-09	Missouri State 17, Western Illinois 16
9-28-13	Youngstown State 28, Southern Illinois 27
10-5-13	North Dakota State 24, UNI 23
10-4-14	Indiana State 20, UNI 19
10-8-16	Western Illinois 36, Indiana State 35

10-29-16	Western Illinois 35, South Dakota 34
3-13-21	Southern Illinois 17, UNI 16
10-2-21	Southern Illinois 31, Western Illinois 30
10-9-21	Southern Illinois 42, S. Dakota State 41

MISSOURI VALLEY FB COACHING RECORDS*

League Games Only

<i>Coach, School</i>	<i>Yrs.</i>	<i>Wins</i>
Mark Farley, UNI (2001-)	21	106
John Stiegelmeier, SDSU (2008-)	13	76
Terry Allen, UNI (89-96); MSU (06-14)	17	65
Brock Spack, Illinois State (2009-)	13	56
Randy Ball, WIU (90-98); MSU (99-05)	16	51
Chris Klieman, NDSU (2014-18)	5	36
Dale Lennon, Southern Illinois (2008-15)	8	36
Jon Heacock, Youngstown St. (2001-09)	9	34
Don Patterson, W. Illinois (1999-09)	10+	33
Craig Bohl, N. Dakota State (2008-13)	6	32
Jesse Branch, MSU (1986-94)	9	31
Jerry Kill, Southern Illinois (2001-07)	7	30
Bob Nielson, WIU (2013-15); USD (16-)	9	30
Denver Johnson, Illinois State (2000-08)	9	28
Bob Spoo, Eastern Illinois (1987-95)	9	27
Dennis Raetz, Indiana St. (1986-97, 07)	12	26

All games at league institutions (all-time list):

<i>Coach, School</i>	<i>Yrs.</i>	<i>W-L</i>
Mark Farley, UNI (2001-)	21	168-93
John Stiegelmeier, SDSU (2008-)	14	117-60
Terry Allen, UNI (89-96); MSU (06-14)	17	112-90
Randy Ball, WIU (90-98); MSU (99-05)	16	98-83-1
Brock Spack, Illinois State (2009-)	13	89-60
Chris Klieman, N. Dakota State (2014-18)	5	69-6
Don Patterson, W. Illinois (1999-09)	10+	63-47
Craig Bohl, North Dakota State (2008-13)	6	61-20
Jon Heacock, Youngstown St. (2001-09)	9	60-44
Jerry Kill, Southern Illinois (2001-07)	7	55-32
Jesse Branch, MSU (1986-94)	9	55-44-1
^Dennis Raetz, Indiana St. (1986-97, 07)	12+	55-84
Bob Spoo, Eastern Illinois (1987-95)	9	52-49-1
Dale Lennon, Southern Illinois (2008-15)	8	51-42
Denver Johnson, Illinois State (2000-08)	9	48-54
Bob Nielson, WIU (2013-15); USD (16-)	9	45-55
Jim Tressel, Youngstown State (1997-00)	4	40-13
Matt Entz, North Dakota State (2019-)	3	37-4
Jim Heacock, Illinois State (1988-95)	8	37-49-2
Bo Pelini, Youngstown State (2015-19)	5	33-28
Bruce Craddock, W. Illinois (1985-89)	5	32-23
Eric Wolford, Youngstown State (2010-14)	5	31-26
Nick Hill, Southern Illinois (2016-)	6	31-37
David Elson, Western Ky. (2003-06)	4	30-17
Mike Dunbar, UNI (1997-00)	4	29-15
Darrell Mudra, UNI (1985-87)	3	28-9-1
Todd Berry, Illinois State (1996-99)	4	24-24
Tim McGuire, Indiana State (1998-04)	7	24-55
Del Miller, Missouri State (1995-98)	4	21-23
Jack Harbaugh, Western Ky. (2001-02)	2	20-7
Trent Miles, Indiana State (2008-12)	5	20-36
Mike Sanford, Indiana State (2013-16)	4	18-30
Mark Hendrickson, W. Illinois (08, 09-12)	5^	18-32
Al Molde, Eastern Illinois (1985-86)	2	17-7
Curt Mallory, Indiana State (2017-)	5+	17-28
Bob Smith, Southern Illinois (1988-92)	5	17-38
Charlie Fisher, WIU (2016-17)	2	14-9
Bob Otolski, Illinois State (1985-87)	3	14-15-2

Ray Dorr, Southern Illinois (1985-87)	3	14-19
Jan Quarless, S. Illinois (1997-00)	4	14-30
Bobby Petrino, Missouri State (2020-)	2	13-9
Dave Steckel, Missouri State (2015-19)	5	13-42
Joe Glenn, South Dakota (2012-15)	4	12-34
Shawn Watson, S. Illinois (1994-96)	3	11-22
Bubba Schweigert, UND (2020-)	2	10-8
Jared Elliott, Western Illinois (2018-21)	4	9-31
Rich Johannmeier, MSU (1985)	1	6-4-1
Earle Bruce, UNI (1988)	1	5-6
Rick Rhoades, Southern Illinois (1988)	1	4-7
Doug Phillips, Youngstown St. (2020-)	2	4-13
Lou West, Indiana State (2005-07)	2^	1-25
Myers Hendrickson, W. Illinois (2022-)	0	0-0

*does not count games while coach was at another institution or while institution was in another conference;
 ^Dennis Raetz served as interim head coach final seven games of 2007 after Lou West was relieved of head-coaching duties; Hendrickson served as interim head coach for the first seven games of 2008 while Don Patterson was on medical leave, and the final eight games of 2009 after Patterson's departure. +includes the 2020-21 season in the 'years,' although Indiana State opted out in Spring 2021 and played no games.

LEAGUE ROOKIE COACHING RECORDS

The following lists the league's best rookie coaching records. Coaches are ranked by total wins.

Coach, School	All	MVFC	Place
Matt Entz, NDSU (2019)	16-0	8-0	1st
Chris Klieman, NDSU (2014)	15-1	7-1	1st
Jim Tressel, YSU (1997)	13-2	4-2	3rd
Mark Farley, UNI (2001)	11-3	6-1	1st
Dale Lennon, SIU (2008)	9-3	7-1	t1st
David Elson, WKU (2003)	9-4	5-2	t3rd
Jon Heacock, YSU (2001)	8-3	5-2	t2nd
Terry Allen, UNI (1989)	8-3	4-2	t2nd
Mike Dunbar, UNI (1997)	7-4	5-1	2nd
Denver Johnson, ILS (2000)	7-4	4-2	t2nd
Don Patterson, WIU (1999)	7-4	2-4	t4th
John Stiegelmeier, SDSU (08)	7-5	6-2	3rd

"Rookie" signifies first year coaching in the MVFC, not necessarily his first head coaching job or first year with his respective team.

VALLEY FB FCS STATISTICAL CHAMPIONS

Year	Name, School (category)
1985	Missouri State (298.7 rush/game)
1986	Mike Smith, UNI (168.2 pass efficiency) Eastern Illinois (326.1 pass yards/game)
1988	Mike McCabe, ILS (44.1 punt average)
1990	Charles Swann, INS (32.1 yards/kick return) Brian Mitchell, UNI (2.4 field goals/game)
1991	Brian Mitchell, UNI (1.7 field goals/game)
1992	David Wright, INS (183.1 all-purpose/game)
1995	Dedric Ward, UNI (116.4 rec. yards/game)
1996	Mark Gagliano, SIU (45.0 punt average) Wayne Boyer, MSU (2.3 field goals/game) Indiana State (toughest FCS schedule)
1997	Travis Brawner, MSU (1.9 field goals/game) Aaron Stecker, WIU (13.6 points/game)

1998	Western Illinois (43.1 yards/net punting) Western Illinois (9.4 points allowed a game) Joe Lopez, WIU (1.45 field goals/game)
1999	Cornell Craig, SIU (129.0 rec. yards/game) MSU (40.0 yards/net punting)
2002	Mackenzie Hoambrecker, UNI (2.27 FG/game) Boomer Grigsby, ILS (16.27 tackles/game)
2003	Illinois State (39.2 yards/net punting) James Norris, WIU (19.1 yards/punt return)
2004	S. Illinois (13.17 points allowed a game)
2005	Laurént Robinson, ILS (133.2 receiving yds./game) Brent Hawkins, ILS (2.41 TFLs/game)
2006	Dre Dokes, UNI (0.64 interceptions per game) Jerome Bennett, WIU (0.50 forced fumbles/game)
2007	WIU & ILS (fewest fumbles lost - 4, in 11 games)
2008	Herb Donaldson, WIU (162.2 rush yards/game) Herb Donaldson, WIU (12.0 points per game) Jason Williams, WIU (6 forced fumbles) North Dakota State (pass defense - 116.8 ypg) Youngstown State (fewest penalty yds - 32.75 pg)
2009	Zach Kutch, ILS (2.00 FG/game) Pat Paschall, NDSU (139.7 rush yards/game) Youngstown State (fewest fumbles lost - 3)
2011	Shakir Bell, INS (151.8 rush yards/game) L.J. Fort, UNI (14.15 tackles/game) North Dakota State (12.73 points/game allowed)
2012	Zach Zenner, SDSU (157.2 rush yards/game) North Dakota State (11.53 points/game allowed) North Dakota State (234.47 yards allowed/game)
2013	North Dakota State (11.3 points/game allowed) Tyler Sievertsen, UNI (1.8 field goals/game) R.C. Kilgore, SDSU (5 fumbles recovered)
2014	UNI (26.30 yards/kickoff return) Michael Schmadeke, UNI (1.93 field goals/game) Marshaun Coprich, ILS (27 rushing TDs) Marshaun Coprich, ILS (2,274 total rushing yards)
2015	Mark Iannotti, SIU (355.5 total offense/game) MJ Stumpf, NDSU (4 recovered fumbles) Marshaun Coprich, ILS (23 rushing TDs) Youngstown State (116.7 pass yds/game allowed) North Dakota State (29.09 kickoff return average)
2016	North Dakota State (0.00 punt return yds allowed) Miles Bergner, USD (47.5 punting average) Karter Schult, UNI (1.55 sacks/game) Brett Taylor, WIU (8.5 solo tackles/game) Dylan Cole, MSU (12.9 total tackles/game)
2017	Youngstown State (143.7 pass yards allowed) UNI (92.2 Red Zone offense efficiency) North Dakota State (237.4 yards allowed/game) Youngstown State (9 turnovers allowed) Chase Vinatieri, SDSU (92.9 field goal accuracy) Chris Streveler, USD (373.4 yards total offense) Brett Taylor, WIU (13.5 tackles/game)
2018	North Dakota State (85.7 pct. 4th down efficiency) North Dakota State (23 interceptions gained) NDSU (54.2 Red Zone defense efficiency) Indiana State (fewest turnovers lost - 6) Austin Errthum, UNI (1.85 field goals per game) Easton Stick, NDSU (172.4 pass efficiency rating) Easton Stick, NDSU (270 points responsible for) Cade Johnson, SDSU (17 receiving TDs) Jonas Griffith, Indiana St. (7.4 solo tackles/game) Pete Swenson, WIU (2.2 tackles for loss/game)

2019	North Dakota State (fewest turnovers lost, 6) North Dakota State (12.3 -- scoring defense) North Dakota State (177.7 - team pass efficiency) NDSU (138.6 - fewest pass yards allowed) Illinois State (0.614 Red Zone defense efficiency) North Dakota St. (1 - fewest passes intercepted) Jordan Berner, SIU (4, most fumbles recovered) Trey Lance, NDSU (180.6 pass efficiency rating) Isaiah Weston, UNI (24.49 yards per reception)
20-21	NDSU (fewest penalties/game - 2.70) North Dakota State (23.8 - punt return average) North Dakota (fewest TFLs allowed/game - 3.43) Myles Harden, USD (2.2 - passes def./game)
2021	South Dakota (kickoff return average - 28.0) SDSU (passes intercepted - 21) Youngstown State (Red Zone offense - 1.000) North Dakota State (scoring defense - 11.1 ppg) Michael Lawson, WIU (fumbles recovered - 4) Dennis Houston, WIU (receptions/game - 8.2) Pierre Strong Jr., SDSU (total rush yards - 1,873) Darius Joiner, WIU (solo tackles/game - 7.2) Darius Joiner, WIU (tackles/game - 12.9) Isaiah Weston, UNI (yards/catch - 23.86)



PK Taylor Rowan connected on five field goals while lifting Western Illinois to a 4OT 29-26 victory against South Dakota State in 2007.

Team	Record	Last OT result
Illinois State	9-7	won, vs. UNI, 2021
Indiana State	9-8	won, vs. USD, 2018
Missouri State	2-10	won, at WIU, 2019
N. Dakota State	3-1	won, vs. YSU, 2017
UNI	6-10	lost, vs. ILS, 2021
USD	3-2	lost, vs. INS, 2018
S. Dakota State	4-3	lost, vs. SIU, 2021
S. Illinois	8-4	won, vs. SDSU, 2021
W. Illinois	7-4	lost, vs. SIU, 2021
Western Ky.	1-1	lost, vs. UNI, 2005
Youngstown St.	7-4	won, vs. UIW, 2021

The 1994 season marked the first year the conference had utilized the NCAA FCS tiebreaker format to decide the outcome of conference games tied at the end of regulation. That year, Western Illinois used two overtime "periods" to defeat Missouri State, 31-24, in the first-ever league game decided via the overtime.

Prior to the 1996 season, only FCS conferences utilized the tiebreaker system, but the NCAA FCS tiebreaker format was adopted for all NCAA games for the start of that 1996 season. In the seasons the league has used the tiebreaker, there have been 36 league games and 34 non-conference games decided in extra periods (since 1994).

Six league teams (UNI-2005) (Indiana State-2002 and 2004) (Illinois State-2012) (Western Illinois-2015) (NDSU-2016) (South Dakota-2016) have won two OT games in the same year. And UNI matched an FCS record by losing OT games in three successive weeks in 2013 (Oct. 12-19-26).

North Dakota State, meanwhile, became the first league school to open a season with back-to-back overtime wins, in 2016.

Three overtime games in 2002 took place on the same day (Sept. 28, 2002). Indiana State edged Murray State, Eastern Michigan defeated Southern Illinois, and UNI used three OT periods to beat Cal Poly.

The longest overtime game in league history took place on Aug. 30, 2007, as Western Illinois defeated South Dakota State, 29-26, in four overtimes.

The diagram below charts ties in conference history.

Total OT Games: 70
Non-Conference: 19-15 • Playoffs: 4-4

1987	+Northeast Louisiana 44, UNI 41 (2ot)
1991	+Marshall 20, Western Illinois 17 (1ot)
1993	+Boston 27, UNI 21 (2ot)
1994	*Western Illinois 31, Missouri State 24 (2ot)
1995	*Illinois State 20, Missouri State 17 (1ot) *Southern Illinois 33, Missouri State 30 (1ot)
1996	Oklahoma State 23, Missouri State 20 (1ot) Illinois State 31, Youngstown State 28 (2ot)
1997	*Western Illinois 29, UNI 22 (2ot) *Indiana State 16, Illinois State 13 (2ot) *UNI 29, Indiana State 21 (3ot)
1998	*Illinois State 41, Southern Illinois 38 (1ot) Youngstown State 18, New Haven 15 (1ot) McNeese State 20, UNI 17 (1ot)
1999	*Youngstown State 43, S. Illinois 37 (1ot) Western Kentucky 40, Indiana State 34 (1ot) *Indiana State 39, Western Illinois 36 (3ot)
2000	Youngstown State 42, Hofstra 35 (2ot) Illinois State 25, Eastern Illinois 18 (2ot) McNeese State 26, Missouri State 19 (2ot)
2002	Indiana State 34, Murray State 31 (2ot) E. Michigan 48, Southern Illinois 42 (2ot) UNI 29, Cal Poly 26 (3ot) *Indiana State 23, Missouri State 20 (1ot)
2003	*Youngstown State 30, Indiana State 24 (1ot) +Western Illinois 43, Montana 40 (2ot)
2004	Fla. International 22, Youngstown State 16 (1ot) Indiana State 33, Eastern Illinois 30 (1ot) *Indiana State 41, Illinois State 38 (2ot)
2005	*Southern Illinois 30, Missouri State 23 (1ot) *Western Kentucky 37, Illinois State 34 (1ot) *UNI 23, Western Kentucky 20 (2ot) +UNI 40, Texas State 37 (1ot)
2007	Western Illinois 29, South Dakota State 26 (4ot)
2008	McNeese State 46, S. Dakota State 44 (3 ot) *Western Illinois 48, Illinois State 45 (1ot) *Southern Illinois 17, Illinois State 10 (1ot) *Missouri State 27, Indiana State 24 (1ot)
2009	Quincy 26, Indiana State 20 (1ot)
2010	*Illinois State 44, Missouri State 41 (2ot) *Indiana State 38, Missouri State 35 (1ot) *Southern Illinois 45, UNI 38 (1ot) +E. Washington 38, N. Dakota State 31 (1ot)

(league years only)

	EIU	ILS	INS	MSU	NDSU	UNI	USD	SDSU	SIU	WIU	WKU	YSU
TOTAL TIES	1	4	0	2	--	1	--	--	0	1	--	--
Non-Conference	0	2	0	1	--	1	--	--	0	1	--	--
League Games	1	2	0	1	--	0	--	--	0	0	--	--

OVERTIMES	0-0	9-7	9-8	2-10	3-1	6-10	3-2	4-3	8-4	7-4	1-1	7-4
NCAA Playoffs	--	--	--	--	0-1	1-2	--	--	--	1-1	--	1-0
Non-Conference	--	5-0	2-2	0-2	2-1	3-4	1-1	0-1	0-2	2-1	0-0	5-1
League Games	--	4-7	7-6	2-8	1-0	3-6	2-1	4-2	8-2	5-3	1-1	2-3

2011	*UNI 23, Illinois State 20 (2ot)
	*South Dakota State 43, Missouri State 36 (2ot)
2012	Illinois State 54, Eastern Illinois 51 (2ot)
	+Illinois State 38, Appalachian State 37 (1ot)
2013	Eastern Illinois 40, Southern Illinois 37 (2ot)
	*Southern Illinois 24, UNI 17 (1ot)
	*South Dakota 38, UNI 31 (2ot)
	*South Dakota State 37, UNI 34 (2ot)
2014	*Indiana State 27, Youngstown State 24 (1ot)
2015	Illinois State 34, Eastern Illinois 31 (1ot)
	Youngstown State 21, Robert Morris 14 (1ot)
	*Western Illinois 37, Indiana State 30 (1ot)
	*Southern Illinois 38, Youngstown State 31 (ot)
	*Western Illinois 30, South Dakota St. 24 (2ot)
2016	N. Dakota State 24, Chas. Southern 17 (1ot)
	South Dakota 52, Weber State 49 (2ot)
	N. Dakota State 50, E. Washington 44 (1ot)
	North Dakota 47, South Dakota 44 (2ot)
	*South Dakota 33, Indiana State 30 (2ot)
	+Youngstown State 30, Wofford 23 (2ot)
2017	UNI 45, Cal Poly 38 (1ot)
	*N. Dakota State 27, Youngstown St. 24 (1ot)
	*S. Dakota State 27, Illinois State 24 (1ot)
2018	*S. Dakota State 54, Indiana State 51 (1ot)
	*Indiana State 51, South Dakota 48 (3ot)
2019	Iowa State 29, UNI 26 (3ot)
	*Missouri State 37, Western Illinois 31 (3ot)
2021	Youngstown State 44, UIW 41
	*Illinois State 17, UNI 10 (ot)
	*Southern Illinois 31, Western Illinois 30
	*Southern Illinois 42, South Dakota State 41


*denotes league game; +denotes FCS playoff game

1985	Conf.	PF	PA	ALL	PF	PA
UNI	5-0	29.2	12.2	11-2	30.2	16.3
Missouri St.	2-2-1	25.6	25.6	6-4-1	31.9	23.8
W. Illinois	2-3	17.0	24.0	5-5	20.5	23.0
S. Illinois	2-3	22.0	21.6	4-7	29.7	23.3
E. Illinois	2-3	20.4	27.6	6-5	23.7	24.7
Illinois State	1-3-1	10.4	16.0	6-3-2	18.7	14.2
1986	Conf.	PF	PA	ALL	PF	PA
E. Illinois	5-1	34.2	16.2	11-2	37.2	16.5
S. Illinois	4-2	21.0	21.8	7-4	21.4	20.2
UNI	4-2	33.0	19.0	7-3-1	31.5	20.1
Illinois State	3-3	18.3	19.0	5-5	18.2	17.8
W. Illinois	2-4	17.5	22.2	6-5	17.5	19.3
Indiana State	1-5	13.8	26.0	3-8	15.1	27.6
Missouri State	1-5	12.3	28.5	3-7	12.7	26.3
1987	Conf.	PF	PA	ALL	PF	PA
UNI	6-0	32.3	11.8	10-4	33.1	21.8
W. Illinois	5-1	23.7	22.0	7-4	23.9	22.4
E. Illinois	3-3	16.3	16.3	5-6	14.5	18.2
Missouri State	3-3	21.0	12.0	5-6	17.7	13.2
Indiana State	2-4	12.3	26.7	5-6	17.8	24.6
S. Illinois	2-4	19.3	19.5	3-8	15.1	20.7
Illinois State	0-6	12.2	28.8	3-7	17.5	24.0
1988	Conf.	PF	PA	ALL	PF	PA
W. Illinois	6-0	27.0	18.3	10-2	31.3	17.7
Missouri State	4-2	28.5	21.0	5-5	25.2	20.0
Indiana State	4-2	21.5	15.7	5-6	18.6	23.5
UNI	3-3	19.5	20.2	5-6	26.6	21.7
E. Illinois	2-4	17.7	22.8	5-6	18.6	19.0
S. Illinois	2-4	15.8	22.2	4-7	18.3	23.8
Illinois State	0-6	12.5	22.3	1-10	12.3	24.7
1989	Conf.	PF	PA	ALL	PF	PA
Missouri State	5-1	31.2	17.3	10-3	33.4	22.5
E. Illinois	4-2	21.2	15.2	9-4	21.4	13.8
UNI	4-2	24.8	23.7	8-3	27.5	19.2
Illinois State	4-2	19.7	17.5	5-6	17.3	21.8
Indiana State	2-4	16.5	20.3	4-7	20.2	21.8
W. Illinois	1-5	11.0	22.2	4-7	18.6	19.5
S. Illinois	1-5	17.8	26.0	2-9	20.2	26.4
1990	Conf.	PF	PA	ALL	PF	PA
Missouri State	5-1	34.8	17.2	9-3	34.4	18.3
UNI	5-1	28.3	13.8	8-4	27.8	17.4
E. Illinois	3-3	15.8	22.3	5-6	16.4	19.9
Illinois State	3-3	20.0	21.8	5-6	18.0	17.2
W. Illinois	3-3	19.7	25.2	3-8	17.6	28.5
Indiana State	1-5	22.0	27.2	4-7	23.9	26.3
S. Illinois	1-5	10.7	23.8	2-9	15.8	28.5
1991	Conf.	PF	PA	ALL	PF	PA
UNI	5-1	25.0	15.0	11-2	28.2	12.2
S. Illinois	4-2	21.5	20.3	7-4	21.6	24.6
W. Illinois	4-2	18.0	16.5	7-4-1	23.2	15.2
Missouri State	3-3	26.0	20.2	6-4-1	29.5	19.9
Indiana State	2-4	14.8	29.0	5-6	20.8	22.0
E. Illinois	2-4	24.8	23.0	4-7	27.9	24.0
Illinois State	1-5	12.8	19.0	5-6	19.8	16.0
1992	Conf.	PF	PA	ALL	PF	PA
UNI	5-1	32.3	15.2	12-2	21.8	14.4
W. Illinois	4-2	29.3	24.7	7-4	31.7	23.8
Missouri State	4-2	24.0	20.7	6-5	26.0	20.9
E. Illinois	2-4	23.2	29.8	5-6	25.1	26.8
Illinois State	2-4	22.3	22.0	5-6	26.3	22.2
Indiana State	2-4	24.8	30.1	4-7	29.0	31.3
S. Illinois	2-4	31.5	42.8	4-7	31.8	37.2

1993	Conf.	PF	PA	ALL	PF	PA
UNI	5-1	26.6	18.7	8-4	29.2	19.8
Missouri State	4-2	23.5	23.2	7-4	24.6	22.6
W. Illinois	4-2	18.0	16.5	4-7	17.2	22.5
Illinois State	2-3-1	22.8	18.8	6-4-1	24.2	19.9
E. Illinois	2-3-1	26.5	23.5	3-7-1	22.7	28.2
Indiana State	2-4	17.2	23.3	4-7	21.3	24.4
S. Illinois	1-5	22.2	32.8	2-9	22.9	34.1
1994	Conf.	PF	PA	ALL	PF	PA
UNI	6-0	23.5	12.5	8-4	22.6	17.0
W. Illinois	4-2	23.7	21.3	8-3	32.8	20.2
E. Illinois	4-2	21.3	15.0	6-5	23.0	20.2
Illinois State	3-3	20.0	13.8	5-5-1	22.2	17.4
Indiana State	2-4	15.7	18.3	5-6	22.4	15.8
Missouri State	2-4	18.1	23.8	4-7	19.7	23.9
S. Illinois	0-6	14.8	27.5	1-10	14.2	31.9
1995	Conf.	PF	PA	ALL	PF	PA
E. Illinois	5-1	22.6	13.0	10-2	27.3	16.8
UNI	5-1	23.8	12.0	8-5	25.9	18.2
Indiana State	3-3	19.0	17.3	7-4	21.5	16.9
Illinois State	3-3	19.8	19.3	5-6	18.7	17.5
S. Illinois	2-4	13.0	27.8	5-6	18.0	26.4
W. Illinois	2-4	14.7	21.7	4-7	24.3	22.9
Missouri State	1-5	15.5	17.3	4-7	20.0	18.5
1996	Conf.	PF	PA	ALL	PF	PA
UNI	5-0	36.6	14.6	12-2	32.7	18.2
W. Illinois	3-2	18.4	17.4	9-3	22.5	15.4
Missouri State	3-2	24.6	20.6	7-4	25.9	16.3
Indiana State	3-2	17.6	17.8	6-5	23.3	21.3
S. Illinois	1-4	18.8	28.4	5-6	27.5	27.5
Illinois State	0-5	15.2	32.0	3-8	20.5	28.7
1997	Conf.	PF	PA	ALL	PF	PA
W. Illinois	6-0	32.5	17.0	11-2	31.3	17.6
UNI	5-1	31.2	27.5	7-4	28.0	30.8
Youngstown	4-2	29.3	13.7	13-2	30.5	15.3
Missouri State	3-3	23.5	25.7	5-6	24.2	25.6
Indiana State	2-4	11.0	24.3	3-8	10.8	22.5
S. Illinois	1-5	23.8	29.5	3-8	21.6	29.1
Illinois State	0-6	17.7	31.3	2-9	20.0	30.2
1998	Conf.	PF	PA	ALL	PF	PA
W. Illinois	5-1	19.3	7.5	11-3	22.0	9.4
Illinois State	4-2	33.8	30.2	8-4	36.1	26.6
UNI	3-3	24.5	22.8	7-4	26.2	17.4
Youngstown	3-3	17.7	26.0	6-5	22.7	23.7
Missouri State	3-3	24.2	24.0	5-6	28.9	25.8
Indiana State	2-4	20.3	22.7	5-6	23.7	25.0
S. Illinois	1-5	20.5	27.2	3-8	23.5	26.9
1999	Conf.	PF	PA	ALL	PF	PA
Illinois State	6-0	39.5	32.2	11-3	34.8	25.4
Youngstown	5-1	29.3	25.7	12-3	28.1	24.1
UNI	3-3	30.3	29.0	8-3	36.4	23.1
W. Illinois	2-4	36.8	31.0	7-4	34.8	21.9
Missouri State	2-4	30.0	29.2	5-6	33.9	24.1
Indiana State	2-4	30.8	34.5	3-8	25.8	33.9
S. Illinois	1-5	37.2	52.5	5-6	38.5	39.3
2000	Conf.	PF	PA	ALL	PF	PA
W. Illinois	5-1	31.8	18.3	9-3	34.8	17.6
Youngstown	4-2	22.2	16.8	9-3	26.6	16.3
Illinois State	4-2	25.5	15.0	7-4	32.8	20.1
UNI	3-3	32.2	27.3	7-4	36.1	27.7
Missouri State	2-4	15.7	20.0	5-6	21.5	18.2
S. Illinois	2-4	20.0	25.5	3-8	18.9	28.7
Indiana State	1-5	10.2	34.5	1-10	11.1	37.1



UNI has more championships than any other conference school (16), and Mark Farley has led UNI to seven league titles (2001-03-05-07-08-10-11).



Craig Bohl led the North Dakota State Bison to three-straight championships from 2011-13, including outright titles in 2012 and 2013.

2001	Conf.	PF	PA	ALL	PF	PA
UNI	6-1	23.6	17.1	11-3	26.9	24.3
Youngstown	5-2	31.0	19.9	8-3	33.5	17.4
Western Ky.	5-2	28.4	13.0	8-4	26.5	12.2
W. Illinois	4-3	27.0	24.7	5-5	25.7	29.0
Missouri State	3-4	23.6	28.4	6-5	27.0	24.6
Indiana State	2-5	17.1	29.6	3-8	15.3	31.5
Illinois State	2-5	26.9	33.9	2-9	23.5	34.1
S. Illinois	1-6	15.6	26.6	1-10	15.2	30.8

2002	Conf.	PF	PA	ALL	PF	PA
W. Illinois	6-1	31.7	18.1	11-2	36.2	18.5
Western Ky.	6-1	22.3	9.0	12-3	28.8	16.4
Youngstown	4-3	16.3	16.1	7-4	19.5	18.3
Illinois State	4-3	21.4	17.3	6-5	22.6	22.7
Indiana State	3-4	17.3	25.7	5-7	18.8	26.5
UNI	2-5	17.6	27.3	5-6	20.6	26.0
S. Illinois	2-5	25.3	32.6	4-8	34.5	30.0
Missouri State	1-6	21.3	27.0	4-7	23.2	26.7

2003	Conf.	PF	PA	ALL	PF	PA
S. Illinois	6-1	33.0	21.9	10-2	36.4	19.1
UNI	6-1	27.9	20.6	10-3	30.0	18.9
W. Illinois	5-2	38.6	30.4	9-4	36.3	25.5
Western Ky.	5-2	29.7	17.3	9-4	32.8	16.8
Illinois State	3-4	27.0	26.1	6-6	26.5	24.4
Youngstown	2-5	21.1	32.6	5-7	23.4	23.6
Missouri State	1-6	24.1	30.0	4-7	26.2	25.1
Indiana State	0-7	15.3	37.9	3-9	14.2	29.7

2004	Conf.	PF	PA	ALL	PF	PA
S. Illinois	7-0	44.0	12.6	10-2	42.6	13.2
Western Ky.	6-1	35.0	17.7	9-3	29.2	18.9
UNI	5-2	28.4	18.6	7-4	31.9	18.0
Missouri State	3-4	25.6	31.1	6-5	26.8	29.5
W. Illinois	2-5	19.7	39.3	4-7	28.3	37.2
Illinois State	2-5	26.0	34.6	4-7	25.6	32.0
Youngstown	2-5	24.6	28.0	4-7	24.5	24.7
Indiana State	1-6	20.1	41.6	4-7	22.1	37.7

2005	Conf.	PF	PA	ALL	PF	PA
UNI	5-2	23.6	21.0	11-4	29.9	23.8
Youngstown	5-2	26.4	15.3	8-3	27.8	16.2
S. Illinois	5-2	32.4	27.1	9-4	34.5	22.9
Illinois State	4-3	40.7	25.3	7-4	39.2	21.3
Western Ky.	4-3	29.1	27.6	6-5	30.8	26.5
W. Illinois	3-4	29.1	30.9	5-6	32.0	33.7
Missouri State	2-5	22.9	32.6	4-6	27.3	31.2
Indiana State	0-7	21.1	45.7	0-11	17.5	43.3

2006	Conf.	PF	PA	ALL	PF	PA
Youngstown	6-1	32.4	18.0	11-3	31.4	23.1
Illinois State	5-2	30.3	21.4	9-4	29.0	20.2
UNI	5-2	29.7	23.1	7-4	31.0	22.6
S. Illinois	4-3	31.1	23.1	9-4	34.5	19.7
Western Ky.	4-3	24.7	22.0	6-5	23.5	23.9
W. Illinois	2-5	27.4	29.9	5-6	30.3	25.2
Missouri State	1-6	15.4	29.4	2-9	17.6	28.0
Indiana State	1-6	18.0	42.1	1-10	21.5	44.8

2007	Conf.	PF	PA	ALL	PF	PA
UNI	6-0	35.8	14.0	12-1	36.1	16.8
S. Illinois	5-1	34.8	16.7	12-2	37.9	17.4
Youngstown	3-3	28.7	19.5	7-4	27.4	18.5
W. Illinois	3-3	18.8	19.0	6-5	24.8	19.5
Missouri State	2-4	29.8	35.2	6-5	36.3	35.3
Illinois State	2-4	31.3	30.2	4-7	29.5	30.7
Indiana State	0-6	10.3	55.2	0-11	11.2	49.2

2008	Conf.	PF	PA	ALL	PF	PA
UNI	7-1	29.1	12.9	12-3	29.2	17.7
S. Illinois	7-1	31.1	17.8	9-3	29.4	21.3
S. Dakota St.	6-2	36.0	21.0	7-5	35.6	29.0
W. Illinois	4-4	29.3	24.6	6-5	32.3	21.7
N. Dakota St.	4-4	28.1	21.9	6-5	29.9	19.2
Missouri State	3-5	22.6	33.6	4-7	24.2	35.4
Youngstown	3-5	24.6	32.9	4-8	22.5	29.3
Illinois State	2-6	29.9	32.1	3-8	28.4	30.9
Indiana State	0-8	9.3	43.3	0-12	8.4	42.3

2009	Conf.	PF	PA	ALL	PF	PA
S. Illinois	8-0	32.8	14.2	11-2	34.0	15.9
S. Dakota St.	7-1	26.8	13.1	8-4	27.8	17.4
UNI	5-3	31.9	15.1	7-4	33.4	13.2
Illinois State	5-3	24.2	24.6	6-5	23.2	25.5
Youngstown	4-4	19.1	20.4	6-5	21.1	22.1
Missouri State	4-4	18.5	21.8	6-5	19.7	22.4
N. Dakota St.	2-6	25.0	25.6	3-8	29.2	28.6
Indiana State	1-7	8.6	37.9	1-10	9.0	35.5
W. Illinois	0-8	10.2	24.4	1-10	14.0	27.6

2010	Conf.	PF	PA	ALL	PF	PA
UNI	6-2	29.5	22.0	7-5	23.5	21.1
W. Illinois	5-3	33.8	24.6	8-5	32.5	22.6
N. Dakota St.	4-4	20.1	19.4	9-5	25.4	18.2
Indiana St.	4-4	28.9	32.4	6-5	31.9	29.8
Illinois State	4-4	29.5	40.2	6-5	29.2	39.6
Missouri St.	4-4	27.5	30.6	5-6	30.4	34.0
S. Illinois	4-4	29.6	27.4	5-6	30.1	25.9
S. Dakota St.	4-4	25.9	23.6	5-6	21.3	21.1
Youngstown	1-7	29.5	34.0	3-8	31.3	31.5

2011	Conf.	PF	PA	ALL	PF	PA
N. Dakota St.	7-1	29.1	16.4	14-1	31.3	12.7
UNI	7-1	26.8	14.3	10-3	26.1	19.0
Illinois State	5-3	25.1	19.3	7-4	27.9	19.2
Indiana State	4-4	27.0	26.1	6-5	28.6	27.3
Youngstown	4-4	33.3	27.4	6-5	36.2	25.7
S. Dakota St.	4-4	27.4	29.0	5-6	24.1	33.1
S. Illinois	2-6	22.0	27.1	4-7	25.7	27.0
Missouri State	2-6	23.0	34.1	2-9	20.2	37.1
W. Illinois	1-7	15.9	35.9	2-9	15.3	36.1

2012	Conf.	PF	PA	ALL	PF	PA
N. Dakota St.	7-1	31.4	14.5	14-1	33.0	11.5
S. Dakota St.	6-2	22.9	15.2	9-4	23.4	16.4
Illinois State	5-3	22.4	21.5	9-4	30.2	26.1
Indiana State	5-3	20.8	15.4	7-4	23.1	14.3
S. Illinois	5-3	21.2	15.1	6-5	22.5	19.5
Youngstown	4-4	24.6	27.5	7-4	28.9	23.7
UNI	4-4	29.6	22.8	5-6	30.3	21.4
Missouri State	3-5	19.1	20.6	3-8	17.5	25.4
W. Illinois	1-7	6.8	30.2	3-8	9.7	28.3
South Dakota	0-8	15.6	31.5	1-10	17.0	31.5

2013	Conf.	PF	PA	ALL	PF	PA
N. Dakota St.	8-0	34.6	12.0	15-0	38.7	11.3
Youngstown	5-3	29.2	27.4	8-4	33.8	26.2
S. Dakota St.	5-3	27.2	19.4	9-5	28.9	23.6
S. Illinois	5-3	25.5	23.9	7-5	28.5	25.2
Missouri State	5-3	30.8	20.9	5-7	27.3	23.0
Illinois State	4-4	23.6	25.0	5-6	24.7	29.5
UNI	3-5	21.9	22.4	7-5	26.2	18.8
South Dakota	3-5	17.8	27.2	4-8	17.4	25.8
W. Illinois	2-6	20.2	27.6	4-8	21.4	25.2
Indiana State	0-8	11.5	36.6	1-11	20.7	35.9

2014	Conf.	PF	PA	ALL	PF	PA
N. Dakota St.	7-1	32.4	13.5	15-1	32.9	14.1
Illinois State	7-1	34.4	23.4	13-2	38.3	21.5
UNI	6-2	30.5	19.5	9-5	32.3	19.9
S. Dakota St.	5-3	30.6	27.9	9-5	31.8	25.4
Youngstown	4-4	22.6	24.4	7-5	27.3	23.5
Indiana State	4-4	22.5	25.9	8-6	25.3	24.2
S. Illinois	3-5	25.9	29.8	6-6	29.4	26.4
W. Illinois	3-5	25.8	30.9	5-7	24.9	27.2
Missouri State	1-7	18.4	26.8	4-8	22.9	26.0
South Dakota	0-8	16.4	37.5	2-10	19.4	35.6

2015	Conf.	PF	PA	ALL	PF	PA
N. Dakota St.	7-1	35.5	16.6	13-2	34.9	15.3
Illinois State	7-1	34.1	17.8	10-3	34.7	21.2
S. Dakota St.	5-3	24.2	15.8	8-4	28.4	17.3
UNI	5-3	29.9	16.4	9-5	29.5	19.6
W. Illinois	5-3	28.0	32.5	7-6	25.2	29.7
Youngstown	3-5	27.1	24.0	5-6	29.4	23.1
Indiana State	3-5	26.2	32.9	5-6	27.7	31.5
South Dakota	3-5	19.0	28.6	5-6	21.0	25.5
S. Illinois	2-6	36.5	36.6	3-8	36.1	34.6
Missouri State	0-8	9.1	48.6	1-10	9.8	48.6

2016	Conf.	PF	PA	ALL	PF	PA
N. Dakota St.	7-1	26.6	13.2	12-2	29.1	16.6
S. Dakota St.	7-1	35.4	23.4	9-4	33.2	27.3
Youngstown	6-2	22.0	16.0	12-4	27.6	19.9
Illinois State	4-4	26.0	23.4	6-6	26.0	21.8
UNI	4-4	31.4	21.0	5-6	29.1	22.0
W. Illinois	3-5	27.4	35.2	6-5	29.0	31.5
South Dakota	3-5	26.5	29.4	4-7	29.9	34.5
S. Illinois	2-6	28.8	32.6	4-7	30.9	30.7
Indiana State	2-6	22.2	31.5	4-7	24.9	32.6
Missouri State	2-6	21.5	42.0	4-7	23.4	35.7

2017	Conf.	PF	PA	ALL	PF	PA
N. Dakota St.	7-1	32.6	14.4	14-1	38.7	11.6
S. Dakota St.	6-2	34.9	24.8	11-3	37.2	23.9
UNI	6-2	28.0	19.9	8-5	29.4	23.6
W. Illinois	5-3	32.5	25.1	8-4	34.2	22.2
South Dakota	4-4	32.4	27.2	8-5	38.2	26.5
Youngstown	4-4	27.1	21.6	6-5	29.7	19.1
Illinois State	4-4	22.8	20.4	6-5	26.1	19.4
S. Illinois	2-6	22.5	29.8	4-7	27.4	27.5
Missouri State	2-6	24.4	36.8	3-8	24.2	38.3
Indiana State	0-8	11.2	48.5	0-11	14.4	44.9

2018	Conf.	PF	PA	ALL	PF	PA
N. Dakota St.	8-0	41.0	14.2	15-0	41.5	12.6
S. Dakota St.	6-2	39.9	25.4	10-3	42.5	22.3
Indiana State	5-3	29.8	29.8	7-4	31.7	28.2
UNI	5-3	27.5	22.1	7-6	25.6	21.3
W. Illinois	4-4	24.4	24.9	5-6	23.9	26.0
Illinois State	3-5	27.6	23.9	6-5	31.8	20.0
South Dakota	3-5	27.1	36.8	4-7	26.7	34.2
Youngstown	3-5	21.8	27.1	4-7	23.1	27.2
Missouri State	2-6	18.0	38.2	4-7	23.0	36.0
S. Illinois	1-7	24.6	39.2	2-9	30.1	40.7

2019	Conf.	PF	PA	ALL	PF	PA
N. Dakota St.	8-0	38.9	16.4	16-0	37.3	12.3
UNI	6-2	24.3	19.6	10-5	21.0	17.7
Illinois State	5-3	16.6	17.9	10-5	19.8	16.0
S. Dakota St.	5-3	29.5	19.5	8-5	29.7	16.7
S. Illinois	5-3	26.5	19.6	7-5	28.3	23.0
South Dakota	4-4	33.3	28.6	5-7	30.3	32.4
Indiana State	3-5	18.5	24.4	5-7	29.4	22.8
Youngstown	2-6	23.4	30.9	6-6	30.4	26.8
Missouri State	1-7	14.6	33.0	1-10	15.5	36.1
Western Illinois	1-7	19.5	39.8	1-11	18.7	36.9

2020-21*	Conf.	PF	PA	ALL	PF	PA
S. Dakota St.	5-1	29.2	15.0	8-2	29.3	15.8
Missouri State	5-1	17.5	26.8	5-5	20.2	19.3
North Dakota	4-1	29.9	21.0	5-2	28.8	20.6
N. Dakota St.	5-2	26.0	19.0	7-3	22.7	16.9
S. Illinois	3-3	27.1	29.7	6-4	22.7	28.3
UNI	3-4	19.6	15.3	3-4	19.6	15.3
South Dakota	1-3	17.8	24.0	1-3	17.8	24.0
Illinois State	1-3	17.2	21.5	1-3	17.2	21.5
W. Illinois	1-5	20.0	32.8	1-5	20.0	32.8
Youngstown	1-6	15.4	21.9	1-6	15.4	21.9

*due to an imbalance of league games played because of COVID -- SDSU/MSU/UND were declared tri-champions despite different UND's 4-1 league mark. Indiana State opted out of the Spring 2021 season.

2021	Conf.	PF	PA	ALL	PF	PA
N. Dakota State	7-1	32.6	15.0	14-1	34.1	11.1
Missouri State	6-2	33.2	25.1	8-4	34.2	26.2
S. Dakota State	5-3	27.9	16.0	11-4	33.6	17.3
S. Illinois	5-3	26.5	24.4	8-5	28.2	22.9
South Dakota	5-3	27.2	23.5	7-5	27.0	20.7
UNI	4-4	25.2	20.2	6-6	24.9	18.0
North Dakota	3-5	21.5	20.1	5-6	24.5	20.3
Indiana State	3-5	15.0	33.0	5-6	15.9	30.0
Illinois State	2-6	15.2	23.4	4-7	18.4	22.4
Youngstown	2-6	23.6	33.9	3-7	24.7	35.4
W. Illinois	2-6	23.0	36.5	2-9	24.4	38.8

Membership Summary	
Eastern Illinois (1985-95)	11 years
Illinois State (1985-present)	37 years
Indiana State (1986-present)	36 years
Missouri State (1985-present)	37 years
North Dakota (2020-present)	2 years
North Dakota State (2008-present)	14 years
UNI (1985-present)	37 years
South Dakota (2012-present)	10 years
South Dakota State (2008-present)	14 years
Southern Illinois (1985-present)	37 years
Western Illinois (1985-present)	37 years
Western Kentucky (2001-06)	6 years
Youngstown State (1997-present)	25 years

Championship Summary, Outright Titles	
UNI	10
North Dakota State	6
Western Illinois	4
Southern Illinois	2
Eastern Illinois	1
Illinois State	1
Missouri State	1
Youngstown State	1

Shared Titles	
UNI (1990) (1995) (2003) (2005) (2008) (2011)	6
Southern Illinois (2003) (2005) (2008)	3
North Dakota State (2011) (14) (15) (16)	4
Illinois State (2014) (2015)	2
Missouri State (1990) (20-21)	2
South Dakota State (2016) (20-21)	2
Eastern Illinois (1995)	1
North Dakota (20-21)	1
Western Illinois (2002)	1
Western Kentucky (2002)	1
Youngstown State (2005)	1

Total Titles (Outright and Shared, Combined)	
UNI	16
North Dakota State	10
Southern Illinois	5
Western Illinois	5
Illinois State	3
Missouri State	3
Eastern Illinois	2
South Dakota State	2
Youngstown State	2
North Dakota	1
Western Kentucky	1



Illinois State's Brian Thompson was part of an ISU offense that led the league and ranked No. 5 nationally in total offensive yards in 2005.



Missouri State's Austin Moherman set what was then an NCAA record by completing 20 consecutive pass attempts against Indiana State in 2000.

ALL PURPOSE

Yr.	Player (Rank), School	G	Yds.	YPG
1985	Keith Williams, MSU	11	1943	176.6
1986	Albert Brown, WIU	11	1333	121.2
1987	Carl Boyd, UNI	11	1847	167.9
1988	Steve Elminger, INS	11	1659	150.8
1989	Tony Gilbert, MSU	11	1730	157.3
1990	Jamie Jones (5), EIU	11	1607	146.1
1991	Jamie Jones (4), EIU	11	2007	182.5
1992	David Wright (1), INS	11	2014	183.1
1993	Willie High (23), EIU	11	1508	137.1
1994	Kendall McDonald (27), WIU	9	1256	139.6
1995	Willie High (26), EIU	11	1537	139.7
1996	Michael Cosey (8), MSU	11	2008	182.6
1997	Aaron Stecker (3), WIU	11	2245	204.1
1998	Karilton Carpenter (6), SIU	11	2142	194.7
1999	Cornell Craig (3), SIU	11	2004	182.2
2000	Charles Tharp (24), WIU	11	1588	144.4
2001	P.J. Mays (20), YSU	11	1610	146.4
2002	Muhammad Abdulqadir, SIU	8	1411	176.4
	P.J. Mays (22), YSU	11	1476	134.2
2003	Sha-Ron Edwards (30), ILS	12	1605	133.8
2004	Travis Glasford (13), WIU	10	1544	154.4
2005	Arkee Whitlock (4), SIU	12	2105	175.4
2006	Arkee Whitlock (2), SIU	13	2330	179.2
2007	Corey Lewis (16), UNI	13	2178	167.5
2008	Larry Warner (3), SIU	12	2249	187.4
2009	Deji Karim (3), SIU	13	2338	179.8
2010	Jamaine Cook (9), YSU	11	1888	171.6
2011	Shakir Bell (7), INS	11	1822	165.6
2012	Zach Zenner (7), SDSU	13	2241	172.4
2013	Zach Zenner (6), SDSU	14	2015	161.9
2014	David Johnson (3), UNI	14	2527	180.5
2015	Marshaun Coprich (5), ILS	13	2163	166.4
2016	Jody Webb (8), YSU	14	2254	161.0
2017	Jaelon Acklin (11), WIU	12	1624	135.3
2018	D.J. Davis (14), SIU	11	1543	140.3
2019	James Robinson (16), ILS	15	1979	131.9
20-21	Tony Tate (12), WIU	6	774	129.0
2021	Jaleel McLaughlin (10), YSU	10	1317	131.7

TOTAL OFFENSE

Yr.	Player (Rank), School	G	Plays	Yds.	YPG
1985	Sean Payton (8), EIU	11	594	3005	273.2
1986	Sean Payton (2), EIU	11	486	3397	308.8
1987	Paul Singer (18), WIU	11	459	2318	210.7
1988	Paul Singer (18), WIU	11	436	2437	221.6
1989	Eric Arnold, EIU	11	379	2096	190.6
1990	Jay Johnson (12), UNI	11	337	2618	238.0
1991	Adrian Wilson, ILS	11	353	2017	183.4
1992	Donny Simmons (17), WIU	11	402	2549	231.7
1993	Kurt Warner (24), UNI	11	318	2372	215.6
1994	Rob St. Sauver (33), WIU	11	332	2232	202.9
1995	Chris Berg (35), UNI	10	261	1980	198.0
1996	Steve Beard (14), UNI	11	275	2512	228.4
1997	Shane Fortney (16), UNI	11	411	2655	241.4
1998	Kevin Glenn (9), ILS	11	427	3005	273.2
1999	Ryan Helming (5), UNI	11	449	3469	315.4
2000	Ryan Helming (8), UNI	11	429	3258	296.2
2001	Sam Clemons (10), WIU	10	390	2749	274.9
2002	Russ Michna (19), WIU	13	411	3167	243.6
2003	Russ Michna (20), WIU	13	441	3327	255.9
2004	Yance Vaughan (31), ILS	11	458	2499	227.2
2005	Luke Drone (14), ILS	11	404	3056	277.8
2006	Luke Drone (14), ILS	13	406	3011	231.6
2007	Nick Hill (18), SIU	14	482	3532	252.3
2008	Ryan Berry (19), SDSU	12	466	3009	250.8

2009	Pat Grace (30), UNI	11	346	2577	234.3
2010	Matt Barr (6), WIU	13	497	3859	296.8
2011	Trevor Wooden (27), MSU	10	373	2420	242.0
2012	Matt Brown (20), ILS	13	496	3522	270.9
2013	Kory Faulkner (36), SIU	9	332	2234	248.2
2014	Tre Roberson (16), ILS	15	530	4250	283.3
2015	Mark Iannotti (1), SIU	11	595	3911	355.5
2016	Taryn Christion (6), SDSU	13	565	4049	311.5
2017	Chris Streveler (1), USD	13	649	4854	373.4
2018	Austin Simmons (6), USD	11	587	3456	314.2
2019	Austin Simmons (12), USD	12	567	3541	295.1
20-21	Connor Sampson (13), WIU	6	299	1735	289.2
2021	Jason Shelley (10), MSU	12	555	3789	315.8

RUSHING

Yr.	Player (Rank), School	G	Car.	Yds.	YPG
1985	Byron Mitchell (10), SIU	11	171	1211	110.1
1986	Mel Kirksy, SIU	11	165	833	75.2
1987	Ron Westmoreland (7), ILS	9	197	1025	113.9
1988	Tori Vactor (17), INS	11	206	1052	95.6
1989	Jamie Jones, EIU	11	237	887	80.6
1990	Derrick Franklin (3), INS	11	284	1301	118.3
1991	Derrick Franklin (3), INS	11	318	1505	136.8
1992	Toby Davis (2), ILS	11	341	1561	141.9
1993	Willie High (7), EIU	11	273	1487	135.2
1994	Kendall McDonald (18), WIU	9	189	1015	112.8
1995	Willie High (11), EIU	11	314	1458	132.6
1996	Michael Cosey (9), MSU	11	293	1453	132.1
1997	Aaron Stecker (2), WIU	11	298	1957	177.9
1998	Karilton Carpenter (5), SIU	11	323	1892	172.0
1999	Charles Tharp (19), WIU	11	282	1311	119.2
2000	Charles Tharp (8), WIU	11	238	1523	138.5
2001	P.J. Mays (12), YSU	11	227	1446	131.5
2002	Muhammad Abdulqadir, SIU	8	196	1331	166.4
	P.J. Mays (5), YSU	11	255	1284	116.7
2003	Sha-Ron Edwards (14), ILS	12	247	1409	117.4
2004	Travis Glasford (17), WIU	10	224	1080	108.0
2005	Arkee Whitlock (12), SIU	12	269	1455	121.2
2006	Marcus Mason (2), YSU	12	302	1847	153.9
2007	Herb Donaldson (5), WIU	10	259	1491	149.1
2008	Herb Donaldson (1), WIU	11	324	1784	162.2
2009	Pat Paschall (1), NDSU	10	207	1397	139.7
2010	Kyle Minett (10), SDSU	10	234	1208	120.8
2011	Shakir Bell (1), INS	11	230	1670	151.8
2012	Zach Zenner (1), SDSU	13	300	2044	157.2
2013	Zach Zenner (3), SDSU	14	351	2015	143.9
2014	Marshaun Coprich (2), ILS	15	370	2274	151.6
2015	Marshaun Coprich (2), ILS	13	321	1967	151.3
2016	Jody Webb (20), YSU	14	229	1342	95.9
2017	Tevin McCaster (10), YSU	11	221	1066	96.9
2018	Ja'Quan Keys, INS	7	158	948	135.4
	James Robinson (10), ILS	11	205	1290	117.3
2019	James Robinson (2), ILS	15	364	1899	126.6
20-21	Otis Weah (10), UND	7	102	730	104.3
2021	Jaleel McLaughlin (4), YSU	10	175	1139	113.9

PASS EFFICIENCY RATING

Yr.	Player (Rank), School	Cmp-Att	Yds.	TD	Pts.
1985	Mike Smith, UNI	169-291	2357	16	136.7
1986	Mike Smith, UNI	190-303	3125	27	166.9
1987	John Sahn, INS	75-154	1296	11	137.8
1988	Paul Singer, WIU (14)	201-364	2639	20	128.2
1989	DeAndre Smith, MSU	85-144	1226	6	138.7
1990	Jay Johnson (2), UNI	150-275	2768	15	152.0
1991	Jeff Thorne (5), EIU	151-246	1920	21	150.2
1992	Donny Simmons (4), WIU	182-281	2496	25	160.9

1993	Kurt Warner (9), UNI	158-268	2484	16	146.8
1994	Rob St. Sauver (17), WIU	173-298	2361	21	141.8
1995	Chris Berg (4), UNI	113-206	2144	15	160.5
1996	Steve Beard (2), UNI	140-238	2526	21	169.5
1997	Demond Tidwell (19), YSU	113-178	1583	6	142.6
1998	Kevin Glenn (14), ILS	231-362	2818	25	147.0
1999	Ryan Helming (7), UNI	253-403	3469	31	153.5
2000	Ryan Helming (9), UNI	219-380	3145	30	148.5
2001	Sam Clemons (16), WIU	170-302	2615	19	142.5
2002	Jason Michael, WKU	100-165	1661	9	157.1
	Russ Michna (4), WIU	189-330	3037	23	154.5
2003	Joel Sambursky (15), SIU	115-202	1667	14	143.2
2004	Joel Sambursky (2), SIU	142-234	2224	19	163.0
2005	Eric Sanders (5), UNI	213-312	2929	23	168.2
2006	Nick Hill (7), SIU	121-196	1721	15	156.7
2007	Nick Hill (3), SIU	258-361	3175	28	167.1
2008	Brandon Summers (9), YSU	122-195	1540	18	152.2
2009	Pat Grace (5), UNI	155-253	2280	20	156.7
2010	Matt Barr (8), WIU	229-393	3410	27	148.7
2011	Kurt Hess (4), YSU	187-288	2468	26	161.2
2012	Sawyer Kollmorgen (25), UNI	185-313	2450	21	141.9
2013	Brock Jensen (5), NDSU	218-329	2793	34	167.4
2014	Tre Roberson (5), ILS	208-359	3221	30	155.3
2015	Zach Lujan (14), SDSU	125-214	1861	14	147.4
2016	Taryn Christian (10), SDSU	279-434	3714	30	154.8
2017	Easton Stick (3), NDSU	164-264	2466	28	169.5
2018	Easton Stick (1), NDSU	175-281	2752	28	172.4
2019	Trey Lance (1), NDSU	192-287	2786	28	180.6
20-21	Stone Labanowitz, SIU	110-152	1241	8	153.1
	Mark Gronowski (11), SDSU	108-188	1565	15	150.5
2021	Cam Miller, NDSU	103-152	1444	14	174.0
	Chris Oladokun (13), SDSU	238-382	3164	25	149.8

PASSING YARDS PER GAME

Yr.	Player (Rank), School	Cmp-Att	TD	Yds.	YPG
1985	Sean Payton, EIU	256-494	22	3146	286.0
1986	Sean Payton, EIU	222-423	23	3456	314.2
1987	Paul Singer, WIU	239-418	22	2508	228.0
1988	Paul Singer, WIU	201-364	20	2639	239.9
1989	Eric Arnold, EIU	194-346	12	2238	203.5
1990	Jay Johnson, UNI	150-275	15	2768	251.6
1991	Jay Johnson, UNI	125-222	16	1950	177.2
1992	Donny Simmons, WIU	182-281	25	2496	226.9
1993	Kurt Warner, UNI	258-268	16	2484	225.8
1994	Rob St. Sauver, WIU	173-298	21	2361	214.6
1995	Chris Berg, UNI	113-206	15	2144	214.4
1996	Steve Beard, UNI	140-238	21	2526	229.6
1997	Shane Fortney, UNI	180-349	16	2558	232.5
1998	Kevin Glenn, ILS	231-362	25	2818	256.2
1999	Ryan Helming, UNI	253-403	31	3469	315.4
2000	Ryan Helming, UNI	219-380	30	3145	285.9
2001	Sam Clemons, WIU	170-302	19	2615	261.5
2002	Russ Michna, WIU	189-330	23	3037	233.6
2003	Russ Michna, WIU	211-371	21	3160	243.1
2004	Yance Vaughan, ILS	204-401	18	2485	225.9
2005	Luke Drone, ILS	214-332	22	2930	266.4
2006	Luke Drone, ILS	203-349	21	2961	227.8
2007	Nick Hill, SIU	258-361	28	3175	226.8
2008	Ryan Berry, SDSU	256-395	30	3106	258.8
2009	Matt Brown, ILS	226-352	11	2369	215.4
2010	Matt Barr, WIU	229-393	27	3410	262.3
2011	Austin Sumner, SDSU	183-305	16	2382	238.2
2012	Matt Brown, ILS	272-439	27	3370	259.2
2013	Kory Faulkner, SIU	165-272	18	1997	221.9
2014	Mike Perish (10), INS	324-528	21	3515	270.4
2015	Mark Iannotti (4), SIU	273-416	24	3195	290.5
2016	Josh Straughan, SIU	221-328	15	2429	303.6

	Taryn Christian (7), SDSU	279-434	30	3714	285.7
2017	Chris Streveler (8), USD	316-481	32	4134	318.0
2018	Austin Simmons (7), USD	287-470	18	3124	284.0
2019	Austin Simmons (28), USD	267-413	27	2953	246.1
20-21	Connor Sampson (9), WIU	179-275	8	1744	290.7
2021	Connor Sampson (10), WIU	311-477	22	3182	289.3

RECEIVING (receptions/game)

Yr.	Player (Rank), School	G	Rec.	Yds.	TD
1985	DuWayne Pitts (18), EIU	11	65	485	1
1986	Calvin Pierce (9), EIU	11	65	1200	7
1987	Carl Boyd, UNI	11	50	705	5
1988	Steve Williams, WIU	11	50	762	8
1989	Steve Williams (23), WIU	11	56	730	4
1990	Charles Swann, INS	11	39	486	3
	Shawn Cooper, MSU	11	39	437	1
1991	Clarence Miller (119), ILS	11	53	690	4
1992	Steve Decker (114), WIU	11	58	764	9
1993	Kevin Dixon, ILS	11	47	425	1
1994	Dedric Ward (31), UNI	11	58	1006	7
1995	Gunnard Twyner (23), WIU	11	54	831	4
1996	Ray Fouchea (17), ILS	9	51	438	1
1997	Mike Furrey (3), UNI	11	82	1291	7
1998	Mike Furrey (5), UNI	11	86	1074	10
1999	Cornell Craig (8), SIU	11	77	1419	15
2000	Eddie Berlin (10), UNI	11	74	1195	16
2001	Frisman Jackson (30), WIU	10	55	1041	7
2002	Stacy Coleman (32), WIU	13	70	1103	10
2003	Dwayne Smith (39), ILS	12	63	916	6
2004	Steven Rush (31), MSU	10	56	741	8
2005	Laurént Robinson (2), ILS	11	86	1465	12
2006	Curtis Hamilton (19), WKU	9	52	841	10
2007	Johnny Gray (33), UNI	13	70	910	5
2008	JaRon Harris (28), SDSU	12	70	966	11
2009	Eyad Salem (4), ILS	11	92	943	6
2010	Marvon Sanders (10), ILS	11	73	754	2
2011	Tyrone Walker (20), ILS	11	64	787	8
2012	Tyrone Walker (18), ILS	13	90	1319	9
2013	Jason Schneider (39), SDSU	14	78	1088	10
2014	MyCole Pruitt (12), SIU	12	81	861	13
2015	Lance Lenoir (21), WIU	13	83	1184	7
2016	Dallas Goedert (6), SDSU	13	92	1293	11
2017	Jaelon Acklin (10), WIU	12	84	1369	10
2018	Spencer Schnell (20), ILS	11	65	872	9
2019	Cade Johnson (35), SDSU	13	72	1222	8
20-21	Dennis Houston (8), WIU	6	43	477	2
2021	Dennis Houston (1), WIU	11	90	1015	6

RECEIVING (by yards)

Yr.	Player (Rank), School	G	Rec.	Yds.	PG
1985	Calvin Pierce, EIU	11	60	900	81.8
1986	Calvin Pierce, EIU	11	65	1200	109.1
1987	Rodney Porter, INS	11	49	738	67.1
1988	Steve Elmlinger, INS	11	51	1071	97.4
1989	Steve Williams, WIU	11	56	730	66.3
	Jason Cook, EIU	11	37	730	66.3
1990	Bret Velde, WIU	10	32	549	54.9
1991	Clarence Miller, ILS	11	53	690	62.7
1992	Demeris Johnson (10), WIU	11	55	998	90.7
1993	Tim Mosley (25), UNI	11	43	880	80.0
1994	Dedric Ward (18), UNI	11	58	1006	91.5
1995	Dedric Ward (1), UNI	10	44	1164	116.4
1996	Dedric Ward (5), UNI	11	48	1169	106.3
1997	Mike Furrey (4), UNI	11	82	1291	117.4
1998	Rickey Garrett (9), ILS	11	72	1154	104.9
1999	Cornell Craig (1), SIU	11	77	1419	129.0



Southern Illinois RB Arkee Whitlock earned All-America honors in 2005 and 2006 after leading the league in all-purpose yards in back-to-back years.

Prior to the 2002 season, the NCAA only recognized regular-season games for records-keeping purposes. Beginning in 2002, all postseason games are now included in league and NCAA records. FCS playoff games prior to 2002 still are not factored into league or NCAA records.

In cases where players did not meet the NCAA individual statistics minimums (75 percent of team's games), but met the Missouri Valley Football Conference stat minimums (65 percent of team's games), that player, plus the top NCAA stat qualifier is listed. -- [see 2002 All-Purpose leaders]

National rankings listed in parentheses.



Indiana State's DeJuan Alfonso led the league in punt returns in 1999 and ranked No. 3 in the nation with 15.1 yards per return that season.



UNI placekicker Brian Mitchell led the league in scoring for an unprecedented three-straight seasons from 1989-91.

2000	Eddie Berlin (4), UNI	11	74	1195	108.6
2001	Frisman Jackson (12), WIU	10	55	1041	104.1
2002	Marlus Mays (19), UNI	11	54	992	90.2
2003	Dwayne Smith (43), ILS	12	63	916	76.3
2004	Brent Little (44), SIU	11	35	822	74.7
2005	Laurént Robinson (1), ILS	11	86	1465	133.2
2006	Curtis Hamilton (6), WKU	9	52	841	93.4
2007	Johnny Gray (46), UNI	13	70	910	70.0
2008	JaRon Harris (35), SDSU	12	70	966	80.5
2009	Eyad Salem (15), ILS	11	92	943	85.7
2010	Tyrone Walker (12), ILS	11	59	974	88.5
2011	Dale Moss (19), SDSU	11	61	949	86.3
2012	Tyrone Walker (13), ILS	13	90	1319	101.5
2013	Zach Vraa (40), NDSU	15	67	1191	79.4
2014	Jake Wieneke (10), SDSU	14	73	1404	100.3
2015	Jake Wieneke (2), SDSU	12	72	1472	122.7
2016	Jake Wieneke (9), SDSU	13	78	1316	101.2
2017	Jaelon Acklin (5), WIU	12	84	1369	114.1
2018	Cade Johnson (13), SDSU	13	67	1332	102.5
2019	Cade Johnson (17), SDSU	13	72	1222	94.0
20-21	Avante Cox (25), SIU	10	66	838	83.8
2021	Tyrone Scott (10), MSU	12	66	1110	92.5

SCORING

Yr.	Player (Rank), School	TD	XP	FG	Pts.	PG
1985	Carl Boyd (7), UNI	16	2	0	98	8.9
1986	James Marable (11), EIU	16	0	0	96	8.7
1987	Carl Boyd (8), UNI	16	0	0	96	8.7
1988	Doug Jackson, UNI	0	31	9	58	5.8
1989	Brain Mitchell, UNI	0	30	14	72	6.5
1990	Brian Mitchell (3), UNI	0	31	26	109	9.9
1991	Brian Mitchell (6), UNI	0	40	19	97	8.8
1992	Toby Davis (3), ILS	20	0	0	120	10.9
1993	Jeff Stovall (9), UNI	17	0	0	102	9.3
1994	Kendall McDonald (33), WIU	10	4	0	64	7.1
1995	Steve Largent (27), EIU	0	35	16	83	7.6
1996	Wayne Boyer (10), MSU	0	28	25	103	9.4
1997	Aaron Stecker (1), WIU	25	0	0	150	13.6
1998	Aaron Stecker (13), WIU	14	0	0	84	9.3
1999	Jason Ringena (25), MSU	13	0	0	78	8.7
2000	Charles Tharp (8), WIU	18	2	0	110	10.0
2001	P.J. Mays (3), YSU	22	0	0	132	12.0
2002	Muhammad Abdulqaadir, SIU	21	2	0	128	16.0
	Justin Langan (8), WIU	0	56	20	116	8.9
2003	Travis Glasford (7), WIU	21	0	0	126	9.7
2004	Brandon Jacobs (10), SIU	19	0	0	114	9.5
2005	Chris James (22), WKU	0	42	15	87	7.9
2006	Arkee Whitlock (5), SIU	25	0	0	150	11.5
2007	Gerald Davis (8), MSU	19	0	0	114	10.4
2008	Herb Donaldson (1), WIU	22	0	0	132	12.0
2009	Pat Paschall (4), NDSU	16	0	0	96	9.6
2010	Darrius Gates (2), INS	19	2	0	116	10.5
2011	Jewel Hampton (6), SIU	17	0	0	102	9.3
2012	David Johnson (5), UNI	18	0	0	108	9.8
2013	Zach Zenner (6), SDSU	14	0	0	150	10.7
2014	Zach Zenner (2), SDSU	14	1	0	158	11.3
2015	Marshaun Coprich (3), ILS	13	0	0	146	11.2
2016	Miles Bergner (26), USD	0	41	14	83	7.5
2017	Jake Wieneke (17), SDSU	17	1	0	104	7.4
2018	Ja'Quan Keys, INS	13	0	0	78	11.1
	Chase Vinatieri (9), SDSU	1	66	14	114	8.8
2019	Javon Williams Jr. (11), SIU	19	0	0	0	9.5
20-21	Matthew Cook (22), UNI	0	10	15	55	7.9
2021	Jose Pizano (7), MSU	0	46	21	109	9.1

FIELD GOALS

Yr.	Player (Rank), School	G	FGM-A	Pct.	PG
1985	Paul Politi (4), ILS	11	17-25	.680	1.55
1986	Chris Potthast (16), MSU	10	10-13	.769	1.00
1987	Rich Ehmke (11), EIU	10	15-26	.577	1.36
1988	Rick Seitz, ILS	11	10-15	.667	0.90
1989	Brian Mitchell (7), UNI	11	14-19	.740	1.27
1990	Brian Mitchell (1), UNI	11	26-27	.963	2.36
1991	Brian Mitchell (1), UNI	11	19-24	.792	1.73
1992	Scott Obermeier (2), UNI	11	17-19	.895	1.55
1993	Todd Kurz (2), ILS	11	18-24	.750	1.64
1994	Matt Waller (2), UNI	11	17-26	.654	1.55
1995	Todd Kurz (2), ILS	11	19-25	.760	1.73
1996	Wayne Boyer (1), MSU	11	25-30	.833	2.27
1997	Travis Brawner (1), MSU	11	21-28	.750	1.91
1998	Joe Lopez (1), WIU	11	16-28	.571	1.45
1999	Scott Everhart (18), SIU	11	12-17	.706	1.09
	Joe Lopez (18), WIU	11	12-23	.522	1.09
2000	M. Hoambrecker (18), UNI	11	13-22	.591	1.18
2001	M. Hoambrecker (4), UNI	11	14-19	.737	1.27
2002	M. Hoambrecker (1), UNI	11	25-28	.893	2.27
2003	Matt Lange (2), WKU	13	23-28	.821	1.77
2004	Kyle Hooper (2), INS	11	16-20	.800	1.45
2005	Chris James (11), WKU	11	15-17	.882	1.36
2006	Brian Wingert (4), UNI	11	17-23	.739	1.55
2007	Taylor Rowan (3), WIU	11	19-31	.613	1.73
2008	Shawn Bibeau (6), NDSU	11	15-22	.682	1.36
2009	Zach Kutch (1), ILS	11	22-29	.759	2.00
2010	Steven Fetzer (16), ILS	11	14-20	.700	1.27
2011	Tyler Sievertsen (11), UNI	13	18-20	.900	1.38
2012	Justin Syrovatka (8), SDSU	13	18-22	.818	1.38
2013	Tyler Sievertsen (1), UNI	12	21-27	.778	1.75
2014	Michael Schmadede (1), UNI	14	27-29	.931	1.93
2015	Zak Kennedy (3), YSU	11	19-23	.826	1.73
2016	Jerry Nunez (9), INS	11	15-18	.833	1.36
2017	Sam Drysdale (4), UNI	12	17-21	.810	1.42
2018	Austin Errthum (1), UNI	13	24-29	.828	1.85
2019	Matthew Cook (18), UNI	15	19-24	.792	1.27
20-21	Matthew Cook (2), UNI	7	15-20	.750	2.14
2021	Jose Pizano (3), MSU	12	21-24	.875	1.75

PUNT RETURNS

Yr.	Player (Rank), School	G	No.	Yds.	TD	YPR
1985	Sebron Spivey (8), SIU	10	16	185	2	11.6
1986	Craig Phillips, MSU	10	21	188	0	9.0
1987	John McCue (3), WIU	11	15	178	0	11.9
1988	Milo Popovic (8), UNI	11	22	265	0	12.1
1989	Milo Popovic (2), UNI	11	38	525	2	13.8
1990	Kenny Shedd (2), UNI	11	22	291	1	13.2
1991	Kenny Shedd (18), UNI	11	29	300	2	10.3
1992	Kenny Shedd (3), UNI	11	27	477	4	17.7
1993	Chuck Calhoun (20), MSU	11	31	313	0	10.1
1994	Buck Phillips (2), WIU	11	24	464	3	19.3
1995	Buck Phillips (9), WIU	11	16	192	1	12.0
1996	Larry Scally (16), INS	11	42	517	2	12.3
1997	Jamaine Blalock (8), WIU	11	18	241	1	13.4
1998	Donnie Caldwell (9), WIU	11	33	433	1	13.1
1999	DeJuan Alfonzo (3), INS	11	22	332	1	15.1
2000	Ashlee Frazier (30), WIU	11	45	454	0	10.1
2001	Joseph Jefferson (5), WKU	11	22	377	1	17.1
2002	Antonio Veals (7), WKU	12	33	484	1	14.7
2003	James Norris (1), WIU	10	15	287	1	19.1
2004	Dennis Mitchell (19), WKU	12	24	273	1	11.4
2005	Dennis Mitchell (6), WKU	11	15	242	1	16.1
2006	Eric Davis (5), MSU	11	15	246	2	16.4
2007	Johnny Gray (4), UNI	13	18	304	1	16.9

2008	Tom Nelson (10), ILS	11	17	265	1	15.6
2009	Todd Speight (15), WIU	11	21	236	1	11.2
2010	Cole Brodie (23), SDSU	11	34	373	0	11.0
2011	Ryan Smith (13), NDSU	14	25	262	1	10.5
2012	Ryan Smith (15), NDSU	12	18	189	1	10.5
2013	JeRyan Butler (10), SDSU	14	21	247	1	11.8
2014	JeRyan Butler (8), SDSU	14	28	370	0	13.2
2015	Makinton Dorleant (4), UNI	14	21	298	1	14.2
2016	Darien Townsend (11), YSU	14	25	297	1	11.9
2017	Deion Holliman (8), MSU	16	16	198	1	12.4
2018	Darius Shepherd (4), NDSU	15	19	296	0	15.6
2019	Trevor Heit (9), NDSU	16	28	336	0	12.0
20-21	David Williams (14), SIU	9	12	113	0	9.4
2021	Jayden Price (6), NDSU	15	25	333	1	13.3

KICKOFF RETURNS

Yr.	Player (Rank), School	G	No.	Yds.	TD	YPR
1985	Scott Owens, UNI	11	14	302	0	21.6
1986	Paul Patterson, SIU	11	12	356	2	29.7
1987	Daryl Holcombe (3), EIU	11	23	664	1	28.9
1988	Mike Schulte, UNI	11	17	409	0	24.1
1989	Daryl Holcombe (2), EIU	11	15	424	0	28.3
1990	Charles Swann (2), INS	11	20	642	2	32.1
1991	Ray McElroy (12), EIU	11	15	393	0	26.2
1992	David Wright (8), INS	11	22	593	0	27.0
1993	Rory Lee (3), WIU	11	16	527	2	32.9
1994	Melvin Dukes (21), SIU	10	16	416	0	26.0
1995	Karlton Carpenter (5), SIU	11	14	401	1	28.6
1996	Ty Talton (2), UNI	11	22	703	2	32.0
1997	Marquis Mosley (9), ILS	11	20	535	1	26.8
1998	Ty Talton (11), UNI	11	22	605	0	27.5
1999	Aveion Cason (6), ILS	11	24	674	2	28.1
2000	David Gunn (20), UNI	11	24	606	0	25.2
2001	Soso Dede (11), INS	11	15	400	0	26.7
2002	Soso Dede (16), INS	12	18	459	1	25.5
2003	Steven Rush (5), MSU	11	21	618	2	29.4
2004	Scott Reddix, MSU	10	13	336	0	25.8
	James Norris (20), WIU	11	31	789	1	25.5
2005	Brandon Taylor, (6) MSU	9	15	414	0	27.6
2006	Arkee Whitlock (27), SIU	13	19	439	0	23.1
2007	Craig Turner (5), SIU	14	26	756	1	29.1
2008	Larry Warner (2), SIU	12	19	592	3	31.2
2009	Darius Gates (5), INS	11	19	514	0	27.1
2010	Carlos Anderson (14), UNI	12	25	680	2	27.2
2011	Steve Strother (10), SIU	11	27	745	0	27.6
2012	Marcus Williams (7), NDSU	14	17	475	1	27.9
2013	Andre Stubbs (16), YSU	12	25	672	0	26.9
2014	Tevin Allen (9), ILS	15	22	613	1	27.9
2015	Dequan Isom, SIU	9	20	468	0	23.4
2016	D.J. Davis (18), SIU	11	30	781	1	26.0
2017	Cade Johnson (7), SDSU	14	30	839	2	28.0
2018	Cade Johnson (14), SDSU	13	17	462	0	27.2
2019	Dakota Caton (19), INS	9	16	408	0	25.5
20-21	Luke Skokna (11), UND	7	12	315	0	26.2
2021	Montrae Braswell (5), MSU	12	20	589	1	29.5

PUNTING

Yr.	Player (Rank), School	G	No.	Avg.
1985	Barry Woodruff (9), WIU	10	49	41.3
1986	Clay Netusil (7), UNI	11	47	43.1
1987	Mike Krause (2), WIU	11	66	42.5
1988	Mike McCabe (1), ILS	11	69	44.1
1989	Mike Krause (6), WIU	11	73	41.4
1990	Brian Pindar (12), EIU	11	70	40.5
1991	Tim Mosley (18), UNI	11	52	39.2
1992	Tim Mosley (6), UNI	11	51	41.8

1993	Jay Gerth (22), INS	11	43	39.7
1994	Ross Schulte (2), WIU	11	43	42.3
1995	Chris Hurst (5), MSU	11	68	41.1
1996	Mark Gagliano (1), SIU	11	54	45.0
1997	John Amitrano (9), SIU	11	71	42.8
1998	Jeff Baker (9), WIU	11	66	43.8
1999	Jake Strader (7), ILS	11	55	42.1
2000	Mike Scifres (2), WIU	11	53	43.2
2001	Mike Scifres (12), WIU	10	42	41.4
2002	Mike Scifres (2), WIU	13	53	48.0
2003	Ryan Hoffman (6), ILS	10	36	43.6
2004	Ryan Hoffman (3), ILS	11	55	43.9
2005	Ryan Hoffman (9), ILS	10	41	42.2
2006	Nathan Stokes (10), MSU	11	54	42.8
2007	Scott Ravanese, SIU	13	40	45.8
	Nathan Stokes (19), MSU	11	40	41.7
2008	Scott Ravanese (5), SIU	12	52	43.3
2009	Scott Ravanese (7), SIU	13	54	42.4
2010	John Praelitz (10), NDSU	14	75	42.6
2011	Lucas Hileman (12), INS	9	38	42.2
2012	Kyle Bernard, UNI	11	38	44.1
	Lucas Hileman (7), INS	11	62	44.1
2013	Nick Liste (6), YSU	12	50	44.2
2014	Ben LeCompte (2), NDSU	16	59	45.3
2015	Ben LeCompte (2), NDSU	15	62	45.9
2016	Miles Bergner (1), USD	11	68	47.5
2017	Lane Reazin (7), SIU	11	55	43.6
2018	JT Bohlsen (10), ILS	11	62	43.1
2019	Brady Schutt (4), USD	12	57	45.1
20-21	Garret Wegner (3), NDSU	10	45	46.1
2021	Grant Burkett (2), MSU	12	51	46.2

INTERCEPTIONS PER GAME

Yr.	Player (Rank), School	G	No.	Yds.	TD	IPG
1985	Bob Bronaugh, EIU	11	5	82	1	0.46
	Jeff Smith, ILS	11	5	28	0	0.46
1986	R.L. Reynolds (12), EIU	10	7	63	1	0.70
	Jeff Smith (12), ILS	10	7	32	0	0.70
1987	Jeff Smith, ILS	10	5	43	0	0.50
1988	Emrick Wilcox (5), WIU	11	7	131	1	0.60
	Craig Phillips (5), MSU	9	5	14	0	0.60
1989	David Calhoun, ILS	10	6	107	1	0.60
1990	Willie Beamon (7), UNI	11	8	72	1	0.73
1991	Adrian Smith (T8), MSU	11	7	75	1	0.64
1992	Adrian Smith, MSU	7	7	62	0	1.00
1993	Adrian Smith (15), MSU	11	6	82	1	0.55
1994	Frank Spraggins (12), WIU	11	7	60	0	0.64
1995	Four players tied with six interceptions in 11 games					
1996	Ty Talton (7), UNI	11	7	169	1	0.64
1997	Frank Spraggins (20), WIU	11	6	87	1	0.55
1998	Mike Gailey (22), MSU	10	5	80	0	0.50
1999	Three players tied with five in 11 games					
2000	Ryan Doak (14), UNI	11	7	212	1	0.64
2001	LeVar Greene (5), YSU	11	7	73	1	0.64
2002	Three players tied with four in 11 games					
2003	Anthony Sullivan (44), MSU	11	4	63	0	0.36
2004	Darren Barnett (5), MSU	11	7	91	0	0.64
2005	Codera Jackson (5), YSU	11	6	103	1	0.55
2006	Dre Dokes (1), UNI	11	7	116	1	0.64
2007	Brannon Carter (28), UNI	13	5	81	0	0.38
2008	Korey Lindsey (9), SIU	12	6	81	1	0.50
2009	E.J. Jones (5), ILS	10	6	34	0	0.60
2010	E.J. Jones (4), ILS	11	7	28	0	0.64
2011	Marcus Williams (6), NDSU	15	7	174	3	0.47
2012	Ben Ericksen (4), ILS	13	7	56	0	0.54
2013	Christian Dudzik (18), NDSU	15	6	27	0	0.40
2014	Deiondre' Hall (36), UNI	14	5	75	1	0.40

2015	Deiondre' Hall (19), UNI	14	6	100	2	0.40
2016	M. Washington, UNI	8	4	45	1	0.50
	Tre Dempsey (22), NDSU	14	6	19	0	0.43
2017	Elijah Campbell (19), UNI	12	5	82	1	0.42
	Justin Fitzpatrick (19), WIU	12	5	2	0	0.42
2018	Luther Kirk (9), ILS	11	5	51	1	0.45
2019	Michael Tutsie (11), NDSU	16	7	122	0	0.44
20-21	Myles Harden (14), USD	4	2	2	0	0.50
	Charles Woods (14), ILS	4	2	0	0	0.50
2021	Jordan White (21), YSU	8	3	13	0	0.38

TOTAL TACKLES

Yr.	Player (Rank), School	G	UT	AT	TT	PG
1985	James Houston, MSU	11	52	107	159	14.4
1986	Todd Auer, WIU	11	86	50	136	12.4
1987	Matt Soraghan, MSU	11	80	103	183	16.6
1988	Kevin Kilgallon, SIU	11	83	72	155	14.1
1989	Armie Gasbarro, WIU	11	68	63	131	11.9
1990	Tim Lance, EIU	11	93	59	152	13.8
1991	Wilbert Brown, ILS	11	48	108	156	14.2
1992	Peter Burns, UNI	11	90	55	145	13.2
1993	Rodney Harrison, WIU	11	74	74	148	13.5
1994	Tim Carver, EIU	11	77	102	179	16.3
1995	Chris Libaire, INS	11	66	79	145	13.2
1996	Duane Butler, ILS	11	86	40	126	11.5
1997	Matt Pederson, UNI	11	71	60	131	11.9
1998	Galen Scott, ILS	11	107	68	175	15.9
1999	Ian Dominelli, YSU	11	84	103	187	17.0
2000	Edgerton Hartwell, WIU	11	107	62	169	15.4
2001	P.J. Jones, MSU	11	66	95	161	14.6
2002	Boomer Grigsby (1), ILS	11	108	71	179	16.3
2003	Boomer Grigsby (2), ILS	12	109	70	179	14.9
2004	Boomer Grigsby (2), ILS	10	56	73	129	12.9
2005	Cameron Siskowic (5), ILS	11	57	75	132	12.0
2006	Cameron Siskowic (2), ILS	13	75	79	154	11.8
2007	Kye Stewart (7), ILS	11	59	72	131	11.9
2008	Quinton Scott (14), INS	10	56	50	106	10.6
2009	Kyle Glazier (9), WIU	11	50	70	120	10.9
2010	Kyle Glazier (2), WIU	13	81	86	167	12.8
2011	L.J. Fort (1), UNI	13	67	117	184	14.2
2012	Ross Shafrath (7), SDSU	13	82	68	150	11.5
2013	R.C. Kilgore (31), SDSU	14	53	81	134	9.6
2014	Jake Farley (42), UNI	14	66	59	125	8.9
2015	Dylan Cole (3), MSU	11	73	79	152	13.8
2016	Dylan Cole (1), MSU	11	85	57	142	12.9
2017	Brett Taylor (1), WIU	12	66	96	162	13.5
2018	Jonas Griffith (5), INS	11	81	51	132	12.0
2019	Clayton Glasco (18), INS	9	40	46	86	9.6
20-21	Spencer Cuvelier (15), UNI	7	29	42	71	10.1
2021	Darius Joiner (1), WIU	11	79	63	142	12.9

NCAA began using "press box" defensive stats in 2002; tackle statistics incomplete prior to 1995

SACKS

Yr.	Player (Rank), School	Sacks	Yds.	PG
1985	Edward Grimes, UNI	10	na	0.9
1986	John Jurkovic, EIU	13	na	1.2
1987	Matt Soraghan, MSU	11	45	1.0
1988	James Turnage, MSU	11	59	1.0
1989	Michael Fox, MSU	16	86	1.5
1990	William Freeney, UNI	12	59	1.1
1991	William Freeney, UNI	13	70	1.2
	Bill Walter, MSU	13	57	1.2
1992	William Freeney, UNI	15	62	1.4
1993	Dan Brandenburg, INS	13	98	1.2
1994	Andre Allen, UNI	10	71	0.9

1995	DeLaun Fowler, MSU	10	43	0.9
	Dan Brandenburg, INS	11	90	1.0
	Kevin Hammond, UNI	11	77	1.0
1996	Ryan Culver, WIU	10	59	0.9
	David Reid, SIU	10	58	0.9
1997	Harry Deligianis, YSU	11	57	1.0
	Cyron Brown, WIU	11	47	1.0
	Matt Pederson, UNI	11	46	1.0
1998	Dave Watson, WIU	13	30	1.2
1999	Luis Almanzar, MSU	9	56	0.8
2000	Bryan Archibald, SIU	8	65	0.7
	Galen Scott, ILS	8	43	0.7
2001	Sherrod Coates, WKU	8	63	0.7
	Matt Mitchell, UNI	8	42	0.7
2002	Sherrod Coates (16), WKU	13	83	1.2
2003	Ray Robinson (5), ILS	14	91	1.2
2004	Phillip Doyle, SIU	5	46	0.4
	Brandon Smith, WKU	5	40	0.4
2005	Brent Hawkins (2), ILS	17	91	1.6
2006	Mark Huygens (27), UNI	7	34	0.6
2007	James Cloud (35), SIU	9	71	0.6
2008	James Ruffin (25), UNI	11	57	0.7
2009	James Ruffin (6), UNI	11	64	0.9
2010	Ben Boothby (16), UNI	9.5	63	0.8
2011	Nate Palmer (19), ILS	10	64	0.9
2012	Colton Underwood (13), ILS	10.5	74	0.8
2013	Tyler Starr (22), USD	9	67	0.8
2014	Kyle Emanuel (4), NDSU	19.5	110	1.2
2015	Karter Schult (7), UNI	14.0	78	1.0
2016	Karter Schult (1), UNI	17.0	99	1.6
2017	Rickey Neal (33), UNI	9.5	68	0.7
2018	Pete Swenson (3), WIU	14.5	86	1.3
2019	Justus Reed (4), YSU	12.5	74	1.0
20-21	Brawntae Wells (23), UNI	4.5	25	0.8
2021	Inoke Moala (34), INS	8.0	63	0.7

NCAA began using "press box" defensive stats in 2002; sack statistics incomplete prior to 1995

SCORING OFFENSE

Yr.	Team (Rank)	G	Points	PPG
1985	Missouri State (11)	11	351	31.9
1986	Eastern Illinois	11	409	37.2
1987	UNI (8)	11	342	31.1
1988	Western Illinois (7)	11	344	31.3
1989	Missouri State (17)	11	371	33.7
1990	Missouri State (5)	11	378	34.4
1991	UNI (10)	11	366	33.3
1992	UNI (14)	11	352	32.0
1993	UNI (23)	11	329	29.9
1994	Western Illinois (17)	11	356	32.4
1995	Eastern Illinois (33)	11	299	27.2
1996	UNI (11)	11	384	34.9
1997	Western Illinois (13)	11	364	33.1
1998	Illinois State (8)	11	397	36.1
1999	Southern Illinois (5)	11	424	38.5
2000	UNI (10)	11	397	36.1
2001	Youngstown State (21)	11	368	33.5
2002	Western Illinois (3)	13	470	36.2
2003	Southern Illinois (4)	12	437	36.4
2004	Southern Illinois (3)	12	511	42.6
2005	Illinois State (5)	11	431	39.2
2006	Southern Illinois (4)	13	448	34.5
2007	Southern Illinois (7)	14	530	37.9
2008	South Dakota State (9)	12	427	35.6
2009	Southern Illinois (7)	13	442	34.0
2010	Western Illinois (11)	13	423	32.5

2011	Youngstown State (6)	11	398	36.2
2012	North Dakota State (22)	15	495	33.0
2013	North Dakota State (10)	15	581	38.7
2014	Illinois State (9)	15	574	38.3
2015	Southern Illinois (11)	11	397	36.1
2016	South Dakota State (18)	13	431	33.2
2017	North Dakota State (2)	15	581	38.7
2018	South Dakota State (5)	13	553	42.5
2019	North Dakota State (9)	16	596	37.2
20-21	North Dakota (18)	7	209	29.9
2021	South Dakota State (10)	15	542	36.1

PASSING OFFENSE

Yr.	Team (Rank)	G	Cmp-Att	Yards	TD	YPG
1985	Eastern Illinois (9)	11	262-503	3205	22	291.4
1986	Eastern Illinois	11	234-445	3587	24	326.1
1987	UNI (12)	11	207-357	2731	17	248.3
1988	W. Illinois (9)	11	218-395	2843	23	258.5
1989	Southern Illinois	11	238-432	2569	18	233.5
1990	UNI (12)	11	158-289	2909	17	264.5
1991	UNI (34)	11	144-252	2279	17	207.2
1992	W. Illinois (18)	11	194-302	2698	28	245.3
1993	UNI (15)	11	178-305	2853	20	259.4
1994	W. Illinois (27)	11	180-312	2458	22	223.5
1995	UNI (15)	11	139-250	2616	18	237.8
1996	UNI (17)	11	147-252	2700	22	245.5
1997	UNI (15)	11	203-387	2881	19	261.9
1998	UNI (15)	11	236-393	2981	20	271.0
1999	UNI (3)	11	279-439	3717	33	337.9
2000	UNI (8)	11	224-394	3184	30	289.5
2001	W. Illinois (9)	10	186-334	2855	19	285.5
2002	W. Illinois (26)	13	196-345	3159	23	243.0
2003	W. Illinois (22)	13	216-387	3211	23	247.0
2004	Illinois State (37)	11	205-409	2495	18	226.8
2005	Illinois State (17)	11	217-338	2956	22	268.7
2006	Illinois State (18)	13	203-351	2961	21	227.8
2007	S. Illinois (32)	14	270-384	3293	28	235.2
2008	SDSU (15)	12	270-415	3212	31	267.7
2009	Illinois State (20)	11	272-410	2710	13	246.4
2010	W. Illinois (13)	13	232-399	3465	28	266.5
2011	SDSU (13)	11	252-421	3154	22	286.7
2012	Illinois State (23)	13	274-442	3415	27	262.7
2013	S. Illinois (46)	12	233-409	2782	25	231.8
2014	Indiana St. (20)	14	347-574	3777	24	269.8
2015	S. Illinois (9)	11	280-427	3283	26	298.5
2016	S. Illinois (4)	11	300-472	3660	23	332.7
2017	South Dakota (6)	13	333-510	4331	36	333.2
2018	South Dakota (13)	11	289-475	3144	18	285.8
2019	South Dakota (37)	12	273-421	2982	27	248.5
20-21	W. Illinois (12)	6	181-280	1761	8	293.5
2021	W. Illinois (10)	11	315-482	3310	23	300.9

RUSHING OFFENSE

Yr.	Team (Rank)	G	Car.	Yards	TD	YPG
1985	Missouri State (1)	11	599	3286	33	298.7
1986	Missouri State	10	575	1803	10	180.3
1987	Missouri State (12)	11	599	2323	18	211.2
1988	Missouri State (5)	11	580	2725	25	272.5
1989	Missouri State (2)	11	609	3470	38	315.5
1990	Missouri State (7)	11	583	2836	38	257.8
1991	Missouri State (15)	11	555	2592	33	236.9
1992	Missouri State (5)	11	646	3037	30	276.1
1993	Indiana State (18)	11	528	2482	21	225.6
1994	Indiana State (36)	11	492	1973	17	179.4
1995	Eastern Illinois (20)	11	581	2539	21	230.8
1996	Western Illinois (36)	11	526	2030	23	184.5

1997	Western Illinois (14)	11	509	2686	35	244.2
1998	Southern Illinois (16)	11	523	2474	21	224.9
1999	Indiana State (10)	11	595	2985	27	271.4
2000	Illinois State (17)	11	458	2262	17	205.6
2001	Western Kentucky (2)	11	668	3335	33	303.2
2002	Southern Illinois (3)	12	613	3308	36	275.7
2003	Southern Illinois (6)	12	618	3173	41	264.4
2004	Southern Illinois (3)	12	557	3404	42	283.7
2005	Western Kentucky (14)	11	494	2514	25	228.5
2006	Southern Illinois (7)	13	573	3035	37	233.5
2007	Western Illinois (11)	11	544	2812	25	255.6
2008	Western Illinois (6)	11	513	2767	33	251.6
2009	Southern Illinois (5)	13	527	2874	31	221.1
2010	UNI (9)	12	521	2599	19	216.6
2011	Youngstown St. (10)	11	482	2542	26	231.1
2012	North Dakota St.	15	641	3052	40	203.5
2013	North Dakota St.	15	649	3860	35	257.3
2014	Illinois State (10)	15	635	3619	41	241.3
2015	North Dakota St. (13)	15	712	3551	33	236.7
2016	Youngstown St. (10)	16	775	3883	34	242.7
2017	North Dakota St. (4)	15	689	4083	48	272.2
2018	North Dakota St. (7)	15	670	4293	54	286.2
2019	North Dakota St. (4)	16	719	4601	50	287.6
20-21	South Dakota St. (7)	10	380	2317	20	231.7
2021	North Dakota St. (2)	15	678	4209	45	280.6

TOTAL OFFENSE

Yr.	Team (Rank)	G	Plays	Yards	TD	YPG
1985	UNI (11)	11	872	4827	42	438.8
1986	UNI (3)	11	854	5213	45	473.9
1987	UNI (10)	11	826	4498	44	408.9
1988	Western Illinois	11	801	4148	46	377.1
1989	Missouri State (10)	11	768	4736	44	430.5
1998	Illinois State (14)	11	821	4835	53	439.5
1999	UNI (7)	11	823	5235	50	475.9
1990	Missouri State (11)	11	819	4798	48	436.2
1991	Eastern Illinois (22)	11	744	4302	42	391.1
1992	Southern Illinois (6)	11	815	5057	47	459.7
1993	UNI (27)	11	746	4389	41	399.0
1994	Western Illinois (32)	11	757	4271	42	388.3
1995	UNI (31)	11	740	4181	36	380.1
1996	UNI (13)	11	720	4582	41	416.6
1997	Western Illinois (14)	11	778	4731	45	430.1
2000	Illinois State (7)	11	825	5037	40	457.9
2001	Missouri State (20)	11	786	4621	37	420.1
2002	Western Illinois (24)	13	919	5149	50	396.1
2003	Illinois State (15)	12	914	5040	37	420.0
2004	Southern Illinois (2)	12	831	6032	65	502.7
2005	Illinois State (5)	11	835	5253	53	477.5
2006	UNI (4)	11	698	4491	39	408.3
2007	UNI (7)	13	938	5945	57	457.3
2008	S. Dakota State (18)	12	857	4863	54	405.3
2009	UNI (13)	11	719	4590	46	417.3
2010	Western Illinois (3)	13	943	5944	58	457.2
2011	Youngstown St. (5)	11	778	5045	56	458.6
2012	Illinois State (46)	13	918	5158	52	396.8
2013	North Dakota St. (14)	15	1009	6862	70	457.5
2014	Illinois State (17)	15	1007	6954	76	463.6
2015	Southern Illinois (5)	11	880	5479	46	498.1
2016	Southern Illinois (12)	11	893	5172	42	470.2
2017	South Dakota (2)	13	1062	6812	65	524.0
2018	South Dakota St. (10)	13	817	6247	72	480.5
2019	North Dakota St. (8)	16	1023	7512	79	469.5
20-21	Southern Illinois (17)	10	714	4251	34	425.1
2021	South Dakota St. (14)	15	957	6617	64	441.1

SCORING DEFENSE

Yr.	Team (Rank)	G	Points	PPG
1985	Illinois State	11	156	14.2
1986	Eastern Illinois	11	182	16.6
1987	Missouri State (5)	11	145	13.2
1988	Western Illinois	11	177	16.1
1989	Eastern Illinois (3)	11	134	12.2
1990	Missouri State (10)	11	178	16.2
1991	UNI (8)	11	158	14.4
1992	UNI (6)	11	162	14.7
1993	UNI (26)	11	211	19.2
1994	Indiana State (13)	11	174	15.8
1995	UNI (13)	11	161	14.6
1996	Western Illinois (8)	11	151	13.7
1997	Youngstown State (12)	11	160	14.5
1998	Western Illinois (1)	11	103	9.4
1999	Western Illinois (37)	11	241	21.9
2000	Youngstown State (15)	11	179	16.3
2001	Western Kentucky (2)	11	122	11.1
2002	Western Kentucky (11)	15	246	16.4
2003	Western Kentucky (14)	13	219	16.8
2004	Southern Illinois (1)	12	158	13.2
2005	Youngstown State (7)	11	178	16.2
2006	Southern Illinois (30)	13	256	19.7
2007	UNI (7)	13	219	16.8
2008	UNI (9)	15	265	17.7
2009	UNI (4)	11	145	13.2
2010	North Dakota State (7)	14	255	18.2
2011	North Dakota State (1)	15	191	12.7
2012	North Dakota State (1)	15	173	11.5
2013	North Dakota State (1)	15	169	11.3
2014	North Dakota State (3)	16	225	14.1
2015	North Dakota State (5)	15	230	15.3
2016	North Dakota State (5)	14	232	16.6
2017	North Dakota State (2)	15	174	11.6
2018	North Dakota State (3)	15	189	12.6
2019	North Dakota State (1)	16	197	12.3
20-21	South Dakota State (5)	10	150	15.0'
2021	North Dakota State (1)	15	167	11.1

PASSING DEFENSE (YARDS ALLOWED)

Yr.	Team (Rank)	G	Cmp-Att	Yards	TD	YPG
1985	S. Illinois (3)	11	131-253	1392	8	126.5
1986	Western Illinois	11	117-247	1624	10	147.6
1987	Missouri St. (14)	11	154-280	1599	10	145.4
1988	Western Illinois (5)	11	101-259	1300	6	118.2
1989	S. Illinois (7)	11	103-224	1440	11	130.9
1990	Illinois State	11	124-228	1440	8	130.9
1991	Western Illinois	11	113-246	1338	5	121.6
1992	Southern Illinois	11	89-146	1335	10	121.4
1993	UNI	11	108-238	1361	5	123.7
1994	Illinois State	11	135-255	1471	10	133.7
1995	Illinois State	11	125-266	1579	8	143.5
1996	UNI	11	144-282	1844	9	167.6
1997	Indiana State	11	141-271	1686	12	153.3
1998	Western Illinois	11	146-281	1608	3	146.2
1999	Missouri State	11	162-257	2009	12	182.6
2000	W. Illinois (12)	11	145-310	1617	10	90.3
2001	Western Ky. (4)	11	129-259	1510	6	96.4
2002	YSU (18)	11	153-280	1650	8	150.0
2003	Missouri State (3)	11	133-261	1508	11	101.1
2004	W. Illinois (11)	11	129-284	1729	18	157.2
2005	Illinois State (54)	11	196-334	2146	15	195.1
2006	Western Ky. (16)	11	144-273	1685	7	153.2
2007	W. Illinois (22)	11	167-303	1931	11	175.5
2008	NDSU (1)	11	128-228	1285	11	116.8
2009	UNI (26)	11	204-332	1888	9	171.7

2010	W. Illinois (23)	13	188-337	2257	10	173.6
2011	UNI (37)	13	254-398	2532	12	194.8
2012	NDSU (2)	15	200-341	2109	11	140.6
2013	W. Illinois (3)	12	160-297	1788	13	149.0
2014	NDSU (6)	16	237-446	2480	11	155.0
2015	YSU (1)	11	83-202	1284	8	116.7
2016	UNI (29)	11	182-316	2095	21	190.5
2017	YSU (1)	11	121-259	1581	8	143.7
2018	NDSU (11)	15	204-399	2621	12	174.7
2019	NDSU (1)	16	218-388	2218	11	138.6
20-21	YSU (11)	7	98-176	1146	7	163.7
2021	NDSU (11)	15	251-437	2657	12	177.1

PASSING DEFENSE (EFFICIENCY)*

Yr.	Team (Rk.)	G	Cmp-Att	Yards	TD	Int.	Pts.
1991	WIU (5)	11	113-246	1338	5	12	88.6
1992	UNI (40)	11	136-267	1805	10	10	112.6
1993	UNI (6)	11	108-238	1361	5	11	91.1
1994	WIU (20)	11	143-278	1676	7	19	96.7
1995	UNI (12)	11	145-300	1703	5	12	93.5
1996	WIU (12)	11	187-378	2043	7	17	92.0
1997	YSU (24)	11	142-308	1693	10	7	98.4
1998	WIU (8)	11	146-281	1608	3	16	92.2
1999	WIU (32)	11	167-353	2350	15	22	104.8
2000	WIU (13)	11	145-310	1617	10	17	90.3
2001	WKU (13)	11	129-259	1510	6	13	96.4
2002	WKU (33)	15	174-348	2404	10	20	106.0
2003	MSU (9)	11	133-261	1508	11	16	101.1
2004	SIU (9)	12	199-413	2432	12	17	99.0
2005	YSU (33)	11	182-323	2166	11	18	112.8
2006	SIU (7)	13	125-206	1806	17	4	157.7
2007	UNI (3)	13	243-322	2989	18	6	168.2
2008	NDSU (26)	11	128-228	1285	11	7	113.2
2009	SDSU (4)	12	241-420	2222	8	18	99.55
2010	NDSU (15)	14	234-435	2645	12	18	105.7
2011	NDSU (16)	15	269-472	2958	14	21	110.5
2012	SDSU (4)	13	255-455	2357	9	13	100.3
2013	NDSU (2)	15	223-440	2469	10	17	97.6
2014	NDSU (5)	16	237-446	2480	11	19	99.5
2015	YSU (5)	11	83-202	1284	8	8	99.6
2016	ILS (14)	12	223-430	2586	19	13	110.9
2017	NDSU (2)	15	207-400	2219	7	22	93.1
2018	NDSU (8)	15	204-399	2621	12	23	104.7
2019	NDSU (2)	16	218-388	2218	11	17	104.8
20-21	SIU (17)	10	202-298	2391	17	13	145.3
2021	NDSU (9)	15	159-257	2263	20	7	156.1

*NCAA Began Ranking Teams By Efficiency in 1991

RUSHING DEFENSE

Yr.	Team (Rank)	G	Car. Yards	TD	YPG	
1985	UNI (6)	11	380	994	8	90.4
1986	Illinois State (5)	10	407	805	9	80.5
1987	Illinois State (17)	10	369	1258	10	125.8
1988	UNI (12)	11	400	1270	12	115.5
1989	Missouri State (8)	11	420	1171	10	106.4
1990	Missouri State (13)	11	414	1312	7	119.3
1991	UNI (8)	11	448	1241	10	112.8
1992	UNI (15)	11	499	1457	9	132.5
1993	Missouri State (24)	11	464	1453	16	132.1
1994	UNI (34)	11	442	1508	9	137.1
1995	Eastern Illinois (11)	11	378	1125	8	102.3
1996	Missouri State (4)	11	433	1012	12	92.0
1997	Youngstown St. (29)	11	385	1254	9	114.0
1998	UNI (34)	11	411	1449	11	131.7
1999	Illinois State (37)	11	394	1499	18	136.3
2000	Southern Illinois (18)	11	421	1168	18	106.2

2001	Western Ky. (9)	11	409	1055	9	95.9
2002	Western Ky. (27)	15	560	1784	20	118.9
2003	Southern Illinois (16)	12	452	1348	10	112.3
2004	Southern Illinois (8)	12	401	1220	6	101.7
2005	Western Ky. (11)	11	399	1244	18	113.1
2006	Southern Illinois (43)	13	490	1742	19	134.0
2007	UNI (6)	13	385	1183	12	91.0
2008	UNI (20)	15	493	1607	17	107.1
2009	UNI (9)	11	357	1051	4	95.6
2010	UNI (10)	12	406	1253	13	104.4
2011	Illinois State (5)	11	355	943	11	85.7
2012	North Dakota St. (4)	15	474	1408	5	93.9
2013	North Dakota St. (3)	15	469	1369	7	91.3
2014	UNI (10)	14	502	1508	19	107.7
2015	North Dakota St. (10)	15	444	1567	13	104.5
2016	North Dakota St. (13)	14	454	1490	9	106.4
2017	North Dakota St. (6)	15	466	1342	11	89.5
2018	North Dakota St. (16)	15	512	1718	10	114.5
2019	UNI (11)	15	581	1655	11	110.3
20-21	Illinois State (11)	4	129	380	6	95.0
2021	UNI (5)	12	415	1047	11	87.2

TOTAL DEFENSE

Yr.	Team (Rank)	G	Plays	Yards	TD	YPG
1985	Western Illinois (13)	10	596	2887	29	288.7
1986	Illinois State (8)	10	715	2796	19	279.6
1987	Missouri State (16)	11	758	3193	17	290.2
1988	UNI (18)	11	640	3207	30	291.6
1989	Eastern Illinois (10)	11	751	3142	14	285.6
1990	Missouri State (18)	11	729	3250	22	295.5
1991	UNI (4)	11	739	2680	20	243.6
1992	UNI (10)	11	766	3262	19	296.5
1993	Missouri State (4)	11	712	3023	30	274.8
1994	Indiana State (17)	11	705	3220	21	292.7
1995	UNI (16)	11	729	3100	15	281.8
1996	Missouri State (15)	11	722	3009	20	273.5
1997	Youngstown State (15)	11	693	2947	19	267.9
1998	Western Illinois (17)	11	762	3241	11	294.6
1999	UNI (46)	11	726	3708	32	337.1
2000	Southern Illinois (16)	11	682	3002	37	272.9
2001	Western Kentucky (2)	11	668	2565	15	233.2
2002	Youngstown St. (21)	11	731	3064	18	278.5
2003	Western Kentucky (6)	13	851	3688	25	283.7
2004	Southern Illinois (13)	12	814	3652	18	304.3
2005	Youngstown St. (29)	11	721	3634	21	330.4
2006	Western Ky. (43)	11	672	3563	30	323.9
2007	UNI (11)	13	811	3951	24	303.9
2008	N. Dakota State (5)	11	682	2794	23	254.0
2009	UNI (9)	11	689	2939	16	267.2
2010	Southern Illinois (37)	11	708	3653	33	332.1
2011	Illinois State (9)	11	665	3243	28	294.8
2012	N. Dakota State (1)	15	815	3517	21	234.5
2013	N. Dakota State (3)	15	910	3838	17	255.9
2014	N. Dakota State (5)	16	966	4486	27	280.4
2015	N. Dakota State (3)	15	877	4072	28	271.5
2016	UNI (9)	11	715	3412	29	310.2
2017	N. Dakota State (1)	15	866	3561	18	237.4
2018	N. Dakota State (5)	15	911	4339	22	289.3
2019	N. Dakota State (2)	16	970	4395	20	274.7
20-21	Illinois State (10)	4	259	1075	9	268.8
2021	N. Dakota State (3)	15	896	3971	18	264.7

1987	UNI (9)	26	256	0	9.8
1988	Missouri State	22	211	2	9.6
1989	UNI (2)	43	565	2	13.1
1990	UNI (4)	29	355	1	12.2
1991	Southern Illinois (3)	7	106	0	15.1
1992	UNI (2)	35	561	4	16.0
1993	UNI (8)	35	419	2	12.0
1994	Western Illinois (3)	29	516	4	17.8
1995	Southern Illinois (9)	30	372	1	12.4
1996	Indiana State (9)	47	567	3	12.1
1997	Western Illinois (7)	24	312	2	13.0
1998	Western Illinois (8)	35	481	1	13.7
1999	Indiana State (2)	25	393	2	15.7
2000	Indiana State (4)	13	217	0	16.7
2001	Youngstown State (8)	32	503	3	15.7
2002	Southern Illinois (3)	27	400	2	14.8
2003	Western Illinois (2)	27	427	1	15.8
2004	Western Kentucky (26)	25	283	1	11.3
2005	Western Kentucky (4)	15	242	1	16.1
2006	Missouri State (5)	18	288	3	16.0
2007	UNI (7)	21	306	1	14.6
2008	Illinois State (4)	20	325	1	16.3
2009	Western Illinois (22)	21	236	1	11.2
2010	Youngstown State (4)	15	249	1	16.6
2011	Youngstown State (22)	17	192	1	11.3
2012	North Dakota State (11)	27	398	1	14.7
2013	North Dakota State (8)	30	399	3	13.3
2014	South Dakota State (15)	28	370	0	13.2
2015	Missouri State (8)	11	175	1	15.9
2016	Missouri State (16)	9	117	1	13.0
2017	Western Illinois (5)	14	237	1	16.9
2018	North Dakota State (9)	23	359	0	15.6
2019	North Dakota State (21)	30	350	0	11.7
20-21	North Dakota State (1)	12	285	2	23.8
2021	North Dakota State (8)	15	333	1	12.8

KICKOFF RETURNS

Yr.	Team (Rank)	No.	Yards	TD	Avg.
1985	Missouri State (3)	30	679	0	22.6
1986	Western Illinois (5)	34	765	1	22.5
1987	Eastern Illinois (6)	43	964	1	22.4
1988	UNI (1)	40	939	1	23.5
1989	Eastern Illinois (3)	31	734	0	23.7
1990	UNI (2)	24	623	0	26.0
1991	Indiana State (T7)	37	860	0	23.2
1992	Indiana State (3)	51	1247	0	24.5
1993	UNI (3)	39	1011	0	25.9
1994	UNI (19)	26	596	0	22.9
1995	UNI (9)	32	726	0	22.7
1996	UNI (3)	35	901	2	25.7
1997	Youngstown State (18)	22	474	0	21.5
1998	Western Illinois (4)	21	519	1	24.7
1999	Missouri State (11)	36	828	0	23.0
2000	UNI (3)	41	988	0	24.1
2001	Western Kentucky (5)	25	610	1	24.4
2002	Southern Illinois (10)	34	773	1	22.7
2003	Missouri State (6)	42	1044	2	24.9
2004	Missouri State (8)	41	956	1	23.3
2005	Missouri State (25)	39	837	0	21.5
2006	Western Kentucky (13)	36	808	0	22.4
2007	Southern Illinois (6)	43	1060	1	24.7
2008	Southern Illinois (4)	42	1008	3	24.0
2009	Southern Illinois (3)	39	970	1	24.9
2010	Illinois State (5)	66	1638	1	24.8
2011	North Dakota State (7)	38	909	1	23.9
2012	UNI (2)	38	999	0	26.3
2013	North Dakota State (3)	32	808	1	25.3

2014	UNI (1)	40	1052	1	26.3
2015	North Dakota State (1)	34	989	2	29.1
2016	Southern Illinois (8)	41	969	1	23.6
2017	Illinois State (4)	26	660	1	25.4
2018	UNI (13)	31	759	0	24.5
2019	North Dakota State (21)	33	741	1	22.5
20-21	South Dakota State (4)	19	487	0	25.6
2021	South Dakota (1)	20	560	1	28.0

NET PUNTING

Yr.	Team (Rank)	No.	Avg.	Ret.	Yds.	Net
1985	UNI	57	43.2	23	152	40.5
1986	UNI (5)	48	42.2	21	142	39.3
1987	Western Illinois (2)	67	41.8	31	199	38.9
1988	Illinois State (3)	71	42.8	38	383	37.5
1989	Western Illinois (5)	73	41.4	28	215	38.5
1990	Southern Illinois (4)	72	40.5	30	181	38.0
1991	UNI (16)	53	38.5	19	154	35.6
1992	Indiana State (10)	41	41.6	16	213	36.4
1993	UNI (20)	41	40.6	17	203	35.7
1994	Missouri State (6)	64	41.3	22	217	37.9
1995	Missouri State (6)	69	40.5	21	255	36.8
1996	Southern Illinois (3)	55	44.5	34	316	38.8
1997	Southern Illinois (6)	71	42.8	34	330	38.2
1998	Western Illinois (1)	67	43.1	22	110	41.5
1999	Missouri State (1)	40	41.1	10	46	40.0
2000	Western Illinois (10)	56	41.0	29	265	36.3
2001	Western Illinois (12)	43	40.4	15	160	36.7
2002	Western Illinois (2)	56	47.0	23	284	41.9
2003	Illinois State (1)	66	41.3	25	139	39.2
2004	Western Kentucky (7)	48	41.6	18	197	37.5
2005	Southern Illinois (38)	46	36.0	30	126	33.1
2006	Southern Illinois (12)	45	39.1	22	128	35.4
2007	Southern Illinois (7)	40	45.8	30	155	36.9
2008	Illinois State (8)	46	41.1	17	166	35.7
2009	Southern Illinois (13)	55	41.9	12	123	36.8
2010	N. Dakota State (2)	75	42.6	31	122	39.1
2011	Indiana State (6)	50	40.5	23	75	38.2
2012	Indiana State (3)	64	43.6	13	65	39.5
2013	N. Dakota State (5)	52	43.7	8	21	39.4
2014	N. Dakota State (9)	60	44.8	19	187	38.4
2015	N. Dakota State (4)	63	45.6	17	140	39.3
2016	South Dakota (2)	68	47.5	22	177	41.4
2017	UNI (11)	68	41.9	25	191	38.8
2018	Missouri State (5)	64	40.2	17	38	39.3
2019	South Dakota (7)	57	45.1	--	143	40.2
20-21	South Dakota (2)	22	46.0	--	11	43.7
2021	Missouri State (2)	52	45.3	--	106	42.9

TURNOVER MARGIN

Yr.	Team	--- Gained ---			---- Lost ----			Mar.
		Fum.	Int.	Total	Fum.	Int.	Total	
1985	UNI	12	23	35	15	16	31	0.36
1986	EIU	18	22	40	10	16	26	1.27
1987	EIU	19	12	31	14	12	26	0.45
1988	WIU	19	24	43	10	18	28	1.36
1989	MSU	15	19	34	15	5	20	1.27
1990	UNI (7)	16	16	32	10	7	17	1.40
1991	UNI (T10)	14	13	27	8	7	15	1.09
	EIU (T10)	15	12	27	9	6	15	1.09
1992	MSU (10)	11	16	27	10	6	16	1.00
1993	ILS (31)	13	15	28	11	20	21	.64
	INS (31)	14	11	25	8	10	18	.64
1994	WIU (7)	17	19	36	13	9	22	1.27
1995	EIU (2)	15	19	34	6	4	10	2.18
1996	UNI (2)	17	23	40	9	9	18	2.00

1997	INS (4)	12	18	30	9	6	15	1.36
1998	WIU (2)	15	16	31	6	8	14	1.55
1999	WIU (3)	10	22	32	9	8	17	1.36
2000	YSU (4)	11	20	31	11	4	15	1.45
2001	WKU (18)	8	13	21	11	2	13	0.73
2002	WKU (8)	15	20	35	12	6	18	1.13
2003	UNI (21)	17	12	29	12	7	19	0.77
	WKU (21)	15	14	29	12	7	19	0.77
2004	SIU (5)	10	17	27	5	7	12	1.25
2005	YSU (12)	8	18	26	8	8	16	0.91
2006	YSU (14)	13	15	28	6	12	18	0.71
2007	WIU (7)	13	12	25	4	7	11	1.27
2008	UNI (4)	16	24	40	10	8	18	1.47
2009	SIU (5)	10	23	33	7	9	16	1.31
2010	NDSU (7)	19	18	37	12	10	22	1.07
2011	NDSU (8)	10	21	31	9	4	13	1.20
2012	NDSU (9)	16	13	29	6	8	14	1.00
2013	SDSU (5)	11	22	33	10	8	18	1.07
2014	UNI (10)	14	17	31	7	12	19	0.86
2015	UNI (4)	14	17	31	5	10	15	1.14
2016	NDSU (14)	7	19	26	6	9	15	0.79
2017	NDSU (7)	14	22	36	9	8	17	1.27
2018	NDSU (4)	7	23	30	4	7	11	1.27
2019	NDSU (5)	6	17	23	5	1	6	1.06
20-21	USD (5)	6	5	11	2	4	6	1.25
2021	SDSU (5)	7	21	28	6	7	13	1.00

CONFERENCE-ONLY YEAR-BY-YEAR LEADERS

ALL PURPOSE (not available before 1999)

Yr.	Player, School	G	Yds.	YPG
1999	Cornell Craig, SIU	6	1233	205.5
2000	Charles Tharp, WIU	6	893	148.8
2001	Adam Bengel, UNI	7	1034	147.7
2002	Jon Frazier, WKU	7	895	127.9
2003	Sha-Ron Edwards, ILS	7	1098	156.9
2004	James Norris, WIU	7	1060	151.4
2005	Arkee Whitlock, SIU	6	989	164.8
2006	Marcus Mason, YSU	6	1234	205.7
2007	Herb Donaldson, WIU	5	978	195.6
2008	Herb Donaldson, WIU	8	1334	166.8
2009	Deji Karim, SIU	8	1429	178.6
2010	Jamaine Cook, YSU	8	1445	180.6
2011	Shakir Bell, INS	8	1513	189.1
2012	Carlos Anderson, UNI	8	1187	148.4
2013	Martin Ruiz, YSU	8	1208	151.0
2014	David Johnson, UNI	8	1427	178.4
2015	Marshaun Coprich, ILS	8	1478	184.8
2016	Brady Mengerelli, SDSU	8	1113	139.1
2017	Jaelon Ackin, WIU	8	1135	141.9
2018	James Robinson, ILS	8	1080	135.0
2019	Cade Johnson, SDSU	8	992	124.0
20-21	Tony Tate, WIU	6	774	129.0
2021	Pierre Strong Jr., SDSU	8	1106	138.2

TOTAL OFFENSE (not available before 1997)

Yr.	Player, School	G	Plays	Yds.	YPG
1997	Shane Fortney, UNI	6		1596	266.0
1998	Ryan Helming, UNI	6		1829	304.8
1999	Ryan Helming, UNI	6	304	2067	344.5
2000	Ryan Helming, UNI	6	258	1899	316.5
2001	Sam Clemons, WIU	7	239	1810	258.6
2002	Russ Michna, WIU	7	226	1693	241.9
2003	Russ Michna, WIU	7	262	1826	260.9
2004	Phillip Johnson, INS	7	282	1566	223.7
2005	Steve LaFalce, WIU	7	315	2130	304.3
2006	Luke Drone, ILS	7	193	1660	237.1

2007	Nick Hill, SIU	6	210	1581	263.5
2008	Ryan Berry, SDSU	8	282	1990	248.8
2009	Matt Brown, ILS	8	304	1902	237.8
2010	Matt Barr, WIU	8	303	2572	321.5
2011	Austin Sumner, SDSU	8	350	2244	280.5
2012	Matt Brown, ILS	8	282	1953	244.1
2013	Brock Jensen, NDSU	8	230	1758	219.8
2014	Tre Roberson, ILS	8	307	2201	275.1
2015	Mark Iannotti, SIU	8	456	2795	349.4
2016	Taryn Christian, SDSU	8	385	2945	368.1
2017	Chris Streveler, USD	8	394	2802	350.2
2018	Austin Simmons, USD	8	418	2482	310.2
2019	Austin Simmons, USD	8	347	2223	277.9
20-21	Connor Sampson, WIU	6	299	1735	289.2
2021	Jason Shelley, MSU	8	264	2615	326.9

RUSHING (not available before 1997)

Yr.	Player, School	G	Car.	Yds.	YPG
1997	Karlton Carpenter, SIU	6	116	529	88.2
1998	Karlton Carpenter, SIU	6	212	1099	183.2
1999	Charles Tharp, WIU	6	178	853	142.2
2000	Charles Tharp, WIU	6	136	841	140.2
2001	Tom Koutsos, SIU	7	178	819	117.0
2002	Jon Frazier, WKU	7	144	765	109.3
2003	Sha-Ron Edwards, ILS	7	183	1034	147.7
2004	Brian Thompson, ILS	6	139	751	125.2
2005	Arkee Whitlock, SIU	6	150	839	139.8
2006	Marcus Mason, YSU	6	160	1189	198.2
2007	Herb Donaldson, WIU	5	147	963	192.6
2008	Herb Donaldson, WIU	8	237	1270	158.8
2009	Deji Karim, SIU	8	163	1079	134.9
2010	Kyle Minnett, SDSU	8	192	1064	133.0
2011	Shakir Bell, INS	8	184	1358	169.8
2012	Zach Zenner, SDSU	8	174	1045	130.6
2013	Zach Zenner, SDSU	8	209	953	119.1
2014	Marshaun Coprich, ILS	8	207	1253	156.6
2015	Marshaun Coprich, ILS	8	210	1380	172.5
2016	Martin Ruiz, YSU	8	132	706	88.2
2017	Marcus Weymiller, UNI	6	170	676	112.7
2018	James Robinson, ILS	8	159	908	113.5
2019	D.J. Davis, SIU	6	112	664	110.7
20-21	Otis Weah, UND	5	76	570	114.0
2021	Pierre Strong Jr., SDSU	8	155	981	122.6

PASS EFFICIENCY RATING (not available before 1997)

Yr.	Player, School	Cmp-Att	Yds.	TD	Pts.
1997	Jeff Hecklinski, WIU	89-139	1058	6	137.9
1998	Ryan Helming, UNI	145-240	1837	5	132.9
1999	Jay Rodgers, MSU	134-208	1798	13	148.0
2000	Sam Clemons, WIU	56-91	875	6	157.5
2001	Sam Clemons, WIU	109-182	1691	14	156.7
2002	Russ Michna, WIU	105-176	1599	12	156.2
2003	A.J. Porter, MSU	66-126	1027	11	144.9
2004	Joel Sambursky, SIU	83-133	1374	15	181.9
2005	A.J. Porter, MSU	48-71	606	6	167.2
2006	Luke Drone, ILS	104-167	1667	10	163.5
2007	Eric Sanders, UNI	84-114	1059	9	174.3
2008	Ryan Berry, SDSU	161-248	2017	21	158.0
2009	Pat Grace, UNI	98-166	1398	13	147.2
2010	Matt Barr, WIU	151-235	2342	20	171.8
2011	Kurt Hess, YSU	147-226	1966	22	164.9
2012	Sawyer Kollmorgen, UNI	136-228	1711	15	138.3
2013	Brock Jensen, NDSU	112-171	1514	19	171.9
2014	Carson Wentz, NDSU	114-183	1487	15	149.9
2015	Tre Roberson, ILS	58-123	1211	10	148.6

2016	Taryn Christian, SDSU	183-293	2560	19	152.5
2017	Sean McGuire, WIU	150-237	2029	19	158.3
2018	Easton Stick, NDSU	98-164	1604	19	175.3
2019	Trey Lance, NDSU	99-147	1489	14	183.9
20-21	Stone Labanowitz, SIU	44-58	402	3	147.7
2021	Cam Miller, NDSU	62-84	906	10	198.9

PASSING YARDS PER GAME (not available before 1997)

Yr.	Player, School	Cmp-Att	TD	Yds.	YPG
1997	Kevin Glenn, ILS	127-240	7	1578	263.0
1998	Ryan Helming, UNI	145-240	9	1837	306.2
1999	Ryan Helming, UNI	159-271	17	2088	348.0
2000	Ryan Helming, UNI	135-230	16	1859	309.8
2001	Sam Clemons, WIU	109-182	14	1691	241.6
2002	Russ Michna, WIU	105-176	12	1599	228.4
2003	Russ Michna, WIU	126-215	12	1710	244.3
2004	Phillip Johnson, INS	124-250	7	1570	224.3
2005	Steve LaFalce, WIU	156-231	14	2038	291.1
2006	Luke Drone, ILS	104-167	10	1667	238.1
2007	Nick Hill, SIU	117-157	9	1424	237.3
2008	Ryan Berry, SDSU	161-248	21	2017	252.1
2009	Matt Brown, ILS	170-266	8	1826	228.2
2010	Matt Barr, WIU	151-235	20	2342	292.8
2011	Austin Sumner, SDSU	176-298	16	2317	289.6
2012	Matt Brown, ILS	147-246	11	1856	232.0
2013	Austin Sumner, SDSU	145-246	13	1720	215.0
2014	Mike Perish, INS	164-284	8	1777	253.9
2015	Mark Iannotti, SIU	204-323	18	2282	285.2
2016	Taryn Christian, SDSU	183-293	19	2560	320.0
2017	Chris Streveler, USD	199-302	16	2396	299.5
2018	Austin Simmons, USD	207-329	12	2195	274.4
2019	Austin Simmons, USD	147-240	18	1742	217.8
20-21	Connor Sampson, WIU	179-275	8	1744	290.7
2021	Jason Shelley, MSU	159-254	16	2351	293.9

RECEIVING (rec./game) (not available before 1997)

Yr.	Player, School	G	Rec.	Yds.	TD
1997	Mike Furrey, UNI	6	47	562	4
1998	Mike Furrey, UNI	6	50	662	5
1999	Cornell Craig, SIU	6	50	865	9
2000	Eddie Berlin, UNI	6	45	615	7
2001	Mark Marcos, MSU	7	43	694	4
2002	Stacy Coleman, WIU	7	35	513	5
2003	Dwayne Smith, ILS	7	37	535	5
2004	Steven Rush, MSU	6	37	484	6
2005	Laurent Robinson, ILS	7	66	1071	7
2006	Curtis Hamilton, WKU	5	30	533	5
	Marco Thomas, WIU	7	42	529	1
	Jake Gabler, WKU	5	30	374	2
2007	Justin Allen, SIU	6	32	394	3
	Ferlando Williams, YSU	6	32	357	0
2008	Eyad Salem, ILS	8	46	632	6
2009	Eyad Salem, ILS	8	74	770	4
2010	Marvon Sanders, ILS	8	57	576	2
2011	Dale Moss, SDSU	8	53	843	6
	Tyrone Walker, ILS	8	53	595	4
2012	Tyrone Walker, ILS	8	50	734	5
2013	Jason Schneider, SDSU	8	48	645	7
2014	MyCole Pruitt, SIU	8	55	555	10
2015	Lance Lenoir, WIU	8	47	754	4
2016	Dallas Goedert, SDSU	8	64	897	7
2017	Jaelon Acklin, WIU	8	60	1012	8
2018	Spencer Schnell, ILS	8	47	590	7
2019	Cade Johnson, SDSU	8	48	880	5
20-21	Dennis Houston, WIU	6	43	477	2
2021	Dennis Houston, WIU	8	62	560	2

RECEIVING (by yards) (not available before 1997)

Yr.	Player, School	G	Rec.	Yds.	PG
1997	Mike Furrey, UNI	6	47	662	110.3
1998	Eddie Berlin, UNI	6	43	683	113.8
1999	Cornell Craig, SIU	6	50	865	144.2
2000	Eddie Berlin, UNI	6	45	615	102.5
2001	Mark Marcos, MSU	7	43	694	99.1
2002	Marius Mays, UNI	7	34	592	84.6
2003	Casey Rooney, WKU	7	31	609	87.0
2004	Brent Little, SIU	6	20	573	95.5
2005	Laurent Robinson, ILS	7	66	1071	153.0
2006	Curtis Hamilton, WKU	5	30	533	106.6
2007	Johnny Gray, UNI	6	30	467	77.8
2008	Eyad Salem, ILS	8	46	632	79.0
2009	Eyad Salem, ILS	8	74	770	96.2
2010	Lito Senatus, WIU	8	51	911	113.9
2011	Dale Moss, SDSU	8	53	843	105.4
2012	Tyrone Walker, ILS	8	50	734	91.8
2013	Zach Vraa, NDSU	8	36	683	85.4
2014	Jake Wieneke, SDSU	8	54	1096	137.0
2015	Jake Wieneke, SDSU	8	40	816	102.0
2016	Dallas Goedert, SDSU	8	64	897	112.1
2017	Jaelon Acklin, WIU	8	60	1012	126.5
2018	Cade Johnson, SDSU	8	38	772	96.5
2019	Isaiah Weston, UNI	6	24	709	118.2
20-21	Dennis Houston, WIU	6	43	477	79.5
2021	Tyrone Scott, MSU	8	47	805	100.6

SCORING (not available before 1999)

Yr.	Player, School	TD	XP	FG	Pts.	PG
1999	Adrian Brown, YSU	10	0	0	60	10.0
2000	Charles Tharp, WIU	10	2	0	62	10.3
2001	P.J. Mays, YSU	14	0	0	84	12.0
2002	Justin Langan, WIU	0	26	12	62	8.9
2003	Travis Glasford, WIU	14	0	0	84	12.0
2004	Craig Coffin, SIU	0	40	8	64	9.1
2005	Chris James, WKU	0	12	24	60	8.6
2006	Marcus Mason, YSU	14	0	0	84	14.0
2007	Gerald Davis, MSU	10	0	0	60	10.0
2008	Herb Donaldson, WIU	14	0	0	84	10.5
2009	Pat Paschall, NDSU	12	0	0	72	10.3
2010	Darrius Gates, INS	13	2	0	80	10.0
2011	Shakir Bell, INS	12	0	0	72	9.0
2012	David Johnson, UNI	15	0	0	90	11.2
2013	Zach Zenner, SDSU	11	0	0	66	8.2
2014	Marshaun Coprich	15	0	0	90	11.2
2015	Marshaun Coprich	15	2	0	92	11.5
2016	Jonathan Mixon, SIU	8	0	0	48	8.0
2017	Marcus Weymiller, UNI	8	0	0	48	8.0
2018	Chase Vinatieri, SDSU	1	37	10	73	9.1
2019	Javon Williams Jr., SIU	12	0	0	72	9.0
20-21	Otis Weah, UND	7	0	0	42	8.4
2021	Jake Reinholz, NDSU	8	31	12	67	8.4
	Matthew Cook, UNI	8	22	15	67	8.4

FIELD GOALS (not available before 1997)

Yr.	Player, School	G	FGM-A	Pct.	PG
1997	Travis Brawner, MSU	6	11-16	68.8	1.83
1998	Joe Lopez, WIU	6	11-20	55.0	1.83
1999	Jake Strader, ILS	6	7-8	87.5	1.17
	Joe Lopez, WIU	6	7-15	46.7	1.17
2000	Scott Everhart, SIU	6	10-15	66.7	1.67
2001	Brian Long, MSU	7	10-16	62.5	1.43
2002	M. Hoambrecker, UNI	7	16-17	94.1	2.29
2003	Brian Wingert, UNI	6	11-13	84.6	1.83

2004	Jon Scifres, MSU	7	11-11	100.0	1.57
2005	Chris James, WIU	7	12-13	92.3	1.71
2006	Chris James, WKU	7	11-12	91.7	1.57
2007	Brian Palmer, YSU	6	9-10	90.0	1.50
2008	Peter Reifenrath, SDSU	7	11-13	84.6	1.57
2009	Zach Kutch, ILS	8	20-26	76.9	2.50
2010	Stephen Blose, YSU	8	11-13	84.6	1.38
	Billy Hallgren, UNI	8	11-17	64.7	1.38
2011	Ryan Jastram, NDSU	8	11-12	91.7	1.38
	Tyler Sievertsen, UNI	8	11-12	91.7	1.38
2012	Adam Keller, NDSU	8	12-14	85.7	1.50
2013	Tyler Sievertsen, UNI	8	14-18	77.8	1.75
2014	Adam Keller, NDSU	8	14-18	77.8	1.75
2015	Zak Kennedy, YSU	8	14-16	87.5	1.75
2016	Zak Kennedy, YSU	6	9-14	64.3	1.50
2017	Sam Drysdale, UNI	8	12-13	92.3	1.50
	Zach Drake, MSU	8	12-17	70.6	1.50
2018	Austin Errthum, UNI	8	15-17	88.2	1.88
2019	Sam Fenlason, ILS	8	9-12	75.0	1.12
20-21	Matthew Cook, UNI	7	15-20	75.0	2.14
2021	Matthew Cook, UNI	8	15-15	100.0	1.88

PUNT RETURNS (not available before 1997)

Yr.	Player, School	G	No.	Yds.	TD	YPR
1997	Jamaine Blaylock, WIU	6	14	155	0	11.1
1998	DeJuan Alfonso, INS	4	12	162	1	13.5
1999	DeJuan Alfonso, INS	6	15	232	0	15.5
2000	Keith Herron, INS	6	7	80	0	11.4
2001	Joseph Jefferson, WKU	7	9	220	1	24.4
2002	Shannon Hayes, WKU	6	10	122	0	12.2
2003	Michael Sparks, MSU	7	25	347	0	13.9
2004	Dennis Mitchell, WKU	7	18	240	1	13.3
2005	Johnny Gray, UNI	5	11	167	1	15.2
2006	Eric Davis, MSU	7	9	134	1	14.9
2007	Johnny Gray, UNI	6	9	170	1	18.9
2008	Tom Nelson, ILS	8	13	168	0	12.9
2009	D.J. McNorton, NDSU	8	11	171	0	15.5
2010	Cole Brodie, SDSU	8	22	222	0	10.1
2011	Ryan Smith, NDSU	8	13	156	1	12.0
2012	Ryan Smith, NDSU	7	10	122	1	12.2
2013	Je Ryan Butler, SDSU	8	13	150	1	11.5
2014	Chad Owens, UNI	8	19	236	0	12.4
2015	Je Ryan Butler, SDSU	8	20	40	0	2.0
2016	Darien Townsend, YSU	8	12	203	1	16.9
2017	Steve McShane, WIU	8	12	242	1	20.2
2018	Darrius Shepherd, NDSU	8	11	197	0	17.9
2019	Dante Hendrix, INS	8	10	125	1	12.5
20-21	Jake Coates, YSU	7	11	82	0	7.5
2021	Jayden Price, NDSU	8	12	172	0	14.3

KICKOFF RETURNS (not available before 1997)

Yr.	Player, School	G	No.	Yds.	TD	YPR
1997	Ty Talton, UNI	6	12	281	0	23.4
1998	Ty Talton, UNI	6	15	384	0	25.6
1999	Aveion Cason, ILS	6	14	493	2	35.2
2000	JerMarsh Robinson, SIU	6	11	295	1	26.8
2001	Jerald Burley, YSU	7	8	240	0	30.0
2002	Anthony Sullivan, MSU	7	15	386	0	25.7
2003	Steven Rush, MSU	7	16	522	2	32.6
2004	Steven Rush, MSU	6	8	252	1	31.5
2005	Brandon Taylor, MSU	6	8	260	0	32.5
2006	Tom Nelson, ILS	7	12	293	0	24.4
2007	Jason Horton, ILS	6	11	268	0	24.4
2008	Jared Herring, UNI	8	13	359	0	27.6
2009	Ben Ericksen, ILS	6	8	204	0	25.5

2010	Carlos Anderson, UNI	8	16	398	1	24.9
2011	Steve Strother, SIU	8	22	577	0	26.2
2012	Carlos Anderson, UNI	8	27	739	0	27.4
2013	Andre Stubbs, YSU	8	16	430	0	26.9
2014	Tevin Allen, ILS	8	12	386	1	32.2
2015	Daquan Isom, SIU	6	15	365	0	24.3
2016	Paul Anderson, USD	8	25	577	0	23.1
2017	Matt Rush, MSU	8	12	301	0	25.1
2018	Kai Henry, USD	7	7	197	0	28.1
2019	Dakota Caton, INS	7	13	342	0	26.3
20-21	Luke Skokna, UND	5	8	213	0	26.6
2021	Montrae Braswell, MSU	8	11	305	0	27.7

PUNTING (not available before 1997)

Yr.	Player, School	G	No.	Avg.
1997	Jake Strader, ILS	6	31	44.7
1998	Jeff Baker, WIU	6	36	44.9
1999	Mike Scifres, WIU	6	24	41.4
2000	Mike Scifres, WIU	6	29	45.7
2001	Eddie Pena, MSU	7	25	40.3
2002	Mike Scifres, WIU	7	28	50.0
2003	Ryan Hoffman, ILS	6	27	44.0
2004	Ryan Hoffman, ILS	7	35	44.3
2005	Adam Kos, UNI	7	34	42.1
2006	Bobby Kelsey, ILS	6	20	41.6
2007	Nathan Stokes, MSU	6	22	43.5
2008	Scott Ravanesi, SIU	8	38	43.7
2009	Scott Ravanesi, SIU	8	37	42.5
2010	John Prelvitz, NDSU	8	43	44.3
2011	Lucas Hileman, INS	8	33	42.7
2012	Lucas Hileman, INS	8	53	44.1
2013	Ben LeCompte, NDSU	8	33	44.5
2014	Ben LeCompte, NDSU	8	30	46.1
2015	Ben LeCompte, NDSU	8	34	45.5
2016	Miles Bergner, USD	8	51	47.4
2017	Brady Schutt, USD	8	38	42.3
2018	Garret Wegner, NDSU	8	36	43.6
2019	Brady Schutt, USD	8	36	44.4
20-21	Garret Wegner, NDSU	7	33	46.1
2021	Grant Burkett, MSU	8	32	45.0

INTERCEPTIONS (not available before 2002)

Yr.	Player, School	G	No.	Yds.	TD	IPG
2002	Antonio Veals, WKU	6	3	77	0	0.50
2003	Anthony Sullivan, MSU	7	4	63	0	0.57
2004	Dre Dokes, UNI	5	4	118	1	0.80
2005	Codera Jackson, YSU	7	4	30	0	0.57
2006	Chris Parsons, UNI	7	6	34	0	0.86
2007	Brannon Carter, UNI	6	4	50	0	0.67
2008	Conrad Kjerstad, SDSU	8	4	45	0	0.50
	Terrell McMoore, UNI	8	4	31	0	0.50
	D. Wilson, YSU	8	4	26	0	0.50
2009	Quentin Scott, UNI	8	5	131	1	0.62
2010	E.J. Jones, ILS	8	6	28	0	0.75
2011	Marcus Williams, NDSU	8	6	182	1	0.75
2012	Caleb Schaffitzel, MSU	8	5	216	1	0.62
	Ben Ericksen, ILS	8	5	56	0	0.62
2013	Ray Mitchell, UNI	8	4	179	2	0.50
	Caleb Schaffitzel, MSU	8	4	43	1	0.50
2014	Tim Kilfoy, UNI	8	4	87	2	0.50
2015	Deiondre' Hall, UNI	8	4	78	1	0.50
2016	Malcolm Washington, UNI	7	4	45	1	0.57
2017	Elijah Campbell, UNI	8	4	85	1	0.50
	Tre Dempsey, NDSU	8	4	21	0	0.50
2018	Jeremy Chinn, SIU	6	3	95	0	0.50

	Luther Kirk, ILS	8	4	51	1	0.50
	Robbie Grimsley, NDSU	8	4	7	0	0.50
2019	Michael Griffin, SDSU	8	3	64	0	0.38
	Devin Taylor, ILS	8	3	52	0	0.38
	Christian Jegen, UNI	8	3	40	0	0.38
	Omar Brown, UNI	8	3	12	0	0.38
	Logan Backhaus, SDSU	8	3	0	0	0.38
20-21	Montrae Braswell, MSU	6	3	61	1	0.50
	Josh Manchigiah, SDSU	6	3	40	0	0.50
	Myles Harden, USD	4	2	2	0	0.50
	Charles Woods, ILS	4	2	0	0	0.50
2021	Jack Cochrane, USD	8	4	31	0	0.50
	Jordan White, YSU	6	3	13	0	0.50

TOTAL TACKLES (not available before 2001)

Yr.	Player, School	G	UT	AT	TT	PG
2002	Dietrich Lapsley, INS	7	78	31	109	15.6
2003	<i>not recorded</i>					
2004	Boomer Grigsby, ILS	7	42	57	99	14.1
2005	Cameron Siskowic, ILS	7	34	53	87	12.4
2006	Cameron Siskowic, ILS	7	38	42	80	11.4
2007	Shonda Faulkner, INS	6	33	39	72	12.0
2008	Quinton Scott, INS	6	38	33	71	11.8
2009	Aaron Archie, INS	8	36	55	91	11.4
2010	Kyle Glazier, WIU	8	56	54	110	13.8
2011	L.J. Fort, UNI	8	45	71	116	14.5
2012	Ross Shafraath, SDSU	8	49	42	91	11.4
2013	R.C. Kilgore, SDSU	8	36	52	88	11.0
2014	Kendall Walker, INS	8	30	54	84	10.5
2015	Dylan Cole, MSU	8	56	66	122	15.2
2016	Dylan Cole, MSU	8	69	51	120	15.0
2017	Brett Taylor, WIU	8	48	72	120	15.0
2018	Jonas Griffith, INS	8	66	36	102	12.8
2019	McNeece Egbim, MSU	8	42	36	78	9.8
20-21	Spencer Cuvelier, UNI	7	29	42	71	10.1
2021	Darius Joiner, WIU	8	46	60	106	13.2

NCAA began using "press box" defensive stats in 2002

SACKS (not available before 2002)

Yr.	Player, School	Solo	Total	PG
2002	Sherrod Coates, WKU	6	7.0	1.00
2003	<i>not recorded</i>			
2004	Phillip Doyle, SIU	4	4.0	0.57
2005	Brent Hawkins, ILS	10	11.5	1.64
2006	Mark Huygens, UNI	4	4.5	0.64
2007	<i>Several tied with 4.0 (0.67 per game)</i>			
2008	Danny Batten, SDSU	7	9.0	1.12
2009	James Ruffin, UNI	5	9.0	1.12
2010	Ben Boothby, UNI	6	9.0	1.12
2011	Ben Obaseki, INS	5	8.0	1.00
2012	Colton Underwood, ILS	5	6.0	0.75
2013	Nick Canavan, MSU	7	7.0	0.88
	Auston Johnson, USD	7	7.0	0.88
2014	Kyle Emanuel, NDSU	11	11.5	1.44
2015	Karter Schult, UNI	9	10.0	1.25
2016	Karter Schult, UNI	10	10.5	1.31
2017	Ricky Neal, UNI	9	10.0	1.25
2018	Pete Swenson, WIU	11	12.5	1.56
2019	Elerson Smith, UNI	7	8.0	1.00
	Justus Reed, YSU	8	8.0	1.00
20-21	Kevin Ellis, MSU	4	4.5	0.90
2021	Nick Gaes, USD	7	7.0	0.88

NCAA began using "press box" defensive stats in 2002

SCORING OFFENSE (not available before 1997)

Yr.	Team	G	Points	PPG
1997	Western Illinois	6	195	32.5
1998	Illinois State	6	203	33.8
1999	Illinois State	6	237	39.5
2000	UNI	6	193	32.2
2001	Youngstown State	7	217	31.0
2002	Western Illinois	7	222	31.7
2003	Western Illinois	7	270	38.6
2004	Southern Illinois	7	308	44.0
2005	Illinois State	7	285	40.7
2006	Youngstown State	7	227	32.4
2007	UNI	6	215	35.8
2008	South Dakota State	8	288	36.0
2009	Southern Illinois	8	262	32.8
2010	Western Illinois	8	270	33.8
2011	Youngstown State	8	266	33.2
2012	North Dakota State	8	251	31.4
2013	North Dakota State	8	277	34.6
2014	Illinois State	8	275	34.4
2015	Southern Illinois	8	292	36.5
2016	South Dakota State	8	283	35.4
2017	South Dakota State	8	279	34.9
2018	North Dakota State	8	328	41.0
2019	North Dakota State	8	311	38.9
20-21	South Dakota State	6	176	29.3
2021	Missouri State	8	266	33.2

PASSING OFFENSE (not available before 1997)

Yr.	Team	G	Cmp-Att	Yards	TD	YPG
1997	Illinois State	6	138-264	1719	8	286.5
1998	UNI	6	146-241	1888	10	314.7
1999	UNI	6	161-273	2138	17	356.3
2000	UNI	6	136-232	1859	16	309.8
2001	Western Illinois	7	121-201	1857	14	265.3
2002	Western Illinois	7	106-178	1618	12	231.1
2003	Western Illinois	7	127-217	1719	13	245.6
2004	Indiana State	7	124-250	1570	7	224.3
2005	Western Illinois	7	159-241	2083	14	297.6
2006	Illinois State	7	104-169	1667	10	238.1
2007	Southern Illinois	6	121-165	1465	9	244.2
2008	South Dakota St.	8	175-268	2123	22	265.4
2009	Illinois State	8	191-294	1976	9	247.0
2010	Western Illinois	8	153-238	2381	20	297.6
2011	South Dakota St.	8	183-311	2397	17	299.6
2012	Illinois State	8	149-248	1901	11	237.6
2013	South Dakota	8	148-293	1750	8	218.8
2014	South Dakota St.	8	160-280	2434	19	304.2
2015	Southern Illinois	8	210-331	2351	20	293.9
2016	Southern Illinois	8	220-348	2719	16	339.9
2017	South Dakota	8	212-324	2560	19	320.0
2018	South Dakota	8	209-334	2215	12	276.9
2019	South Dakota	8	149-244	1746	18	218.2
20-21	Western Illinois	6	181-280	1761	8	293.5
2021	Missouri State	8	161-259	2378	16	297.2

RUSHING OFFENSE (not available before 1997)

Yr.	Team	G	Car.	Yards	TD	YPG
1997	Western Illinois	6	289	1580	19	263.3
1998	Southern Illinois	6	303	1371	10	228.5
1999	Indiana State	6	334	1781	17	296.8
2000	Indiana State	6	294	1138	6	189.7
2001	Western Kentucky	7	427	2327	23	332.4
2002	Western Kentucky	7	382	1804	14	257.7
2003	Southern Illinois	7	376	1791	19	255.9

2004	Southern Illinois	7	314	2051	21	293.0
2005	Western Kentucky	7	322	1493	13	213.5
2006	Youngstown State	7	321	2024	24	289.1
2007	Western Illinois	6	317	1627	11	271.2
2008	Western Illinois	8	356	1896	23	237.0
2009	North Dakota State	8	319	1682	15	210.2
2010	UNI	8	346	1904	16	238.0
2011	Youngstown State	8	333	1511	12	188.9
2012	North Dakota State	8	348	1424	19	178.0
2013	North Dakota State	8	363	1927	14	240.9
2014	Illinois State	8	338	1916	22	239.5
2015	Illinois State	8	341	2118	26	264.8
2016	Youngstown State	8	395	1984	14	248.0
2017	North Dakota State	8	334	1783	21	222.9
2018	North Dakota State	8	360	2029	25	253.6
2019	North Dakota State	8	373	2462	27	307.8
20-21	South Dakota State	6	246	1398	13	233.0
2021	North Dakota State	8	339	1945	19	243.1

TOTAL OFFENSE (not available before 1997)

Yr.	Team	G	Plays	Yards	TD	YPG
1997	Western Illinois	6	379	2642	25	440.3
1998	Illinois State	6	396	2833	27	472.2
1999	UNI	6	455	2884	23	480.7
2000	UNI	6	429	2651	23	441.8
2001	Missouri State	7	501	3025	19	432.1
2002	Western Illinois	7	492	2627	22	375.3
2003	Western Illinois	7	519	3006	31	429.4
2004	Southern Illinois	7	469	3559	38	508.4
2005	Illinois State	7	527	3475	36	496.4
2006	UNI	7	445	2962	26	423.1
2007	Southern Illinois	6	420	2648	26	441.3
2008	South Dakota State	8	568	3339	36	417.4
2009	UNI	8	529	3142	30	392.8
2010	Western Illinois	8	572	3811	37	476.4
2011	Youngstown State	8	563	3488	35	436.0
2012	UNI	8	517	3100	30	387.5
2013	North Dakota State	8	545	3515	33	439.4
2014	South Dakota State	8	563	3535	29	441.9
2015	Southern Illinois	8	655	3869	34	483.6
2016	South Dakota State	8	580	4042	35	505.2
2017	South Dakota	8	647	4034	33	504.2
2018	South Dakota State	8	511	3674	41	459.2
2019	North Dakota State	8	533	4044	42	505.5
20-21	North Dakota	5	345	2068	19	413.6
2021	Missouri State	8	557	3545	32	443.1

SCORING DEFENSE (not available before 1997)

Yr.	Team	G	Points	PPG
1997	Youngstown State	6	82	13.7
1998	Western Illinois	6	45	7.5
1999	Youngstown State	6	154	25.7
2000	Illinois State	6	90	15.0
2001	Western Kentucky	7	91	13.0
2002	Western Kentucky	7	63	9.0
2003	Western Kentucky	7	121	17.3
2004	Southern Illinois	7	88	12.6
2005	Youngstown State	7	107	15.3
2006	Youngstown State	7	126	18.0
2007	UNI	6	84	14.0
2008	UNI	8	103	12.9
2009	South Dakota State	8	105	13.1
2010	North Dakota State	8	155	19.4
2011	UNI	8	114	14.2
2012	North Dakota State	8	116	14.5

2013	North Dakota State	8	96	12.0
2014	North Dakota State	8	108	13.5
2015	South Dakota State	8	126	15.8
2016	North Dakota State	8	106	13.2
2017	North Dakota State	8	115	14.4
2018	North Dakota State	8	114	14.2
2019	North Dakota State	8	92	11.5
20-21	UNI	7	107	15.3
2021	North Dakota State	8	120	15.0

PASS DEFENSE (FEWEST ALLOWED) (1997-present)

Yr.	Team	G	Cmp-Att	Yards	TD	YPG
1997	Youngstown State	6	73-154	838	5	139.7
1998	Youngstown State	6	77-151	897	4	149.5
1999	UNI	6	90-168	1225	8	204.2
2000	Southern Illinois	6	62-133	833	9	138.8
2001	Southern Illinois	7	80-147	935	3	133.6
2002	Indiana State	7	74-131	904	8	129.1
2003	Missouri State	7	59-128	823	8	117.6
2004	Western Illinois	7	76-163	1067	9	152.4
2005	Youngstown State	7	110-197	1276	6	182.3
2006	Western Kentucky	7	78-146	1010	4	144.3
2007	Illinois State	6	75-128	906	11	151.0
2008	North Dakota St.	8	97-172	1059	10	132.4
2009	UNI	8	147-242	1337	7	167.1
2010	Southern Illinois	8	113-208	1431	12	178.9
2011	Western Illinois	8	85-164	1391	15	173.9
2012	North Dakota St.	8	113-196	1056	7	132.0
2013	North Dakota St.	8	102-226	1125	6	140.6
2014	North Dakota St.	8	106-212	1088	7	136.0
2015	Youngstown St.	8	69-161	1125	7	140.6
2016	Youngstown St.	8	108-216	1355	9	169.4
2017	Youngstown St.	8	83-188	1248	7	156.0
2018	Youngstown St.	8	104-210	1374	11	171.8
2019	North Dakota St.	8	95-182	1016	4	127.0
20-21	Southern Illinois	6	74-136	940	5	156.7
2021	North Dakota	8	129-188	1452	13	181.5

PASS DEFENSE (EFFICIENCY) (1997-present)

Yr.	Team	G	Cmp-Att	Yards	TD	Int.	Pts.
1997	YSU	6	73-154	928	5	3	99.9
1998	WIU	6	92-172	838	1	6	93.8
1999	ILS	6	106-221	1437	12	7	114.2
2000	WIU	6	78-163	913	4	9	92.0
2001	WKU	7	92-173	1051	4	10	100.3
2002	WKU	7	70-151	926	2	8	91.6
2003	WKU	7	98-171	1107	2	9	105.0
2004	SIU	7	106-224	1277	6	12	85.7
2005	YSU	7	110-197	1276	6	12	108.1
2006	YSU	7	114-210	1360	7	7	113.0
2007	SIU	6	107-185	1140	1	10	100.6
2008	UNI	8	121-245	1199	5	12	87.4
2009	SDSU	8	155-266	1435	6	11	102.8
2010	NDSU	8	142-251	1633	8	8	115.4
2011	UNI	8	172-260	1560	7	10	117.7
2012	ILS	8	106-225	1294	6	9	96.2
2013	NDSU	8	102-226	1125	6	6	90.4
2014	NDSU	8	106-212	1088	7	10	94.6
2015	NDSU	8	111-224	1303	7	6	103.4
2016	NDSU	8	155-269	1647	7	11	109.5
2017	YSU	8	83-188	1248	7	4	107.9
2018	ILS	8	123-235	1535	9	9	112.2
2019	NDSU	8	95-182	1016	4	5	100.8
20-21	ILS	4	67-130	695	3	4	97.9
2021	NDSU	8	122-227	1489	7	7	112.9

RUSHING DEFENSE (not available before 1997)

Yr.	Team	G	Car.	Yards	TD	YPG
1997	Western Illinois	6	209	653	7	108.8
1998	UNI	6	234	814	8	135.7
1999	Indiana State	6	234	813	11	135.5
2000	Illinois State	6	268	639	6	106.5
2001	Western Kentucky	7	261	719	7	102.7
2002	Western Kentucky	7	267	837	6	119.6
2003	UNI	7	265	855	8	122.1
2004	UNI	7	225	715	6	102.1
2005	Western Kentucky	7	267	805	13	115.0
2006	Youngstown State	7	227	859	8	122.7
2007	UNI	6	187	636	3	106.0
2008	UNI	8	244	718	5	89.8
2009	UNI	8	259	834	3	104.2
2010	UNI	8	291	906	10	113.2
2011	Illinois State	8	259	845	9	105.6
2012	North Dakota State	8	219	566	3	70.8
2013	North Dakota State	8	240	695	2	86.9
2014	UNI	8	282	808	12	101.0
2015	UNI	8	295	877	6	109.6
2016	North Dakota State	8	270	848	4	106.0
2017	UNI	8	251	839	6	104.9
2018	North Dakota State	8	263	879	6	109.9
2019	North Dakota State	9	305	966	6	120.8
20-21	Illinois State	4	129	380	6	95.0
2021	UNI	8	272	648	8	81.0

TOTAL DEFENSE (not available before 1997)

Yr.	Team	G	Plays	Yards	TD	YPG
1997	Youngstown State	6	278	1519	11	253.2
1998	Western Illinois	6	345	1773	4	295.5
1999	UNI	6	431	2321	21	386.8
2000	Southern Illinois	6	355	1510	19	251.7
2001	Western Kentucky	7	434	1770	11	252.9
2002	Western Kentucky	7	418	1763	8	251.9
2003	Western Kentucky	7	468	2079	13	297.0
2004	UNI	7	413	2000	13	285.7
2005	Youngstown State	7	463	2313	12	330.4
2006	Youngstown State	7	437	2219	15	317.0
2007	UNI	6	350	1651	9	275.2
2008	UNI	8	489	1917	10	239.6
2009	UNI	8	501	2171	10	271.4
2010	Southern Illinois	8	518	2661	24	332.6
2011	Illinois State	8	465	2445	19	305.6
2012	North Dakota State	8	415	1622	10	202.8
2013	North Dakota State	8	466	1820	8	227.5
2014	North Dakota State	8	481	2102	11	262.6
2015	North Dakota State	8	476	2392	17	299.0
2016	Youngstown State	8	395	1984	14	248.0
2017	North Dakota State	8	484	2298	13	287.2
2018	North Dakota State	8	505	2598	14	324.8
2019	North Dakota State	8	475	2162	11	270.2
20-21	Illinois State	4	259	1075	9	268.8
2021	North Dakota State	8	484	1195	12	286.9

PUNT RETURNS (not available before 1997)

Yr.	Team	No.	Yards	TD	Avg.
1997	UNI	12	126	0	10.5
1998	Western Illinois	20	253	0	12.7
1999	Indiana State	15	232	0	15.5
2000	Indiana State	8	94	0	11.8
2001	Youngstown State	14	319	2	22.8
2002	Western Kentucky	29	344	0	11.9
2003	Missouri State	25	347	0	13.9
2004	Western Kentucky	18	240	1	13.3

2005	Southern Illinois	9	168	2	18.7
2006	Southern Illinois	8	185	2	23.1
2007	UNI	6	172	1	17.2
2008	North Dakota State	8	258	0	15.2
2009	North Dakota State	8	290	2	13.8
2010	Southern Illinois	8	114	2	14.2
2011	Illinois State	19	208	0	10.9
2012	North Dakota State	14	254	1	18.1
2013	Indiana State	5	113	0	22.6
2014	Indiana State	10	145	0	14.5
2015	Missouri State	7	123	1	17.6
2016	Missouri State	3	76	1	25.3
2017	Western Illinois	13	239	1	18.4
2018	North Dakota State	12	197	0	16.4
2019	Indiana State	11	118	1	10.7
20-21	North Dakota State	7	148	1	21.1
2021	North Dakota State	12	172	0	14.3

KICKOFF RETURNS (not available before 1997)

Yr.	Team	No.	Yards	TD	Avg.
1997	Youngstown State	11	255	0	23.2
1998	UNI	18	424	0	23.6
1999	Illinois State	21	549	2	26.1
2000	UNI	22	559	0	25.4
2001	Indiana State	21	528	0	25.1
2002	Missouri State	24	507	0	21.1
2003	Missouri State	31	803	2	25.9
2004	Missouri State	24	598	1	24.9
2005	UNI	19	463	0	24.4
2006	Illinois State	21	487	0	23.2
2007	Western Illinois	18	412	0	22.9
2008	Southern Illinois	20	481	2	24.0
2009	South Dakota State	23	512	0	22.3
2010	Illinois State	48	1176	0	24.5
2011	North Dakota State	24	620	1	25.8
2012	UNI	32	856	0	26.8
2013	North Dakota State	13	332	4	25.5
2014	UNI	20	583	1	29.1
2015	North Dakota State	17	454	0	26.7
2016	UNI	22	530	1	24.1
2017	Illinois State	21	500	1	23.8
2018	UNI	20	488	0	24.4
2019	North Dakota State	13	406	1	31.2
20-21	UNI	11	278	0	25.3
2021	South Dakota	14	387	1	27.6

NET PUNTING (1999-present)

Yr.	Team	No.	Avg.	Yds.	Avg.	Ret.	Net
1999	Missouri State	23	40.8	29	1.3	39.6	
2000	Western Illinois	29	45.7	132	4.6	41.1	
2001	UNI	34	38.5	74	2.2	36.3	
2002	Western Illinois	29	49.7	193	6.7	43.0	
2003	Illinois State	36	42.7	80	2.2	40.5	
2004	Western Kentucky	28	43.7	114	4.1	39.6	
2005	UNI	35	41.6	118	3.4	35.4	
2006	Illinois State	23	42.0	22	1.0	36.7	
2007	Youngstown State	24	37.8	55	2.3	34.7	
2008	Missouri State	43	39.7	85	2.0	36.8	
2009	Southern Illinois	37	42.5	95	2.6	36.7	
2010	North Dakota State	43	44.3	90	2.1	39.9	
2011	Indiana State	37	40.6	35	0.9	38.6	
2012	Indiana State	54	43.5	65	1.2	37.7	
2013	Southern Illinois	37	40.1	56	1.5	37.9	
2014	North Dakota State	31	45.2	60	1.9	39.4	
2015	North Dakota State	34	45.5	68	2.0	39.9	
2016	South Dakota	51	47.4	129	2.5	41.3	

2017	UNI	43	41.9	124	2.9	38.5	
2018	South Dakota State	39	42.0	33	0.8	39.6	
2019	South Dakota	36	44.4	50	1.4	41.3	
20-21	South Dakota	22	46.0	11	0.5	43.7	
2021	Southern Illinois	36	42.4	34	0.9	40.9	

TURNOVER MARGIN (not available before 1999)

	---- Gained ----			---- Lost ----			Mar.	
	Fum.	Int.	Total	Fum.	Int.	Total		
1999	WIU	3	12	15	3	7	10	0.83
	SIU	8	7	15	4	6	10	0.83
2000	WIU	8	9	17	5	6	11	1.00
2001	YSU	15	9	24	10	7	17	1.00
2002	WKU	8	8	16	9	2	11	0.71
2003	SIU	8	6	14	1	3	4	1.43
2004	SIU	5	12	17	3	4	7	1.43
2005	UNI	6	6	12	4	5	9	0.43
	YSU	3	12	15	6	6	12	0.43
2006	ILS	4	5	9	2	3	5	0.57
2007	UNI	5	11	16	5	2	7	1.50
2008	SDSU	3	11	14	3	4	7	0.88
	UNI	4	12	16	6	3	8	0.88
2009	SIU	4	17	21	2	5	7	1.75
2010	UNI	6	12	18	3	9	12	0.75
2011	NDSU	6	11	17	6	2	8	1.12
2012	SIU	9	9	18	5	5	10	1.00
2013	SDSU	4	10	14	5	5	10	0.50
2014	UNI	6	15	21	3	8	11	1.25
2015	UNI	8	9	17	2	8	10	0.88
2016	USD	9	9	18	3	7	10	1.00
2017	WIU	5	11	16	5	4	9	0.88
2018	NDSU	3	14	17	1	4	5	1.50
2019	NDSU	6	5	11	1	1	2	1.12
	UNI	10	10	20	5	6	11	1.12
20-21	USD	6	5	11	2	4	6	1.25
2021	NDSU	5	7	12	3	5	8	0.50

SINGLE-SEASON BESTS, CONFERENCE ONLY

(league-only stats not available before 1997)

Passing Yards, Season (1997-present)

School, Year	G	Att.	Comp.	Pct.	Yds.
Southern Illinois, 2016	8	348	220	63.2	2719
South Dakota State, 2016	8	296	185	62.5	2587
South Dakota, 2017	8	324	212	65.4	2560
South Dakota State, 2014	8	280	160	57.1	2434
South Dakota State, 2011	8	311	183	58.8	2397
Western Illinois, 2010	8	238	153	64.3	2381
Missouri State, 2021	8	161	259	62.2	2378
Western Illinois, 2021	8	232	361	64.3	2364
Southern Illinois, 2015	8	331	210	63.4	2351
South Dakota, 2018	8	209	334	62.6	2215

Passing Yards, Per Game, Season (1997-present)

School, Year	G	Att.	Comp.	Pct.	YPG
UNI, 1999	6	273	161	59.0	356.3
Southern Illinois, 2016	8	348	220	63.2	339.9
South Dakota State, 2016	8	296	185	62.5	323.4
South Dakota, 2017	8	324	212	65.4	320.0
UNI, 1998	6	241	146	60.6	314.7
Southern Illinois, 1999	6	255	143	56.1	311.0
UNI, 2000	6	232	136	58.6	309.8
South Dakota State, 2014	8	280	160	57.1	304.3
Missouri State, 1999	6	208	134	64.4	299.7
South Dakota State, 2011	8	311	183	58.8	299.6

Passing TDs, Season (1997-present)

School, Year	G	Att.	Comp.	Pct.	TD
Youngstown State, 2011	8	231	149	64.5	23
South Dakota State, 2008	8	268	175	65.3	22
South Dakota State, 2017	8	253	144	56.9	21
Illinois State, 2010	8	263	165	62.7	20
South Dakota State, 2016	8	296	185	62.5	20
Southern Illinois, 2015	8	331	210	63.4	20
Western Illinois, 2017	8	244	154	63.1	20
Western Illinois, 2010	8	238	153	64.3	20

Rushing Yards, Season (1997-present)

School, Year	G	Att.	Total	Lost	Net
North Dakota State, 2019	8	373	2553	91	2462
Western Kentucky, 2001	7	427	2435	108	2327
Illinois State, 2015	8	341	2305	187	2118
Southern Illinois, 2004	7	314	2179	128	2051
North Dakota State, 2015	8	373	2119	84	2035
North Dakota State, 2018	8	360	2148	119	2029
Youngstown State, 2006	7	321	2096	72	2024
Youngstown State, 2016	8	395	2144	160	1984
North Dakota State, 2021	8	339	2061	116	1945
North Dakota State, 2013	8	363	2092	165	1927

Rushing Yards, Per Game, Season (1997-present)

School, Year	G	Att.	Net	PG
Western Kentucky, 2001	7	427	2327	332.4
North Dakota State, 2019	8	373	2462	307.8
Indiana State, 1999	6	334	1776	296.0
Southern Illinois, 2004	7	314	2051	293.0
Youngstown State, 2006	7	321	2024	289.1
Western Illinois, 2007	6	317	1627	271.2
Illinois State, 2015	8	341	2118	264.8
Western Illinois, 1997	6	289	1580	263.3
Western Kentucky, 2002	7	382	1804	257.7
Southern Illinois, 2003	7	376	1791	255.9

Rushing TDs, Season (1997-present)

School, Year	G	Net	TD	YPG
North Dakota State, 2019	8	2462	27	307.8
Illinois State, 2015	8	2118	26	264.8
North Dakota State, 2018	8	2029	25	253.6
Youngstown State, 2006	7	2024	24	289.1
Illinois State, 2014	8	2098	23	233.1
Western Illinois, 2008	8	1896	23	237.0
Western Kentucky, 2001	7	2327	23	332.4
Illinois State, 2005	7	1438	22	205.4
Youngstown State, 2001	7	1560	22	222.9
South Dakota State, 2018	8	1767	22	220.9

Scoring Offense, Season (1997-present)

School, Year	G	Pts.	PPG
Southern Illinois, 2004	7	308	44.0
North Dakota State, 2018	8	328	41.0
Illinois State, 2005	7	285	40.7
South Dakota State, 2018	8	319	39.9
Illinois State, 1999	6	237	39.5
North Dakota State, 2019	8	311	38.9
Western Illinois, 2003	7	270	38.6
Southern Illinois, 1999	6	223	37.2
Western Illinois, 1999	6	221	36.8
Southern Illinois, 2015	8	292	36.5

Passing Defense, Season (1997-present)

School, Year	G	Att.	Comp	Pct.	YPG
Missouri State, 2003	7	128	59	46.1	117.6
North Dakota State, 2019	8	95	182	52.2	127.0
Indiana State, 2002	7	131	74	56.5	129.1
Western Kentucky, 2002	7	151	70	46.4	132.3
North Dakota State, 2008	8	172	97	56.4	132.4
Southern Illinois, 2001	7	147	80	54.4	133.6
Illinois State, 2001	7	129	67	51.9	136.0
North Dakota State, 2014	8	212	106	50.0	136.0
Southern Illinois, 2000	6	133	62	46.6	138.8

Rushing Defense, Season (1997-present)

School, Year	G	Att.	Yds.	TD	YPG
North Dakota State, 2012	8	219	566	3	70.8
UNI, 2021	8	272	648	8	81.0
North Dakota State, 2013	8	240	911	2	87.0
UNI, 2008	8	244	948	5	89.8
Youngstown State, 2012	8	232	901	9	94.8
Illinois State, 2020-21	4	129	380	6	95.0
North Dakota State, 2021	8	257	806	5	100.8
UNI, 2004	7	225	937	6	102.1
Western Kentucky, 2001	7	261	957	7	102.7
South Dakota State, 2008	8	257	1007	11	103.3

Fewest Rushing TDs Allowed, Season (1997-present)

School, Year	G	Att.	Yds.	TD	YPG
North Dakota State, 2013	8	240	911	2	87.0
UNI, 2020-21	7	237	768	2	109.7
North Dakota State, 2012	8	219	566	3	70.8
UNI, 2007	6	187	770	3	106.0
UNI, 2009	8	259	1031	3	104.4
Western Illinois, 1998	6	253	1043	3	140.8

Scoring Defense, Season (1997-present)

School, Year	G	Pts.	PPG
Western Illinois, 1998	6	45	7.5
Western Kentucky, 2002	7	63	9.0
North Dakota State, 2019	8	92	11.5
North Dakota State, 2013	8	96	12.0
Southern Illinois, 2004	7	88	12.6
UNI, 2008	8	103	12.9
Western Kentucky, 2001	7	91	13.0
South Dakota State, 2009	8	105	13.1
North Dakota State, 2016	8	106	13.3
North Dakota State, 2014	8	108	13.5

In 2021, North Dakota State (1), South Dakota State (4), Missouri State (14), Southern Illinois (15), South Dakota (18), and UNI (23) represented the league in season-ending top-25 polls. In 18 of the past 19 years, three or more teams have been ranked in the final top-25 poll.

The 2014 season marked the first in league history in which 6 teams were ranked in the final Sports Network rankings. The league finished 1-2 in the final rankings for the first time ever.

In 2003, for the first time in league history, four league teams were ranked in the Top 10 of the season-ending top-25 polls (UNI, Southern Illinois, Western Illinois, and Western Kentucky).

Six teams have achieved No. 1 rankings while members of the league, while Indiana State also held a No. 1 ranking prior to league membership. Since becoming a conference member, Indiana State has climbed as high as No. 14 on three occasions.

Every league member (past and current) has been ranked No. 3 or higher.

In the NCAA FCS Top 25

School	High Rank	Year(s)
Eastern Illinois	3	1986
Illinois State	2	2006, 2014, 2015
Indiana State	1	1984
Missouri State	2	1990
North Dakota	2	20-21
N. Dakota State	1	multiple
UNI	1	1992, 2007
South Dakota	3	2017
S. Dakota State	2	2018, 20-21
Southern Illinois	1	83, 04, 05, 09
Western Illinois	1	2003
Western Kentucky	1	1980, 02, 05
Youngstown State	1	multiple

includes rankings prior to league membership

1985	Poll Date	Ranking
Illinois State	Sept. 23, 1985	#12 - NCAA
Illinois State	Sept. 30, 1985	#8 - NCAA
UNI		#14 - NCAA
Missouri State		#18 - NCAA
UNI	Oct. 7, 1985	#12 - NCAA
Missouri State		#17 - NCAA
UNI	Oct. 14, 1985	#8 - NCAA
Missouri State		#15 - NCAA
UNI	Oct. 21, 1985	#7 - NCAA
UNI	Oct. 28, 1985	#6 - NCAA
UNI	Nov. 4, 1985	#5 - NCAA
UNI	Nov. 11, 1985	#5 - NCAA
UNI	Nov. 18, 1995	#4 - NCAA
UNI	FINAL	#4 - NCAA

First NCAA FCS poll of the season was on Sept. 23, 1985

1986	Poll Date	Ranking
UNI	PRESEASON	#5 - Football News
Southern Illinois		#17 - Football News
UNI	Sept. 22, 1986	#11 - NCAA
Eastern Illinois		#15 - NCAA
UNI	Sept. 29, 1986	#10 - NCAA
Eastern Illinois		#16 - NCAA
UNI	Oct. 6, 1986	#8 - NCAA
Eastern Illinois		#11 - NCAA
Eastern Illinois	Oct. 13, 1986	#9 - NCAA
UNI		#16 - NCAA
Eastern Illinois	Oct. 20, 1986	#8 - NCAA
Southern Illinois		#20 - NCAA
Eastern Illinois	Oct. 27, 1986	#6 - NCAA
Southern Illinois		#18 - NCAA
Eastern Illinois	Nov. 3, 1986	#4 - NCAA
Southern Illinois		#16 - NCAA
Eastern Illinois	Nov. 10, 1986	#4 - NCAA
Eastern Illinois	Nov. 17, 1986	#4 - NCAA
Southern Illinois		#20 - NCAA
Eastern Illinois	FINAL	#3 - NCAA
Southern Illinois		#17 - NCAA

Rankings for opponents until Sept. 27 based on The Football News preseason poll. First NCAA FCS poll of the season was Sept. 22.

1987	Poll Date	Ranking
UNI	PRESEASON	#7 - NCAA
Southern Illinois		#15 - NCAA
UNI	Sept. 14, 1987	#12 - NCAA
Illinois State		#14 - NCAA
Missouri State		#18 - NCAA
UNI	Sept. 21, 1987	#6 - NCAA
Eastern Illinois		#17 - NCAA
UNI	Sept. 28, 1987	#4 - NCAA
Eastern Illinois		#14 - NCAA
Western Illinois		#17 - NCAA
UNI	Oct. 5, 1987	#11 - NCAA
Western Illinois		#13 - NCAA
Western Illinois	Oct. 12, 1987	#9 - NCAA
UNI		#18 - NCAA
Western Illinois	Oct. 19, 1987	#6 - NCAA
UNI		#12 - NCAA

UNI	Oct. 26, 1987	#10 - NCAA
Western Illinois		#16 - NCAA
UNI	Nov. 2, 1987	#7 - NCAA
Western Illinois		#16 - NCAA
UNI	Nov. 9, 1987	#5 - NCAA
Western Illinois		#19 - NCAA
UNI	Nov. 16, 1987	#4 - NCAA
UNI	FINAL	#4 - NCAA

Rankings for opponents until Sept. 19 based on preseason poll. First NCAA FCS poll of the season was Sept. 14, 1987

1988	Poll Date	Ranking
UNI	PRESEASON	#8 - NCAA
Western Illinois		#12 - NCAA
Western Illinois	Sept. 26, 1988	#4 - NCAA
Western Illinois	Oct. 3, 1988	#2 - NCAA
Western Illinois	Oct. 10, 1988	#2 - NCAA
Western Illinois	Oct. 17, 1988	#2 - NCAA
Western Illinois	Oct. 24, 1988	#3 - NCAA
Western Illinois	Oct. 31, 1988	#2 - NCAA
Western Illinois	Nov. 7, 1988	#4 - NCAA
Western Illinois	Nov. 14, 1988	#4 - NCAA
Western Illinois	FINAL	#4 - NCAA

Rankings for opponents until Oct. 1 based on preseason poll. First NCAA FCS poll of the season was on Sept. 26, 1988

1989	Poll Date	Ranking
Missouri State	PRESEASON	#10 - NCAA
Indiana State		#14 - NCAA
Missouri State	Sept. 18, 1989	#5 - NCAA
Missouri State	Sept. 25, 1989	#5 - NCAA
Western Illinois		#17 - NCAA
Missouri State	Oct. 2, 1989	#4 - NCAA
Western Illinois		#15 - NCAA
Eastern Illinois		#19 - NCAA
Missouri State	Oct. 9, 1989	#4 - NCAA
Eastern Illinois		#20 - NCAA
Missouri State	Oct. 16, 1989	#8 - NCAA
Eastern Illinois		#19 - NCAA
Missouri State	Oct. 23, 1989	#7 - NCAA
Eastern Illinois		#13 - NCAA
Missouri State	Oct. 30, 1989	#5 - NCAA
UNI		#17 - NCAA
Missouri State	Nov. 6, 1989	#5 - NCAA
Missouri State	Nov. 13, 1989	#9 - NCAA
Eastern Illinois		#18 - NCAA
Missouri State	FINAL	#9 - NCAA
Eastern Illinois		#15 - NCAA
UNI		#20 - NCAA

Rankings for opponents until Sept. 23 based on preseason poll. First NCAA top-20 poll was on Sept. 18, 1989.

1990	Poll Date	Ranking
Missouri State	PRESEASON	#7 - NCAA; 9 - TSN
Eastern Illinois		17 - NCAA; 18 - TSN
Missouri State	Sept. 10, 1990	#10 - TSN
Eastern Illinois		#18 - TSN
Missouri State	Sept. 17, 1990	#6 - NCAA
Missouri State	Sept. 24, 1990	#6 - NCAA
UNI		#18 - NCAA

Missouri State	Oct. 1, 1990	#3 - NCAA
UNI		#17 - NCAA
Missouri State	Oct. 8, 1990	#3 - NCAA
UNI		#13 - NCAA
Missouri State	Oct. 15, 1990	#2 - NCAA
UNI		#10 - NCAA
Missouri State	Oct. 22, 1990	#2 - NCAA
UNI		#17 - NCAA
Missouri State	Oct. 29, 1990	#2 - NCAA
UNI		#17 - NCAA
Missouri State	Nov. 5, 1990	#8 - NCAA
UNI		#14 - NCAA
Missouri State	Nov. 12, 1990	#8 - NCAA
UNI		#12 - NCAA
Missouri State	FINAL	#6 - NCAA
UNI		#11 - NCAA

First NCAA top-20 poll was on Sept. 17, 1990.

1991	Poll Date	Ranking
UNI	PRESEASON	#7 - NCAA; #8 - TSN
Missouri State		#17 - NCAA; 13 - TSN
UNI	Sept. 16, 1991	#5 - NCAA
Missouri State		#17 - NCAA
Missouri State	Sept. 23, 1991	#12 - NCAA
UNI		#17 - NCAA
Southern Illinois		#18 - NCAA
Illinois State		#19 - NCAA
UNI	Sept. 30, 1991	#9 - NCAA
Southern Illinois		#15 - NCAA
Missouri State		#19 - NCAA
UNI	Oct. 7, 1991	#7 - NCAA
Missouri State		#15 - NCAA
Southern Illinois		#20 - NCAA
UNI	Oct. 14, 1991	#5 - NCAA; #3 - TSN
Western Illinois		#17 - NCAA; 24 - TSN
Missouri State		#18 - TSN
UNI	Oct. 21, 1991	#4 - NCAA; #3 - TSN
Western Illinois		#14 - NCAA; 21 - TSN
Missouri State		#18 - NCAA; 18 - TSN
UNI	Oct. 28, 1991	#4 - NCAA; #3 - TSN
Western Illinois		#12 - NCAA; 18 - TSN
Missouri State		#17 - NCAA; 17 - TSN
UNI	Nov. 4, 1991	#4 - NCAA; #3 - TSN
Western Illinois		#16 - NCAA; 25 - TSN
Missouri State		#24 - TSN
UNI	Nov. 11, 1991	#4 - NCAA; #3 - TSN
Western Illinois		#13 - NCAA; 19 - TSN
Missouri State		#21 - TSN
UNI	Nov. 18, 1991	#4 - NCAA; #3 - TSN
Western Illinois		#14 - NCAA; 24 - TSN
UNI	FINAL	#4 - NCAA; #3 - TSN
Western Illinois		#14 - NCAA; 19 - TSN

First NCAA top-20 poll came out Sept. 16, 1991.

1992	Poll Date	Ranking
UNI	PRESEASON	#7 - NCAA; #3 - TSN
UNI	Sept. 7, 1992	#4 - NCAA, #3 - TSN
Missouri State		#20 - NCAA
UNI	Sept. 14, 1992	#4 - NCAA; #3 - TSN
Missouri State		#17 - NCAA

UNI	Sept. 21, 1992	#4 - NCAA; #3 - TSN
Missouri State		#11 - NCAA
UNI	Sept. 28, 1992	#2 - NCAA; #2 - TSN
Missouri State		#17 - NCAA
UNI	Oct. 5, 1992	#1 - NCAA; #1 - TSN
Missouri State		#16 - NCAA; 21 - TSN
UNI	Oct. 12, 1992	#1 - NCAA; #1 - TSN
Missouri State		#17 - NCAA
UNI	Oct. 19, 1992	#1 - NCAA; #1 - TSN
Missouri State		#14 - NCAA; 23 - TSN
UNI	Oct. 26, 1992	#1 - NCAA; #1 - TSN
Missouri State		#13 - NCAA; 19 - TSN
UNI	Nov. 2, 1992	#1 - NCAA; #1 - TSN
Missouri State		#12 - NCAA; 17 - TSN
UNI	Nov. 9, 1992	#4 - NCAA; #4 - TSN
Missouri State		#11 - NCAA; 16 - TSN
Western Illinois		#19 - NCAA; 22 - TSN
UNI	Nov. 16, 1992	#3 - NCAA; #3 - TSN
Missouri State		#22 - TSN
UNI	FINAL	#3 - NCAA; #3 - TSN
Western Illinois		#20 - NCAA

1993	Poll Date	Ranking
UNI	PRESEASON	#4 - TSN
Missouri State		#17 - TSN
Western Illinois		#24 - TSN
UNI	Sept. 13, 1993	#14 - TSN
Missouri State		#21 - TSN
UNI	Sept. 20, 1993	#14 - TSN
Illinois State		#24 - TSN
UNI	Sept. 27, 1993	#11 - TSN
Illinois State		#20 - TSN
UNI	Oct. 4, 1993	#11 - TSN
UNI	Oct. 11, 1993	#9 - TSN
UNI	Oct. 18, 1993	#9 - TSN
UNI	Oct. 25, 1993	#17 - TSN
UNI	Nov. 1, 1993	#15 - TSN
UNI	Nov. 8, 1993	#13 - TSN
UNI	Nov. 15, 1993	#13 - TSN
UNI	FINAL	#13 - TSN

1994	Poll Date	Ranking
UNI	PRESEASON	#8 - TSN
Illinois State		#22 - TSN
UNI	Sept. 5, 1994	#3 - TSN
UNI	Sept. 12, 1994	#9 - TSN
UNI	Sept. 19, 1994	#9 - TSN
UNI	Sept. 26, 1994	#13 - TSN
UNI	Oct. 3, 1994	#11 - TSN
UNI	Oct. 10, 1994	#9 - TSN
UNI	Oct. 17, 1994	#8 - TSN
UNI	Oct. 24, 1994	#7 - TSN
UNI	Oct. 31, 1994	#8 - TSN
UNI	Nov. 7, 1994	#14 - TSN
UNI	Nov. 14, 1994	#14 - TSN
UNI	FINAL	#11 - TSN
Western Illinois		#24 - TSN

Most Recent Top-25 Ranking - Current Valley Football Members

School	Last Rank	Rank*
Illinois State	March 8, 2021	22
Indiana State	Sept. 2, 2019	14
Missouri State	FINAL 2021	14
North Dakota	Oct. 11, 2021	22
North Dakota St.	FINAL 2021	1
UNI	FINAL 2021	23
South Dakota	FINAL 2021	18
South Dakota St.	FINAL 2021	4
Southern Illinois	FINAL 2021	16
Western Illinois	FINAL 2017	12
Youngstown State	Oct. 14, 2019	18

*Highest rank in either STATS or coaches poll

Consecutive Rankings, League Members

North Dakota State enters 2022 having been ranked in 167 consecutive polls, which is a league record. South Dakota State's active string of 132 is second-best in the MVFC. In league history, there are four streaks of 100+.

Consecutive Rankings, League Members*

- 167 - North Dakota St. (Sept. 6, 2010 - current)
- 132 - South Dakota St. (Oct. 29, 2012 - current)
- 106 - UNI (Final 2004 - Oct. 1, 2012)
- 104 - S. Illinois (Sept. 8, 2003 - Oct. 11, 2010)
- 98 - UNI (Sept. 24, 1990 - Oct. 27, 1997)

*rankings include a ranked position in either the media poll and/or the FCS coaches poll.

1995	Poll Date	Ranking
UNI	PRESEASON	#19 - TSN
Western Illinois		#25 - TSN
UNI	Sept. 4, 1995	#23 - TSN
Western Illinois		#24 - TSN
UNI	Sept. 11, 1995	#21 - TSN
Western Illinois		#23 - TSN
UNI	Sept. 18, 1995	#22 - TSN
Western Illinois		#23 - TSN
UNI	Sept. 25, 1995	#22 - TSN
UNI	Oct. 2, 1995	#21 - TSN
Eastern Illinois		#22 - TSN
UNI	Oct. 9, 1995	#18 - TSN
Indiana State		#23 - TSN
Eastern Illinois		#25 - TSN
UNI	Oct. 16, 1995	#14 - TSN
Eastern Illinois		#20 - TSN
UNI	Oct. 23, 1995	#11 - TSN
Eastern Illinois		#18 - TSN
Indiana State		#22 - TSN
UNI	Oct. 30, 1995	#11 - TSN
Eastern Illinois		#15 - TSN
Eastern Illinois	Nov. 6, 1995	#12 - TSN
Indiana State		#14 - TSN
UNI		#15 - TSN
Eastern Illinois	Nov. 13, 1995	#12 - TSN
Indiana State		#19 - TSN
UNI		#22 - TSN
Eastern Illinois	Nov. 20, 1995	#12 - TSN
UNI		#18 - TSN
Indiana State		#24 - TSN
UNI	FINAL	#13 - TSN
Eastern Illinois		#14 - TSN
Indiana State		#24 - TSN

1996	Poll Date	Ranking
UNI	PRESEASON	#7 - TSN
Missouri State		#21 - TSN
Indiana State		#24 - TSN
UNI	Sept. 2, 1996	#6 - TSN
Missouri State		#21 - TSN
Indiana State		#25 - TSN
UNI	Sept. 9, 1996	#5 - TSN
Missouri State		#14 - TSN
UNI	Sept. 16, 1996	#3 - TSN
Missouri State		#10 - TSN
UNI	Sept. 23, 1996	#5 - TSN
Missouri State		#8 - TSN
Western Illinois		#24 - TSN
UNI	Sept. 30, 1996	#3 - TSN
Missouri State		#7 - TSN
Western Illinois		#22 - TSN
UNI	Oct. 7, 1996	#3 - TSN
Missouri State		#6 - TSN
Western Illinois		#25 - TSN
UNI	Oct. 14, 1996	#3 - TSN
Missouri State		#5 - TSN
Western Illinois		#17 - TSN
Indiana State		#23 - TSN

Top-10 Teams, Two at a Time

In league history, two or more Valley Football schools have been in the Top 10 the same week 298 times. The league single-season record is 15 (1997, 2003, 2014, 2019). The league record for consecutive weeks with two Top 10 teams is 68 in a row, which ended on Nov. 15, 2021.

Two Missouri Valley Football Conference Teams in Top 10, Same Week

90	96	97	98	99	00	01	02	03	04	05	06	07	08	09	10	11	12	13	14	15	16	17
1	11	15	6	11	9	11	5	15	13	12	14	14	12	11	3	13	8	9	15	14	10	14
18	19	20	21																			
14	15	11	12																			

UNI	Oct. 21, 1996	#3 - TSN
Missouri State		#9 - TSN
Western Illinois		#15 - TSN
Indiana State		#21 - TSN
UNI	Oct. 28, 1996	#3 - TSN
Missouri State		#7 - TSN
Western Illinois		#13 - TSN
Indiana State		#23 - TSN
UNI	Nov. 4, 1996	#3 - TSN
Western Illinois		#10 - TSN
Missouri State		#14 - TSN
Indiana State		#21 - TSN
UNI	Nov. 11, 1996	#3 - TSN
Western Illinois		#8 - TSN
Missouri State		#20 - TSN
UNI	Nov. 18, 1996	#3 - TSN
Western Illinois		#10 - TSN
Missouri State		#21 - TSN
UNI	Nov. 25, 1996	#3 - TSN
Western Illinois		#10 - TSN
Missouri State		#21 - TSN
UNI	FINAL	#3 - TSN
Western Illinois		#13 - TSN
Missouri State		#23 - TSN

1997	Poll Date	Ranking
UNI	PRESEASON	#3 - TSN; 5 - ESPN
Western Illinois		#9 - TSN; 8 - ESPN
Youngstown St.		#11 - TSN; 10 - ESPN
Missouri State		#24 - TSN; 21 - ESPN
UNI	Sept. 2, 1997	#4 - TSN
Western Illinois		#5 - TSN
Youngstown St.		#9 - TSN
Western Illinois	Sept. 8, 1997	#5 - TSN; 5 - ESPN
Youngstown St.		#7 - TSN; 6 - ESPN
UNI		#13 - TSN; 11 - ESPN
Western Illinois	Sept. 15, 1997	#4 - TSN; 4 - ESPN
Youngstown St.		#5 - TSN; 5 - ESPN
UNI		#12 - TSN; 10 - ESPN
Youngstown St.	Sept. 22, 1997	#2 - TSN; 2 - ESPN
Western Illinois		#8 - TSN; 8 - ESPN
UNI		#23 - TSN; 21 - ESPN
Youngstown St.	Sept. 29, 1997	#2 - TSN; 2 - ESPN
Western Illinois		#9 - TSN; 8 - ESPN
UNI		#23 - TSN; 22 - ESPN
Youngstown St.	Oct. 6, 1997	#1 - TSN; 1 - ESPN
Western Illinois		#5 - TSN; 5 - ESPN
UNI		#17 - TSN; 20 - ESPN

Youngstown St.	Oct. 13, 1997	#1 - TSN; 1 - ESPN
Western Illinois		#5 - TSN; 5 - ESPN
UNI		#24 - TSN; 24 - ESPN
Western Illinois	Oct. 20, 1997	#3 - TSN; 3 - ESPN
Youngstown St.		#5 - TSN; 5 - ESPN
UNI		#17 - TSN; 16 - ESPN
Western Illinois	Oct. 27, 1997	#2 - TSN; 2 - ESPN
Youngstown St.		#4 - TSN; 5 - ESPN
UNI		#25 - ESPN
Western Illinois	Nov. 3, 1997	#2 - TSN; 2 - ESPN
Youngstown St.		#4 - TSN; 6 - ESPN
Western Illinois	Nov. 10, 1997	#2 - TSN; 2 - ESPN
Youngstown St.		#4 - TSN; 4 - ESPN
Western Illinois	Nov. 17, 1997	#2 - TSN; 2 - ESPN
Youngstown St.		#4 - TSN; 4 - ESPN
Western Illinois	Nov. 24, 1997	#2 - TSN
Youngstown St.		#9 - TSN
Youngstown St.	FINAL	#1 - TSN; 1 - ESPN
Western Illinois		#6 - TSN; 6 - ESPN

1998	Poll Date	Ranking
Youngstown St.	PRESEASON	#1 - TSN; 2 - ESPN
UNI		#5 - TSN; 10 - ESPN
Western Illinois		#13 - TSN; 7 - ESPN
Youngstown St.	Sept. 7, 1998	#1 - TSN; 2 - ESPN
UNI		#5 - TSN; 6 - ESPN
Western Illinois		#11 - TSN; 7 - ESPN
Youngstown St.	Sept. 14, 1998	#1 - TSN; 2 - ESPN
UNI		#6 - TSN; 10 - ESPN
Western Illinois		#17 - TSN; 17 - ESPN
Youngstown St.	Sept. 21, 1998	#1 - TSN; 2 - ESPN
Western Illinois		#14 - TSN; 14 - ESPN
UNI		#17 - TSN; 20 - ESPN
Youngstown St.	Sept. 28, 1998	#1 - TSN; 2 - ESPN
Western Illinois		#11 - TSN; 13 - ESPN
UNI		#17 - TSN; 20 - ESPN
Western Illinois	Oct. 5, 1998	#5 - TSN; 6 - ESPN
Youngstown St.		#7 - TSN; 7 - ESPN
Western Illinois	Oct. 12, 1998	#5 - TSN; 5 - ESPN
Youngstown St.		#6 - TSN; 7 - ESPN
Western Illinois	Oct. 19, 1998	#3 - TSN; 3 - ESPN
Youngstown St.		#11 - TSN; 11 - ESPN
Illinois State		#18 - TSN; 19 - ESPN
Western Illinois	Oct. 26, 1998	#3 - TSN; 3 - ESPN
Youngstown St.		#10 - TSN; 10 - ESPN
Illinois State		#24 - TSN; 21 - ESPN
Western Illinois	Nov. 2, 1998	#2 - TSN; 2 - ESPN
Youngstown St.		#17 - TSN; 16 - ESPN
Illinois State		#21 - TSN; 17 - ESPN

Western Illinois	Nov. 9, 1998	#2 - TSN; 2 - ESPN
Illinois State		#25 - ESPN
Western Illinois	Nov. 16, 1998	#6 - TSN; 8 - ESPN
Illinois State		#24 - ESPN
Western Illinois	Nov. 23, 1998	#4 - TSN
Illinois State		#21 - TSN
UNI		#25 - TSN
Western Illinois	FINAL	#4 - TSN; 6 - ESPN
Illinois State		#16 - TSN; 19 - ESPN
UNI		#25 - ESPN

1999	Poll Date	Ranking
Illinois State	PRESEASON	#8 - TSN; 4 - TL
UNI		#16 - TSN; 10 - TL
Western Illinois		#19t - TSN;
Youngstown St.		#21 - TSN; 22 - TL
Illinois State	Sept. 6, 1999	#5 - TSN; 4 - TL; 7 - E
UNI		#9 - TSN; 9 - TL; 6 - E
Western Illinois		#18 - TSN; 22 - TL; 14 - E
Youngstown St.		#19 - TSN; 19 - TL; 17 - E
Illinois State	Sept. 13, 1999	#5 - TSN; 4 - TL
UNI		#6 - TSN; 7 - TL
Western Illinois		#14 - TSN; 15 - TL
Youngstown St.		#20 - TSN; 21 - TL
UNI	Sept. 20, 1999	#4 - TSN; 3 - TL; 5 - E
Illinois State		#11-TSN; 13-TL; 13-E
Western Illinois		#13-TSN; 14-TL; 12-E
Youngstown St.		#18-TSN; 20-TL; 15-E
Southern Illinois		#25 - TSN; 23 - TL
UNI	Sept. 27, 1999	#5 - TSN; 3 - TL; 5 - E
Illinois State		#10-TSN; 11-TL; 10-E
Youngstown St.		#13-TSN; 17-TL; 12-E
Western Illinois		#19-TSN; 20-TL; 18-E
Illinois State	Oct. 4, 1999	#7 - TSN; 7 - TL; 7 - E
UNI		#9 - TSN; 10 - TL; 9 - E
Youngstown St.		#11-TSN; 14-TL; 10-E
Western Illinois		#24-TSN; 25-TL; 23-E
Illinois State	Oct. 11, 1999	#6 - TSN; 6 - TL; 6 - E
UNI		#8 - TSN; 8 - TL; 8 - E
Youngstown St.		#10-TSN; 13-TL; 9-E
Western Illinois		#20-TSN; 21-TL; 20-E
UNI	Oct. 18, 1999	#7 - TSN; 6 - TL; 6 - E
Youngstown St.		#9-TSN; 10 - TL; 10-E
Illinois State		#12-TSN; 13-TL; 13-E
Western Illinois		#19-TSN; 19-TL; 19-E
Youngstown St.	Oct. 25, 1999	#8 - TSN; 8 - TL; 10-E
Illinois State		#11-TSN; 12-TL; 11-E
UNI		#13-TSN; 15-TL; 12-E
Western Illinois		#25 - Tlink; 25 - ESPN
Illinois State	Nov. 1, 1999	#11-TSN; 10-TL; 11-E
UNI		#13-TSN; 14-TL; 13-E
Youngstown St.		#14-TSN; 13-TL; 14-E
Western Illinois		#25 - Tlink
Illinois State	Nov. 8, 1999	#8 - TSN; 7 - TL; 7-E
Youngstown St.		#10-TSN; 11-TL; 10-E
UNI		#11-TSN; 12-TL; 11-E
Illinois State	Nov. 15, 1999	#5 - TSN; 6 - TL; 5-E
Youngstown St.		#9 - TSN; 10 - TL; 8-E
UNI		#18-TSN; 17-TL; 17-E

Illinois State	Nov. 22, 1999	#5 - TSN; 6 - TL; 5-E
Youngstown St.		#9 - TSN; 10 - TL; 9-E
UNI		#18-TSN; 16-TL; 17-E
Youngstown St.	FINAL	#2 - TSN; 2 - TL; 5 - E
Illinois State		#3 - TSN; 3 - TL; 9 - E
UNI		#15-TSN; 17-TL; 17-E

2000	Poll Date	Ranking
Illinois State	PRESEASON	#4 - TSN, #5 - E
Youngstown St.		#7 - TSN, #3 - E
UNI		#10 - TSN, #11 - E
Western Illinois		#23 - TSN
Illinois State	Sept. 4, 2000	#5 - TSN
Youngstown St.		#7 - TSN
UNI		#11 - TSN
Western Illinois		#25 - TSN
Youngstown St.	Sept. 11, 2000	#5 - TSN, #6 - E
Illinois State		#12 - TSN, #17 - E
UNI		#16 - TSN, #16 - E
Western Illinois		#19 - TSN, #19 - E
Youngstown St.	Sept. 18, 2000	#3 - TSN, #3 - E
Western Illinois		#15 - TSN, #16 - E
Illinois State		#23 - TSN
UNI		#23 - E
Youngstown St.	Sept. 25, 2000	#3 - TSN, #3 - E
Western Illinois		#12 - TSN, #11 - E
UNI		#25 - TSN, #24 - E
Youngstown St.	Oct. 2, 2000	#2 - TSN, #2 - E
Western Illinois		#11 - TSN, #11 - E
UNI		#22 - TSN, #21 - E
Youngstown St.	Oct. 9, 2000	#3 - TSN, #2 - E
Western Illinois		#7 - TSN, #8 - E
UNI		#23 - TSN, #18 - E
Youngstown St.	Oct. 16, 2000	#3 - TSN, #2 - E
Western Illinois		#6 - TSN, #7 - E
Western Illinois	Oct. 23, 2000	#3 - TSN, #4 - E
Youngstown St.		#7 - TSN, #7 - E
Western Illinois	Oct. 30, 2000	#4 - TSN, #3 - E
Youngstown St.		#5 - TSN, #5 - E
UNI		#24 - TSN
Youngstown St.	Nov. 6, 2000	#2 - TSN, #2 - E
Western Illinois		#7 - TSN, #7 - E
UNI		#23 - TSN, #24 - E
Western Illinois	Nov. 13, 2000	#6 - TSN, #6 - E
Youngstown St.		#9 - TSN, #9 - E
UNI		#18 - TSN, #18 - E
Western Illinois	Nov. 20, 2000	#6 - TSN, #6 - E
Youngstown St.		#9 - TSN, #9 - E
UNI		#21 - TSN, #21 - E
Illinois State		#25 - TSN
Western Illinois	FINAL	#12 - TSN, #11 - E
Youngstown St.		#11 - TSN, #12 - E
UNI		#19 - TSN, #19 - E
Illinois State		#24 - TSN

2001	Poll Date	Ranking
Western Ky.	PRESEASON	#3 - TSN; #5 - E
Youngstown St.		#4 - TSN; #4 - E
Western Illinois		#13 - TSN; #14 - E
Illinois State		#16 - TSN; #16 - E

Seventh Heaven

The league has had seven or more teams ranked in the same week 19 times in its history, most recently on Oct. 11, 2021.

Great Eight

Eight MVFC teams were ranked during the same week on Sept. 29, 2014, setting a league record. CAA Football holds the FCS record, with nine ranked teams in one week, in 2011.

Weeks with 7 or more MVFC Ranked Teams

9/22/14	NDSU (1), SDSU (9), UNI (10), YSU (12)
* 7 *	SIU (16), Illinois State (22), Missouri State (24)
9/29/14	NDSU (1), SDSU (9), UNI (10), YSU (12)
* 8 *	SIU (15), ILS (22), MSU (23), INS (25)
10/6/14	NDSU (1), YSU (10), S. Illinois (12)
* 7 *	Illinois St. (15), SDSU (19), INS (20), UNI (21)
10/13/14	NDSU (1), ILS (9), S. Illinois (14), SDSU (16)
* 7 *	Youngstown St. (19), UNI (20), Indiana St. (22)
10/20/14	NDSU (1), ILS (9), SDSU (13), YSU (16)
* 7 *	S. Illinois (19), Indiana State (22), UNI (23)
10/27/14	NDSU (1), ILS (6), Youngstown St. (11)
* 7 *	SDSU (18), INS (19), UNI (22), SIU (25)
11/3/14	NDSU (1), Youngstown St. (10), ILS (12)
* 7 *	INS (17), UNI (19), SDSU (20), SIU (24)
11/10/14	NDSU (4), ILS (7), UNI (11), YSU (15)
* 7 *	SDSU (19), Indiana State (23), S. Illinois (23)
10/19/15	Illinois State (3), SDSU (6), NDSU (8)
* 7 *	YSU (16), INS (18), WIU (20), UNI (22)
10/26/15	Illinois State (3), NDSU (6), SDSU (13)
* 7 *	UNI (18), INS (21), WIU (23), YSU (24)
9/26/16	NDSU (1), WIU (7), UNI (12), SDSU (15)
* 7 *	YSU (15), ILS (18), INS (24)
9/11/17	NDSU (2), SDSU (4), Youngstown State (5)
* 7 *	Illinois St. (14), UNI (18), WIU (20), USD (23)
9/18/17	NDSU (2), SDSU (4), Youngstown State (5)
* 7 *	Illinois St. (12), USD (13), WIU (19), UNI (24)
9/25/17	NDSU (2), SDSU (4), Youngstown State (5)
* 7 *	Illinois St. (8), USD (10), WIU (13), UNI (20)
10/2/17	NDSU (2), Youngstown State (3), USD (6)
* 7 *	Illinois St. (7), SDSU (8), WIU (15), UNI (21)
10/23/17	NDSU (2), USD (6), SDSU (8), WIU (12)
* 7 *	Illinois State (16), YSU (21), UNI (25)
3/1/21	UNI (3), UND (4), NDSU (6), SDSU (8)
* 7 *	S. Illinois (11), Illinois State (15), USD (20)
3/8/21	UND (3), UNI (4), NDSU (5), SDSU (8)
* 7 *	S. Illinois (10), USD (21), Illinois State (22)
10/11/21	NDSU (3), SIU (4), SDSU (7), UNI (16)
* 7 *	Missouri St. (20), USD (21), UND (22)

Fab Five

Five Missouri Valley football teams have been ranked in the same top-25 poll 100 times, including a league-record 14 times in 2014 and in 2021 (every poll those seasons).

Super Six

Six Missouri Valley football teams have been ranked in the same top-25 poll 60 times, including a record 12-straight weeks in 2014.

Weeks with 6 or more MVFC Ranked Teams

9/1/08 (6)	NDSU (1), UNI (5), SIU (12), YSU (14), WIU (17), SDSU (20)
9/8/08 (6)	NDSU (1), UNI (8), SIU (11), SDSU (13), WIU (15), YSU (23)
9/15/08 (6)	NDSU (2), UNI (7), SDSU (12), SIU (13), WIU (21), YSU (23)
9/22/08 (6)	UNI (5), NDSU (7), SIU (13), SDSU (18), WIU (21), YSU (23)
9/15/14 (6)	NDSU (1), SDSU (10), UNI (11), SIU (13), YSU (15), ILS (24)
9/22/14 (7)	NDSU (1), SDSU (9), UNI (10), YSU (12), SIU (16), ILS (22), MSU (24)
9/29/14 (8)	NDSU (1), SDSU (9), UNI (10), YSU (12), SIU (15), ILS (22), MSU (23), INS (25)
10/6/14 (7)	NDSU (1), YSU (10), SIU (12), ILS (15), SDSU (19), INS (20), UNI (21)
10/13/14 (7)	NDSU (1), ILS (9), SIU (14), SDSU (16), YSU (19), UNI (20), INS (22)
10/20/14 (7)	NDSU (1), ILS (9), SDSU (13), YSU (16), SIU (19), Indiana State (22), UNI (23)
10/27/14 (7)	NDSU (1), ILS (6), YSU (11), SDSU (18), INS (19), UNI (22), SIU (25)
11/3/14 (7)	NDSU (1), YSU (10), ILS (12), INS (17), UNI (19), SDSU (22), SIU (24)
11/10/14 (7)	NDSU (4), ILS (7), UNI (11), YSU (15), SDSU (19), Indiana State (23), S. Illinois (23)
11/17/14 (6)	NDSU (3), ILS (7), UNI (11), SDSU (15), INS (18), YSU (20)
11/24/14 (6)	NDSU (2), ILS (7), UNI (10), SDSU (13), YSU (21), INS (21)
FINAL 14 (6)	NDSU (1), ILS (2), UNI (10), SDSU (12), INS (19), YSU (22)
9/7/15 (6)	NDSU (2), ILS (4), SDSU (9), UNI (14), YSU (17), INS (21)
9/14/15 (6)	NDSU (2), ILS (5), SDSU (7), UNI (7), YSU (16), INS (23)
9/21/15 (6)	NDSU (2), ILS (4), SDSU (6), UNI (6), YSU (12), INS (22)
9/28/15 (6)	NDSU (2), ILS (4), SDSU (5), UNI (6), YSU (10), INS (21)
10/5/15 (6)	NDSU (2), ILS (4), YSU (7), SDSU (8), UNI (10), INS (19)
10/12/15 (6)	NDSU (2), ILS (4), SDSU (7), YSU (11), UNI (12), INS (21)
10/19/15 (7)	ILS (3), SDSU (6), NDSU (8), YSU (16), INS (18), WIU (20), UNI (22)
10/26/15 (7)	ILS (3), NDSU (6), SDSU (13), UNI (18), INS (21), WIU (23), YSU (24)
11/2/15 (6)	ILS (2), NDSU (5), SDSU (11), UNI (20), YSU (21), INS (23)
9/5/16 (6)	NDSU (1), UNI (3), ILS (9), SDSU (9), WIU (17), YSU (20)
9/12/16 (6)	NDSU (1), ILS (5), UNI (9), SDSU (9), WIU (15), YSU (20)
9/19/16 (6)	NDSU (1), ILS (9), WIU (12), UNI (14), SDSU (15), YSU (16)
9/26/16 (7)	NDSU (1), WIU (7), UNI (12), SDSU (15), YSU (15), ILS (18), INS (24)
10/3/16 (6)	NDSU (1), UNI (11), SDSU (12), WIU (13), YSU (13), ILS (22)
9/4/17 (6)	NDSU (2), SDSU (4), YSU (6), ILS (15), UNI (21), WIU (22)
9/11/17 (7)	NDSU (2), SDSU (4), YSU (5), ILS (14), UNI (18), WIU (20), USD (23)
9/18/17 (7)	NDSU (2), SDSU (4), YSU (5), ILS (12), USD (13), WIU (19), UNI (24)
9/25/17 (7)	NDSU (2), SDSU (4), YSU (5), ILS (8), USD (10), WIU (13), UNI (20)

UNI		#18 - TSN; #18 - E
Youngstown St.	Sept. 3, 2001	#5 - TSN
Western Illinois		#7 - TSN
Western Ky.		#10 - TSN
Illinois State		#21 - TSN
UNI		#24 - TSN
Youngstown St.	Sept. 10, 2001	#3 - TSN; #3 - E
Western Illinois		#6 - TSN; #7 - E
Western Ky.		#8 - TSN; #8 - E
No Poll	Sept. 17, 2001	
Youngstown St.	Sept. 24, 2001	#2 - TSN; #3 - E
Western Ky.		#7 - TSN; #7 - E
Western Illinois		#13 - TSN; #15 - E
UNI		#24 - TSN
Youngstown St.	Oct. 1, 2001	#8 - E; #9 - TSN
Western Ky.		#11 - TSN; #12 - E
Western Illinois		#14 - TSN; #14 - E
UNI		#15 - E; #18 - TSN
Youngstown St.	Oct. 8, 2001	#5 - TSN; #5 - E
Western Ky.		#11 - TSN; #12 - E
Western Illinois		#14 - TSN; #15 - E
UNI		#14 - E; #15 - TSN
Youngstown St.	Oct. 15, 2001	#5 - TSN; #5 - E
Western Ky.		#10 - TSN; #10 - E
UNI		#11 - E; #14 - TSN
Western Illinois		#12 - TSN; #14 - E
Youngstown St.	Oct. 22, 2001	#5 - TSN; #5 - E
UNI		#9 - E; #11 - TSN
Western Ky.		#10 - TSN; #11 - E
Western Illinois		#16 - TSN; #16 - E
Western Ky.	Oct. 29, 2001	#7 - TSN; #7 - E
Youngstown St.		#10 - TSN; #11 - E
UNI		#15 - E; #16 - TSN
Western Illinois		#23 - TSN; #24 - E
Western Ky.	Nov. 5, 2001	#6 - TSN; #6 - E
Youngstown St.		#8 - TSN; #9 - E
UNI		#13 - E; #15 - TSN
Youngstown St.	Nov. 12, 2001	#6 - TSN; #7 - E
UNI		#8 - TSN; #8 - E
Western Ky.		#11 - E; #12 - TSN
Youngstown St.	Nov. 19, 2001	#6 - TSN; #6 - E
UNI		#7 - TSN; #8 - E
Western Ky.		#12 - TSN; #12 - E
UNI	Nov. 26, 2001	#6 - TSN; #6 - E
Western Ky.		#10 - E; #11 - TSN
Youngstown St.		#11 - E; #12 - TSN
UNI	FINAL	#4 - TSN; #4 - E
Western Ky.		#10 - E; #12 - TSN
Youngstown St.		#15 - E; #16 - TSN
2002	Poll Date	Ranking
UNI	PRESEASON	#3 - TSN; #3 - E
Youngstown St.		#8 - TSN; #8 - E
Western Ky.		#18 - TSN; #18 - E
UNI	Sept. 2, 2002	#2 - TSN
Youngstown St.		#8 - TSN
Western Ky.		#22 - TSN
UNI	Sept. 9, 2002	#4 - TSN; #4 - E
Youngstown St.		#12 - TSN; #10 - E
Western Ky.		#21 - TSN; #21 - E

UNI	Sept. 16, 2002	#6 - TSN; #5 - E
Youngstown St.		#11 - TSN; #11 - E
Western Illinois		#20 - TSN; #19 - E
UNI	Sept. 23, 2002	#6 - TSN; #7 - E
Western Illinois		#12 - TSN; #12 - E
Youngstown St.		#22 - TSN; #21 - E
Western Ky.		#25 - TSN; #23 - E
UNI	Sept. 30, 2002	#6 - TSN; #6 - E
Western Illinois		#8 - TSN; #8 - E
Youngstown St.		#22 - TSN; #22 - E
Western Ky.		#25 - E
UNI	Oct. 7, 2002	#12 - TSN; #13 - E
Western Illinois		#13 - TSN; #15 - E
Youngstown St.		#22 - TSN; #24 - E
Western Illinois	Oct. 14, 2002	#10 - TSN; #10 - E
Youngstown St.		#17 - TSN; #18 - E
UNI		#21 - TSN; #23 - E
Southern Illinois		#25 - TSN
Western Ky.		#25 - E
Western Illinois	Oct. 21, 2002	#9 - TSN; #8 - E
UNI		#17 - TSN; #18 - E
Youngstown St.		#23 - TSN; #18 - E
Western Ky.		#24 - TSN; #23 - E
Western Illinois	Oct. 28, 2002	#8 - TSN; #8 - E
Western Ky.		#22 - TSN; #21 - E
Illinois State		#25 - TSN; #25 - E
Western Illinois	Nov. 4, 2002	#8 - TSN; #8 - E
Western Ky.		#19 - TSN; #18 - E
Western Illinois	Nov. 11, 2002	#5 - TSN; #4 - E
Western Ky.		#15 - TSN; #13 - E
Western Illinois	Nov. 18, 2002	#5 - TSN; #3 - E
Western Ky.		#15 - TSN; #12 - E
Western Illinois	Nov. 25, 2002	#3 - TSN; #2 - E
Western Ky.		#15 - TSN; #15 - E
Western Ky.	FINAL	#1 - TSN; #1 - E
Western Illinois		#5 - TSN; #5 - E

2003	Poll Date	Ranking
Western Illinois	PRESEASON	#3 TSN; #4 - E
Western Ky.		#5 TSN; #5 - E
Western Illinois	Sept. 1, 2003	#4 - TSN
Western Ky.		#5 - TSN
Western Illinois	Sept. 8, 2003	#1 - TSN; #1 - E
Western Ky.		#4 - TSN; #3 - E
Southern Illinois		#21 - TSN; #23 - E
Western Illinois	Sept. 15, 2003	#2 - TSN; #2 - E
Western Ky.		#3 - TSN; #3 - E
Southern Illinois		#17 - TSN; #16 - E
Western Illinois	Sept. 22, 2003	#2 - TSN; #2 - E
Western Ky.		#3 - TSN; #3 - E
Southern Illinois		#13 - TSN; #13 - E
Illinois State		#23 - TSN; #24 - E
Western Illinois	Sept. 29, 2003	#2 - TSN; #2 - E
Western Ky.		#6 - TSN; #5 - E
Southern Illinois		#11 - TSN; #11 - E
UNI		#16 - TSN; #15 - E
Western Illinois	Oct. 6, 2003	#2 - TSN; #2 - E
Southern Illinois		#8 - TSN; #8 - E
Western Ky.		#9 - TSN; #9 - E
UNI		#12 - TSN; #13 - E

Western Illinois	Oct. 13, 2003	#2 - TSN; #2 - E
Southern Illinois		#7 - TSN; #7 - E
Western Ky.		#9 - TSN; #9 - E
UNI		#11 - TSN; #11 - E
Southern Illinois	Oct. 20, 2003	#4 - TSN; #4 - E
Western Illinois		#7 - TSN; #7 - E
Western Ky.		#8 - TSN; #8 - E
UNI		#9 - TSN; #9 - E
Southern Illinois	Oct. 27, 2003	#3 - TSN; #3 - E
UNI		#6 - TSN; #6 - E
Western Ky.		#8 - TSN; #7 - E
Western Illinois		#13 - TSN; #12 - E
Southern Illinois	Nov. 3, 2003	#3 - TSN; #3 - E
UNI		#6 - TSN; #6 - E
Western Illinois		#11 - TSN; #9 - E
Western Ky.		#12 - TSN; #10 - E
Southern Illinois	Nov. 10, 2003	#2 - TSN; #2 - E
Western Ky.		#9 - TSN; #7 - E
Western Illinois		#10 - TSN; #10 - E
UNI		#11 - TSN; #11 - E
Southern Illinois	Nov. 17, 2003	#5 - TSN; #5 - E
UNI		#8 - TSN; #7 - E
Western Ky.		#10 - TSN; #9 - E
Western Illinois		#11 - TSN; #12 - E
Southern Illinois	Nov. 24, 2003	#4 - TSN; #4 - E
UNI		#7 - TSN; #6 - E
Western Ky.		#9 - TSN; #8 - E
Western Illinois		#10 - TSN; #10 - E
UNI	FINAL	#5 - TSN; #6 - E
Western Illinois		#6 - TSN; #5 - E
Western Ky.		#7 - TSN; #8 - E
Southern Illinois		#9 - TSN; #10 - E

2004	Poll Date	Ranking
Southern Illinois	PRESEASON	#2 - TSN; #2 - E
UNI		#6 - TSN; #6 - E
Western Illinois		#12 - TSN; #12 - E
Western Ky.		#13 - TSN; #14 - E
Southern Illinois	Sept. 6, 2004	#1 - TSN
UNI		#9 - TSN
Western Ky.		#11 - TSN
Western Illinois		#16 - TSN
Southern Illinois	Sept. 13, 2004	#2 - TSN; #2 - E
UNI		#7 - TSN; #7 - E
Western Ky.		#11 - TSN; #10 - E
Western Illinois		#16 - TSN; #15 - E
Southern Illinois	Sept. 20, 2004	#1 - TSN; #1 - E
Western Ky.		#6 - TSN; #6 - E
UNI		#13 - TSN; #13 - E
Southern Illinois	Sept. 27, 2004	#1 - TSN; #1 - E
Western Ky.		#6 - TSN; #6 - E
UNI		#15 - TSN; #14 - E
Southern Illinois	Oct. 4, 2004	#1 - TSN; #1 - E
Western Ky.		#6 - TSN; #6 - E
UNI		#22 - TSN; #21 - E
Southern Illinois	Oct. 11, 2004	#1 - TSN; #1 - E
Western Ky.		#4 - TSN; #4 - E
Southern Illinois	Oct. 18, 2004	#1 - TSN; #1 - E
Western Ky.		#10 - TSN; #11 - E
Southern Illinois	Oct. 25, 2004	#1 - TSN; #1 - E
Western Ky.		#7 - WKU; #8 - E

Southern Illinois	Nov. 1, 2004	#1 - TSN; #1 - E
Western Ky.		#5 - TSN; #5 - E
Southern Illinois	Nov. 8, 2004	#1 - TSN; #1 - E
Western Ky.		#5 - TSN; #5 - E
Southern Illinois	Nov. 15, 2004	#1 - TSN; #1 - E
Western Ky.		#3 - TSN; #3 - E
UNI		#25 - TSN
Southern Illinois	Nov. 22, 2004	#1 - TSN; #1 - E
Western Ky.		#3 - TSN; #3 - E
Southern Illinois	FINAL	#9 - TSN; #9 - E
Western Ky.		#11 - TSN; #11 - E
UNI		#25 - TSN; #25 - E

2005	Poll Date	Ranking
Southern Illinois	PRESEASON	#5 - TSN; #5 - E
Western Ky.		#8 - TSN; #7 - E
UNI		#12 - TSN; #12 - E
Southern Illinois	Sept. 5, 2005	#4 - TSN
Western Ky.		#8 - TSN
UNI		#12 - TSN
Southern Illinois	Sept. 12, 2005	#1 - TSN; #1 - E
Western Ky.		#2 - TSN; #2 - E
UNI		#9 - TSN; #9 - E
Western Ky.	Sept. 19, 2005	#1 - TSN; #1 - E
Southern Illinois		#3 - TSN; #2 - E
UNI		#10 - TSN; #11 - E
Southern Illinois	Sept. 26, 2005	#2 - TSN; #2 - E
Western Ky.		#3 - TSN; #3 - E
UNI		#8 - TSN; #8 - E
Southern Illinois	Oct. 3, 2005	#2 - TSN; #2 - E
Western Ky.		#3 - TSN; #3 - E
UNI		#7 - TSN; #6 - E
Youngstown St.		#22 - TSN; #22 - E
Southern Illinois	Oct. 10, 2005	#1 - TSN; #1 - E
Western Ky.		#3 - TSN; #3 - E
UNI		#14 - TSN; #14 - E
Youngstown St.		#17 - TSN; #15 - E
Western Ky.	Oct. 17, 2005	#1 - TSN; #1 - E
Southern Illinois		#10 - TSN; #11 - E
UNI		#13 - TSN; #13 - E
Youngstown St.		#15 - TSN; #14 - E
Western Ky.	Oct. 24, 2005	#1 - TSN; #1 - E
Southern Illinois		#8 - TSN; #9 - E
Youngstown St.		#11 - TSN; #11 - E
Illinois State		#18 - TSN; #18 - E
UNI		#21 - TSN; #22 - E
Southern Illinois	Oct. 31, 2005	#5 - TSN; #5 - E
Western Ky.		#6 - TSN; #6 - E
Youngstown St.		#15 - TSN; #17 - E
UNI		#17 - TSN; #14 - E
Southern Illinois	Nov. 7, 2005	#4 - TSN; #4 - E
Western Ky.		#12 - TSN; #14 - E
UNI		#14 - TSN; #12 - E
Youngstown St.		#19 - TSN; #21 - E
UNI	Nov. 14, 2005	#10 - TSN; #10 - E
Southern Illinois		#11 - TSN; #11 - E
Youngstown St.		#15 - TSN; #16 - E
Western Ky.		#23 - TSN; #23 - E
Illinois State		#24 - TSN; #25 - E

10/21/17 (7)	NDSU (2), YSU (3), USD (6), ILS (7), SDSU (8)
	WIU (15), UNI (21)
10/9/17 (6)	NDSU (2), USD (4), SDSU (7), YSU (8), WIU (14), ILS (15)
10/16/17 (6)	NDSU (2), USD (4), YSU (9), WIU (10), SDSU (13), ILS (24)
10/23/17 (7)	NDSU (2), USD (6), SDSU (8), WIU (12)
	ILS (16), YSU (21), UNI (25)
11/6/17 (6)	NDSU (5), SDSU (5), USD (10), WIU (11), ILS (20), UNI (25)
11/13/17 (6)	NDSU (4), SDSU (5), WIU (9), USD (15), ILS (21), UNI (24)
11/20/17 (6)	NDSU (4), SDSU (6), WIU (9), USD (16), UNI (20), ILS (23)
3/1/21 (7)	UNI (3), UND (4), NDSU (6), SDSU (8)
	SIU (11), ILS (15), USD (20)
3/8/21 (7)	UND (3), UNI (4), NDSU (5), SDSU (8), SIU (10)
	USD (21), ILS (22)
3/29/21 (6)	NDSU (2), SDSU (4), UND (6), SIU (18), MSU (19), UNI (20)
4/5/21 (6)	NDSU (2), SDSU (4), UND (6), MSU (15), SIU (16), UNI (21)
4/12/21 (6)	NDSU (2), SDSU (4), UND (6), MSU (14), SIU (17), UNI (23)
4/19/21 (6)	SDSU (2), NDSU (6), UND (7), MSU (12), SIU (14), UNI (24)
Pre 2021 (6)	SDSU (3), NDSU (3), UND (7), SIU (7), UNI (16), MSU (24)
9/6/21 (6)	SDSU (2), NDSU (4), UND (7), SIU (8), UNI (15), MSU (23)
9/13/21 (6)	SDSU (2), NDSU (4), SIU (8), UND (11), UNI (15), MSU (16)
9/20/21 (6)	SDSU (2), NDSU (5), SIU (7), UND (10), UNI (14), MSU (18)
9/27/21 (6)	SDSU (2), NDSU (5), SIU (7), UND (10), UNI (13), MSU (16)
10/4/21 (6)	SDSU (2), NDSU (5), SIU (7), UNI (12), UND (13), MSU (15)
10/11/21 (7)	NDSU (3), SIU (4), SDSU (7), UNI (16)
	MSU (20), USD (21), UND (22)
10/18/21 (6)	NDSU (3), SIU (4), SDSU (6), USD (15), MSU (17), UNI (20)
10/25/21 (6)	NDSU (2), SIU (3), SDSU (10), UNI (16), MSU (17), USD (21)
11/1/21 (6)	NDSU (2), SIU (7), SDSU (9), UNI (13), MSU (17), USD (21)
11/8/21 (6)	SDSU (4), NDSU (5), MSU (14), SIU (15), USD (17), UNI (20)
11/22/21 (6)	NDSU (3), MSU (10), SDSU (11), USD (17), SIU (17), UNI (25)
FINAL 21 (6)	NDSU (1), SDSU (4), MSU (14), SIU (16), USD (18), UNI (23)

Two Valley Football Teams in the Top 3

The Sept. 12, 2005, ESPN/USA Today poll had Southern Illinois at No. 1 and Western Kentucky at No. 2, marking the first time the league held the top two spots in a national top-25 poll. Notably, the league has had two of the top three spots in the top-25 rankings on 41 occasions. The final 2014 poll had NDSU at No. 1 and Illinois State at No. 2, marking the first time in league history that two teams occupied the top-two spots in a season-ending poll.

Poll	Teams (Rank)
S15, 2003	Western Illinois (2), Western Kentucky (3)
S22, 2003	Western Illinois (2), Western Kentucky (3)
N22, 2004	Southern Illinois (1), Western Kentucky (3)
S12, 2005	Southern Illinois (1), Western Kentucky (2)
S19, 2005	Western Kentucky (1), Southern Illinois (2)
S26, 2005	Southern Illinois (2), Western Kentucky (3)
O3, 2005	Southern Illinois (2), Western Kentucky (3)
O10, 2005	Southern Illinois (1), Western Kentucky (3)
PRE 2008	North Dakota State (2), UNI (3)
O17, 2011	UNI (2), North Dakota State (3)
O24, 2011	UNI (2), North Dakota State (3)
S17, 2012	NDSU (1), Youngstown State (3)
S24, 2012	NDSU (1), Youngstown State (3)
O1, 2012	NDSU (1), Youngstown State (3)
Final 2014	NDSU (1), Illinois State (2)
Pre 2015	NDSU (1), Illinois State (2)
S5, 2016	NDSU (1), UNI (3)
Final 2016	Youngstown State (2), NDSU (3)
O2, 2017	NDSU (2), South Dakota (3)
Final 2017	NDSU (1), South Dakota State (3)
Pre 2018	NDSU (1), South Dakota State (3)
S3, 2018	NDSU (1), South Dakota State (3)
S10, 2018	NDSU (1), South Dakota State (3)
S17, 2018	NDSU (1), South Dakota State (3)
S24, 2018	NDSU (1), South Dakota State (3)
O1, 2018	NDSU (1), South Dakota State (3)
O8, 2018	NDSU (1), South Dakota State (2)
O15, 2018	NDSU (1), South Dakota State (2)
Final 2018	NDSU (1), South Dakota State (3)
Pre 2019	NDSU (1), South Dakota State (3)
S2, 2019	NDSU (1), South Dakota State (3)
S9, 2019	NDSU (1), South Dakota State (3)
S16, 2019	NDSU (1), South Dakota State (3)
S23, 2019	NDSU (1), South Dakota State (3)
S30, 2019	NDSU (1), South Dakota State (3)
O7, 2019	NDSU (1), South Dakota State (3)
O14, 2019	NDSU (1), South Dakota State (3)
O21, 2019	NDSU (1), South Dakota State (3)
Pre 2020	NDSU (1), South Dakota State (3)
F22, 2021	NDSU (1), South Dakota State (3)
O25, 2021	NDSU (2), Southern Illinois (3)

UNI	Nov. 21, 2005	#7 - TSN; #6 - E
Southern Illinois		#8 - TSN; #8 - E
Youngstown St.		#13 - TSN; #13 - E
Illinois State		#23 - TSN; #23 - E
UNI	FINAL	#2 - TSN; #2 - E
Southern Illinois		#7 - TSN; #7 - E
Youngstown St.		#14 - TSN; #14 - E
Illinois State		#22 - TSN; #24 - E

2006	Poll Date	Ranking
UNI	PRESEASON	#4 - TSN
Youngstown St.		#7 - TSN
Illinois State		#9 - TSN
Southern Illinois		#17 - TSN
UNI	Sept. 4, 2006	#3 - TSN
Illinois State		#7 - TSN
Youngstown St.		#8 - TSN
Southern Illinois		#17 - TSN
Youngstown St.	Sept. 11, 2006	#6 - TSN; #7 - CSN
Illinois State		#7 - TSN; #6 - CSN
UNI		#12 - TSN; #17 - CSN
Southern Illinois		#16 - TSN; #13 - CSN
Illinois State	Sept. 18, 2006	#6 - TSN; #6 - CSN
Youngstown St.		#8 - TSN; #10 - CSN
Southern Illinois		#10 - TSN; #8 - CSN
UNI		#12 - TSN; #13 - CSN
Illinois State	Sept. 25, 2006	#6 - TSN; #5 - CSN
Youngstown St.		#8 - TSN; #8 - CSN
Southern Illinois		#10 - TSN; #9 - CSN
UNI		#13 - TSN; #13 - CSN
Western Illinois		#21 - TSN; #22 - CSN
Illinois State	Oct. 2, 2006	#6 - TSN; #5 - CSN
Youngstown St.		#8 - TSN; #8 - CSN
Southern Illinois		#9 - TSN; #9 - CSN
UNI		#14 - TSN; #13 - CSN
Illinois State	Oct. 9, 2006	#5 - TSN; #5 - CSN
Youngstown St.		#6 - TSN; #6 - CSN
Southern Illinois		#7 - TSN; #7 - CSN
UNI		#14 - TSN; #14 - CSN
Illinois State	Oct. 16, 2006	#3 - TSN; #3 - CSN
Youngstown St.		#5 - TSN; #5 - CSN
Southern Illinois		#13 - TSN; #14 - CSN
UNI		#14 - TSN; #13 - CSN

Illinois State	Oct. 23, 2006	#3 - TSN; #2 - CSN
UNI		#7 - TSN; #7 - CSN
Youngstown St.		#10 - TSN; #10 - CSN
Southern Illinois		#19 - TSN; #20 - CSN
Youngstown St.	Oct. 30, 2006	#7 - TSN; #7 - CSN
Illinois State		#8 - TSN; #9 - CSN
Southern Illinois		#12 - TSN; #14 - CSN
UNI		#14 - TSN; #12 - CSN
Youngstown St.	Nov. 6, 2006	#6 - TSN; #6 - CSN
Illinois State		#7 - TSN; #7 - CSN
UNI		#12 - TSN; #11 - CSN
Southern Illinois		#14 - TSN; #18 - CSN
Youngstown St.	Nov. 13, 2006	#5 - TSN; #5 - CSN
Illinois State		#6 - TSN; #6 - CSN
Southern Illinois		#11 - TSN; #11 - CSN
UNI		#20 - TSN; #21 - CSN
Youngstown St.	Nov. 20, 2006	#5 - TSN; #5 - CSN
Southern Illinois		#10 - TSN; #10 - CSN
Illinois State		#11 - TSN; #11 - CSN
UNI		#17 - TSN; #15 - CSN
Youngstown St.	FINAL 2006	#4 - TSN; #4 - CSN
Southern Illinois		#7 - TSN; #7 - CSN
Illinois State		#8 - TSN; #8 - CSN
UNI		#17 - TSN; #19 - CSN

2007	Poll Date	Ranking
Youngstown St.	PRESEASON	#5 - TSN; #6 - FCS
Illinois State		#7 - TSN; #8 - FCS
UNI		#9 - TSN; #9 - FCS
Southern Illinois		#12 - TSN; #11 - FCS
Youngstown St.	Sept. 3, 2007	#6 - TSN; #8 - FCS
UNI		#8 - TSN; #7 - FCS
Southern Illinois		#11 - TSN; #10 - FCS
Illinois State		#17 - TSN; #18 - FCS
Western Illinois		#24 - TSN; #23 - FCS
UNI	Sept. 10, 2007	#4 - TSN; #5 - FCS
Youngstown St.		#6 - TSN; #7 - FCS
Southern Illinois		#7 - TSN; #6 - FCS
Illinois State		#17 - TSN; #15 - FCS
Western Illinois		#22 - TSN; #21 - FCS
UNI	Sept. 17, 2007	#4 - TSN; #5 - FCS
Southern Illinois		#7 - TSN; #6 - FCS
Youngstown St.		#9 - TSN; #7 - FCS

2021 Missouri Valley Football Conference Teams in the Top 25

Team	Pre	S6	S13	S20	S27	O4	O11	O18	O25	N1	N8	N15	N22	END
Illinois State	rv	rv	--	rv	rv	--	--	--	--	--	--	--	--	--
Indiana St.	--	--	--	--	--	--	--	--	--	--	--	--	--	--
Missouri St.	24	23	16	18	16	15	20	17	17	17	14	14	10	14
UND	7	7	11	10	10	13	22	rv	rv	--	--	rv	--	--
NDSU	3	4	4	5	5	5	3	3	2	2	5	4	3	1
UNI	16	15	15	14	13	12	16	20	16	13	20	rv	25	23
S. Dakota	--	rv	rv	rv	rv	rv	21	15	21	21	17	16	17	18
SDSU	3	2	2	2	2	2	7	6	10	9	4	12	11	4
S. Illinois	7	8	8	7	7	7	4	4	3	7	15	15	21	16
W. Illinois	--	--	--	--	--	--	--	--	--	--	--	--	--	--
Youngstown	rv	rv	--	--	--	--	rv	rv	--	--	--	--	--	--

*Rank represents highest position in either of two polls (Stats Perform or AFCA FCS Coaches polls)

Illinois State		#14 - TSN; #14 - FCS
Western Illinois		#19 - TSN; #19 - FCS
UNI	Sept. 24, 2007	#3 - TSN; #4 - FCS
Southern Illinois		#7 - TSN; #6 - FCS
Youngstown St.		#10 - TSN; #10 - FCS
Illinois State		#16 - TSN; #16 - FCS
Western Illinois		#17 - TSN; #17 - FCS
UNI	Oct. 1, 2007	#2 - TSN; #4 - FCS
Southern Illinois		#7 - TSN; #6 - FCS
Youngstown St.		#10 - TSN; #10 - FCS
Western Illinois		#22 - TSN; #23 - FCS
Illinois State		#23 - TSN; #22 - FCS
UNI	Oct. 8, 2007	#2 - TSN; #3 - FCS
Southern Illinois		#7 - TSN; #6 - FCS
Youngstown St.		#12 - TSN; #13 - FCS
Western Illinois		#19 - TSN; #19 - FCS
UNI	Oct. 15, 2007	#1 - TSN; #2 - FCS
Southern Illinois		#9 - TSN; #10 - FCS
Youngstown St.		#12 - TSN; #12 - FCS
Western Illinois		#17 - TSN; #17 - FCS
UNI	Oct. 22, 2007	#1 - TSN; #2 - FCS
Southern Illinois		#7 - TSN; #7 - FCS
Youngstown St.		#20 - TSN; #20 - FCS
Western Illinois		#24 - TSN
UNI	Oct. 29, 2007	#1 - TSN; #2 - FCS
Southern Illinois		#6 - TSN; #6 - FCS
Western Illinois		#19 - TSN; #19 - FCS
Youngstown St.		#22 - TSN; #23 - FCS
UNI	Nov. 5, 2007	#1 - TSN; #2 - FCS
Southern Illinois		#5 - TSN; #5 - FCS
Youngstown St.		#21 - TSN; #20 - FCS
Western Illinois		#23 - TSN; #24 - FCS
UNI	Nov. 12, 2007	#1 - TSN; #2 - FCS
Southern Illinois		#5 - TSN; #5 - FCS
Youngstown St.		#17 - TSN; #15 - FCS
UNI	Nov. 19, 2007	#1 - TSN; #1 - FCS
Southern Illinois		#4 - TSN; #4 - FCS
Youngstown St.		#15 - TSN; #16 - FCS
Southern Illinois	FINAL 2007	#3 - TSN; #3 - FCS
UNI		#4 - TSN; #5 - FCS
Youngstown St.		#16 - TSN; #17 - FCS

2008	Poll Date	Ranking
N. Dakota St.	PRESEASON	#2 - TSN; #2 - FCS
UNI		#3 - TSN; #4 - FCS
Southern Illinois		#11 - TSN; #11 - FCS
Youngstown St.		#12 - TSN; #12 - FCS
S. Dakota St.		#19 - TSN; #20 - FCS
Western Illinois		#25 - TSN; #22 - FCS
N. Dakota St.	Sept. 1, 2008	#2 - TSN; #1 - FCS
UNI		#9 - TSN; #5 - FCS
Southern Illinois		#12 - TSN; #12 - FCS
Youngstown St.		#14 - TSN; #14 - FCS
Western Illinois		#18 - TSN; #17 - FCS
S. Dakota St.		#21 - TSN; #20 - FCS
N. Dakota St.	Sept. 8, 2008	#2 - TSN; #1 - FCS
UNI		#9 - TSN; #8 - FCS
Southern Illinois		#11 - TSN; #13 - FCS
Western Illinois		#15 - TSN; #16 - FCS
S. Dakota St.		#13 - TSN; #17 - FCS
Youngstown St.		#23 - TSN; #24 - FCS

N. Dakota St.	Sept. 15, 2008	#3 - TSN; #2 - FCS
UNI		#8 - TSN; #7 - FCS
S. Dakota St.		#12 - TSN; #13 - FCS
Southern Illinois		#15 - TSN; #14 - FCS
Western Illinois		#20 - TSN; #21 - FCS
Youngstown St.		#24 - FCS
UNI	Sept. 22, 2008	#5 - TSN; #5 - FCS
N. Dakota St.		#10 - TSN; #7 - FCS
Southern Illinois		#15 - TSN; #13 - FCS
S. Dakota St.		#20 - TSN; #18 - FCS
Western Illinois		#22 - TSN; #21 - FCS
Youngstown St.		#23 - FCS
UNI	Sept. 29, 2008	#10 - TSN; #10 - FCS
Southern Illinois		#13 - TSN; #11 - FCS
N. Dakota St.		#17 - TSN; #6 - FCS
Western Illinois		#21 - TSN; #22 - FCS
S. Dakota St.		#23 - TSN; #22 - FCS
UNI	Oct. 6, 2008	#10 - TSN; #8 - FCS
N. Dakota St.		#11 - TSN; #6 - FCS
Southern Illinois		#16 - TSN; #15 - FCS
Western Illinois		#17 - TSN; #19 - FCS
S. Dakota St.		#25 - TSN; #23 - FCS
UNI	Oct. 13, 2008	#6 - TSN; #4 - FCS
Western Illinois		#15 - TSN; #18 - FCS
Southern Illinois		#16 - TSN; #14 - FCS
N. Dakota St.		#20 - TSN; #16 - FCS
S. Dakota St.		#21 - TSN; #22 - FCS
UNI	Oct. 20, 2008	#5 - TSN; #4 - FCS
Western Illinois		#12 - TSN; #14 - FCS
Southern Illinois		#14 - TSN; #13 - FCS
N. Dakota St.		#25 - FCS
UNI	Oct. 27, 2008	#5 - TSN; #4 - FCS
Western Illinois		#12 - TSN; #14 - FCS
Southern Illinois		#14 - TSN; #11 - FCS
N. Dakota St.		#24 - FCS
UNI	Nov. 3, 2008	#4 - TSN; #4 - FCS
Southern Illinois		#12 - TSN; #9 - FCS
Western Illinois		#17 - TSN; #19 - FCS
N. Dakota St.		#23 - FCS
UNI	Nov. 10, 2008	#4 - TSN; #4 - FCS
Southern Illinois		#10 - TSN; #9 - FCS
Western Illinois		#25 - TSN
N. Dakota St.		#25 - FCS
UNI	Nov. 17, 2008	#4 - TSN; #4 - FCS
Southern Illinois		#10 - TSN; #9 - FCS
Western Illinois		#23 - TSN
N. Dakota St.		#24 - FCS
UNI	Nov. 23, 2008	#4 - TSN; #4 - FCS
Southern Illinois		#9 - TSN; #8 - FCS
UNI	FINAL 2008	#4 - TSN; #4 - FCS
Southern Illinois		#11 - TSN; #10 - FCS

2009	Poll Date	Ranking
UNI	PRESEASON	#4 - TSN; #4 - FCS
Southern Illinois		#7 - TSN; #7 - FCS
S. Dakota St.		#22 - TSN; #23 - FCS
UNI	Sept. 7, 2009	#4 - TSN; #5 - FCS
Southern Illinois		#8 - TSN; #8 - FCS
S. Dakota St.		#21 - TSN; #25 - FCS
UNI	Sept. 14, 2009	#3 - TSN; #4 - FCS
Southern Illinois		#9 - TSN; #8 - FCS
S. Dakota St.		#18 - TSN; #21 - FCS

UNI	Sept. 21, 2009	#3 - TSN; #4 - FCS
Southern Illinois		#9 - TSN; #8 - FCS
S. Dakota St.		#17 - TSN; #18 - FCS
UNI	Sept. 28, 2009	#3 - TSN; #4 - FCS
Southern Illinois		#8 - TSN; #8 - FCS
S. Dakota St.		#16 - TSN; #15 - FCS
UNI	Oct. 5, 2009	#3 - TSN; #4 - FCS
Southern Illinois		#6 - TSN; #6 - FCS
S. Dakota St.		#20 - TSN; #19 - FCS
UNI	Oct. 12, 2009	#2 - TSN; #3 - FCS
Southern Illinois		#5 - TSN; #5 - FCS
S. Dakota St.		#14 - TSN; #14 - FCS
Southern Illinois	Oct. 19, 2009	#3 - TSN; #3 - FCS
UNI		#6 - TSN; #6 - FCS
S. Dakota St.		#11 - TSN; #13 - FCS
Southern Illinois	Oct. 26, 2009	#3 - TSN; #3 - FCS
S. Dakota St.		#9 - TSN; #9 - FCS
UNI		#12 - TSN; #14 - FCS
Southern Illinois	Nov. 2, 2009	#3 - TSN; #3 - FCS
S. Dakota St.		#9 - TSN; #9 - FCS
UNI		#11 - TSN; #12 - FCS
Southern Illinois	Nov. 9, 2009	#1 - TSN; #2 - FCS
UNI		#11 - TSN; #11 - FCS
S. Dakota St.		#12 - TSN; #12 - FCS
Southern Illinois	Nov. 16, 2009	#1 - TSN; #2 - FCS
UNI		#9 - TSN; #11 - FCS
S. Dakota St.		#12 - TSN; #12 - FCS
Southern Illinois	Nov. 23, 2009	#1 - TSN; #2 - FCS
S. Dakota St.		#11 - TSN; #11 - FCS
UNI		#16 - TSN; #15 - FCS
Southern Illinois	FINAL 2009	#6 - TSN; #6 - FCS
S. Dakota St.		#11 - TSN; #11 - FCS
UNI		#18 - TSN; #18 - FCS

2010	Poll Date	Ranking
Southern Illinois	PRESEASON	#5 - TSN; #5 - FCS
S. Dakota St.		#9 - TSN; #10 - FCS
UNI		#14 - TSN; #13 - FCS
Southern Illinois	Sept. 6, 2010	#4 - TSN; #2 - FCS
S. Dakota St.		#9 - TSN; #9 - FCS
UNI		#14 - TSN; #13 - FCS
N. Dakota St.		#21 - TSN; #21 - FCS
Southern Illinois	Sept. 13, 2010	#5 - TSN; #5 - FCS
UNI		#13 - TSN; #10 - FCS
S. Dakota St.		#20 - TSN; #21 - FCS
N. Dakota St.		#23 - TSN; #23 - FCS
Southern Illinois	Sept. 20, 2010	#13 - TSN; #13 - FCS
UNI		#15 - TSN; #15 - FCS
N. Dakota St.		#18 - TSN; #18 - FCS
Illinois State		#25 - FCS
N. Dakota St.	Sept. 27, 2010	#13 - TSN; #13 - FCS
UNI		#17 - TSN; #22 - FCS
Youngstown St.		#22 - TSN; #20 - FCS
Illinois State		#23 - TSN; #19 - FCS
Southern Illinois		#24 - TSN; #23 - FCS
UNI	Oct. 4, 2010	#15 - TSN; #18 - FCS
N. Dakota St.		#18 - TSN; #17 - FCS
Western Illinois		#20 - TSN; #20 - FCS
Southern Illinois		#23 - TSN; #21 - FCS

N. Dakota St.	Oct. 11, 2010	#15 - TSN; #14 - FCS
Southern Illinois		#17 - TSN; #15 - FCS
UNI		#22 - TSN; #24 - FCS
Western Illinois		#23 - FCS
UNI	Oct. 18, 2010	#19 - TSN; #22 - FCS
Western Illinois		#21 - TSN; #18 - FCS
N. Dakota St.		#24 - FCS
UNI	Oct. 25, 2010	#19 - TSN; #19 - FCS
N. Dakota St.		#22 - FCS
Western Illinois		#24 - FCS
UNI	Nov. 1, 2010	#17 - TSN; #17 - FCS
Western Illinois		#24 - TSN; #21 - FCS
N. Dakota St.		#25 - TSN; #20 - FCS
UNI	Nov. 8, 2010	#16 - TSN; #16 - FCS
Western Illinois		#23 - TSN; #21 - FCS
N. Dakota St.		#24 - TSN; #20 - FCS
UNI	Nov. 15, 2010	#13 - TSN; #12 - FCS
N. Dakota St.		#17 - TSN; #17 - FCS
UNI	Nov. 22, 2010	#16 - TSN; #16 - FCS
Western Illinois		#21 - TSN; #24 - FCS
N. Dakota St.		#25 - TSN; #21 - FCS
N. Dakota St.	FINAL 2010	#9 - TSN; #9 - FCS
Western Illinois		#17 - TSN; #20 - FCS
UNI		#19 - TSN; #18 - FCS

2011	Poll Date	Ranking
UNI	PRESEASON	#7 - TSN; #7 - FCS
N. Dakota St.		#11 - TSN; #11 - FCS
Southern Illinois		#19 - TSN; #17 - FCS
UNI	Sept. 6, 2011	#4 - TSN; #3 - FCS
N. Dakota St.		#11 - TSN; #8 - FCS
Southern Illinois		#19 - TSN; #15 - FCS
UNI	Sept. 12, 2011	#2 - TSN; #2 - FCS
N. Dakota St.		#8 - TSN; #6 - FCS
Southern Illinois		#15 - TSN; #15 - FCS
UNI	Sept. 19, 2011	#2 - TSN; #2 - FCS
N. Dakota St.		#8 - TSN; #12 - FCS
Southern Illinois		#14 - TSN; #13 - FCS
Youngstown St.		#24 - FCS
UNI	Sept. 26, 2011	#2 - TSN; #2 - FCS
N. Dakota St.		#5 - TSN; #6 - FCS
Southern Illinois		#12 - TSN; #12 - FCS
Indiana State		#24 - TSN; #23 - FCS
UNI	Oct. 3, 2011	#2 - TSN; #2 - FCS
N. Dakota St.		#4 - TSN; #5 - FCS
Indiana State		#17 - TSN; #19 - FCS
Southern Illinois		#20 - TSN; #17 - FCS
UNI	Oct. 10, 2011	#2 - TSN; #2 - FCS
N. Dakota St.		#4 - TSN; #5 - FCS
Indiana State		#21 - TSN; #21 - FCS
UNI	Oct. 17, 2011	#2 - TSN; #2 - FCS
N. Dakota St.		#3 - TSN; #5 - FCS
Indiana State		#17 - TSN; #16 - FCS
UNI	Oct. 24, 2011	#2 - TSN; #2 - FCS
N. Dakota St.		#3 - TSN; #3 - FCS
Indiana State		#20 - TSN; #18 - FCS
Illinois State		#22 - TSN
N. Dakota St.	Oct. 31, 2011	#1 - TSN; #1 - FCS
UNI		#6 - TSN; #6 - FCS
Illinois State		#17 - TSN; #24 - FCS
Indiana State		#21 - TSN; #16 - FCS

N. Dakota St.	Nov. 7, 2011	#1 - TSN; #1 - FCS
UNI		#5 - TSN; #5 - FCS
Illinois State		#14 - TSN; #16 - FCS
Indiana State		#23 - FCS
UNI	Nov. 14, 2011	#4 - TSN; #4 - FCS
N. Dakota St.		#5 - TSN; #5 - FCS
Illinois State		#14 - TSN; #14 - FCS
Indiana State		#23 - FCS
UNI	Nov. 21, 2011	#2 - TSN; #3 - FCS
N. Dakota St.		#4 - TSN; #4 - FCS
Illinois State		#18 - TSN; #17 - FCS
N. Dakota St.	FINAL 2011	#1 - TSN; #1 - FCS
UNI		#6 - TSN; #5 - FCS
Illinois State		#20 TSN; #22 - FCS

2012	Poll Date	Ranking
N. Dakota St.	PRESEASON	#1 - FCS; #2 - TSN
UNI		#7 - FCS; #9 - TSN
Youngstown St.		#13 - TSN; #18 - FCS
Illinois State		#19 - TSN; #20 - FCS
Indiana State		#23 - TSN; #25 - FCS
N. Dakota St.	Sept. 3, 2012	#1 - FCS; #2 - TSN
Youngstown St.		#6 - TSN; #10 - FCS
UNI		#7 - FCS; #8 - TSN
Illinois State		#18 - TSN; #19 - FCS
Indiana State		#23 - TSN
N. Dakota St.	Sept. 10, 2012	#1 - TSN; #1 - FCS
Youngstown St.		#5 - TSN; #8 - FCS
UNI		#6 - FCS; #7 - TSN
Illinois State		#15 - TSN; #17 - FCS
Indiana State		#22 - TSN
N. Dakota St.	Sept. 17, 2012	#1 - TSN; #1 - FCS
Youngstown St.		#3 - FCS; #4 - TSN
UNI		#8 - TSN; #8 - FCS
Illinois State		#15 - TSN; #15 - FCS
Indiana State		#22 - TSN; #25 - FCS
N. Dakota St.	Sept. 24, 2012	#1 - TSN; #1 - FCS
Youngstown St.		#3 - FCS; #4 - TSN
Illinois State		#12 - FCS; #13 - TSN
UNI		#14 - TSN; #17 - FCS
S. Dakota St.		#25 - TSN
N. Dakota St.	Oct. 1, 2012	#1 - TSN; #1 - FCS
Youngstown St.		#3 - TSN; #3 - FCS
Illinois State		#9 - TSN; #11 - FCS
UNI		#22 - TSN; #25 - FCS
S. Dakota St.		#23 - TSN
N. Dakota St.	Oct. 8, 2012	#1 - TSN; #1 - FCS
Youngstown St.		#8 - TSN; #9 - FCS
Illinois State		#14 - TSN; #16 - FCS
S. Dakota St.		#20 - TSN
N. Dakota St.	Oct. 15, 2012	#3 - TSN; #4 - FCS
Illinois State		#11 - TSN; #13 - FCS
Youngstown St.		#15 - TSN; #16 - FCS
S. Dakota St.		#20 - TSN
Indiana State		#21 - TSN; #25 - FCS
N. Dakota St.	Oct. 22, 2012	#3 - TSN; #3 - FCS
Indiana State		#15 - TSN; #18 - FCS
Illinois State		#17 - TSN; #17 - FCS
Youngstown St.		#21 - FCS; #22 - TSN
N. Dakota St.	Oct. 29, 2012	#1 - TSN; #2 - FCS
Indiana State		#14 - TSN; #17 - FCS

Illinois State		#17 - TSN; #15 - FCS
S. Dakota St.		#21 - TSN; #25 - FCS
N. Dakota St.	Nov. 5, 2012	#1 - TSN; #1 - FCS
Illinois State		#15 - TSN; #15 - FCS
S. Dakota St.		#16 - TSN; #20 - FCS
Indiana State		#18 - TSN; #21 - FCS
N. Dakota St.	Nov. 12, 2012	#1 - TSN; #1 - FCS
Illinois State		#11 - TSN; #11 - FCS
Indiana State		#18 - TSN; #19 - FCS
S. Dakota St.		#21 - TSN; #23 - FCS
N. Dakota St.	Nov. 19, 2012	#1 - TSN; #1 - FCS
Illinois State		#15 - FCS; #16 - TSN
S. Dakota St.		#19 - TSN; #21 - FCS
Indiana State		#23 - TSN; #24 - FCS
N. Dakota St.	FINAL 2012	#1 - TSN; #1 - FCS
Illinois State		#8 - TSN; #9 - FCS
S. Dakota St.		#14 - TSN; #17 - FCS

2013	Poll Date	Ranking
N. Dakota St.	PRESEASON	#1 - FCS; #1 - TSN
S. Dakota St.		#7 - FCS; #6 - TSN
Illinois State		#10 - FCS; #13 - TSN
UNI		#16 - FCS; #18 - TSN
Youngstown St.		#24 - FCS
N. Dakota St.	Sept. 2, 2013	#1 - TSN; #1 - FCS
S. Dakota St.		#6 - TSN; #7 - FCS
UNI		#9 - TSN; #9 - FCS
Illinois State		#19 - TSN; #17 - FCS
Youngstown St.		#25 - FCS
N. Dakota St.	Sept. 9, 2013	#1 - TSN; #1 - FCS
S. Dakota St.		#6 - TSN; #6 - FCS
UNI		#7 - TSN; #8 - FCS
Illinois State		#18 - TSN; #16 - FCS
Youngstown State		#24 - TSN; #23 - FCS
N. Dakota St.	Sept. 16, 2013	#1 - TSN; #1 - FCS
S. Dakota St.		#6 - TSN; #6 - FCS
UNI		#7 - TSN; #7 - FCS
Illinois State		#24 - FCS
N. Dakota St.	Sept. 23, 2013	#1 - TSN; #1 - FCS
UNI		#5 - TSN; #5 - FCS
S. Dakota St.		#6 - TSN; #6 - FCS
Illinois State		#24 - FCS
Youngstown St.		#25 - FCS
N. Dakota St.	Sept. 30, 2013	#1 - TSN; #1 - FCS
UNI		#4 - TSN; #4 - FCS
S. Dakota St.		#7 - TSN; #9 - FCS
Youngstown St.		#22 - FCS
N. Dakota St.	Oct. 7, 2013	#1 - TSN; #1 - FCS
UNI		#4 - TSN; #5 - FCS
S. Dakota St.		#13 - TSN; #18 - FCS
Youngstown St.		#18 - TSN; #16 - FCS
N. Dakota St.	Oct. 14, 2013	#1 - TSN; #1 - FCS
UNI		#11 - TSN; #13 - FCS
S. Dakota St.		#15 - TSN; #18 - FCS
Youngstown St.		#16 - TSN; #15 - FCS
N. Dakota St.	Oct. 21, 2013	#1 - TSN; #1 - FCS
Youngstown St.		#12 - TSN; #13 - FCS
UNI		#18 - TSN; #17 - FCS
S. Dakota St.		#25 - TSN; #25 - FCS
N. Dakota St.	Oct. 28, 2013	#1 - TSN; #1 - FCS
Youngstown St.		#10 - TSN; #11 - FCS

S. Dakota St.		#20 - TSN; #19 - FCS
N. Dakota St.	Nov. 4, 2013	#1 - TSN; #1 - FCS
Youngstown St.		#8 - TSN; #9 - FCS
S. Dakota St.		#20 - TSN; #19 - FCS
N. Dakota St.	Nov. 11, 2013	#1 - TSN; #1 - FCS
Youngstown St.		#15 - TSN; #15 - FCS
S. Dakota St.		#19 - TSN; #15 - FCS
N. Dakota St.	Nov. 18, 2013	#1 - TSN; #1 - FCS
S. Dakota St.		#17 - TSN; #16 - FCS
Youngstown St.		#18 - TSN; #15 - FCS
N. Dakota St.	Nov. 25, 2013	#1 - TSN; #1 - FCS
S. Dakota St.		#13 - TSN; #13 - FCS
Youngstown St.		#17 - TSN; #19 - FCS
N. Dakota St.	FINAL 2013	#1 - TSN; #1 - FCS
S. Dakota St.		#13 - TSN; #14 - FCS
Youngstown St.		#18 - TSN; #19 - FCS

2014	Poll Date	Ranking
N. Dakota St.	PRESEASON	#1 - FCS; #2 - TSN
UNI		#15 - FCS; #9 - TSN
S. Dakota St.		#10 - FCS; #10 - TSN
Youngstown St.		#21 - FCS; #24 - TSN
N. Dakota St.	Sept. 1, 2014	#1 - TSN; #1 - FCS
UNI		#8 - TSN; #12 - FCS
S. Dakota St.		#12 - TSN; #11 - FCS
Youngstown St.		#23 - TSN; #21 - FCS
S. Illinois		#25 - FCS
N. Dakota St.	Sept. 8, 2014	#1 - TSN; #1 - FCS
UNI		#10 - TSN; #11 - FCS
S. Dakota St.		#11 - TSN; #10 - FCS
S. Illinois		#20 - TSN; #14 - FCS
Youngstown St.		#21 - TSN; #16 - FCS
N. Dakota St.	Sept. 15, 2014	#1 - TSN; #1 - FCS
S. Dakota St.		#10 - TSN; #10 - FCS
UNI		#11 - TSN; #11 - FCS
S. Illinois		#16 - TSN; #13 - FCS
Youngstown St.		#19 - TSN; #15 - FCS
Illinois State		#24 - FCS
N. Dakota St.	Sept. 22, 2014	#1 - TSN; #1 - FCS
S. Dakota St.		#9 - TSN; #9 - FCS
UNI		#10 - TSN; #10 - FCS
S. Illinois		#17 - TSN; #16 - FCS
Youngstown St.		#18 - TSN; #12 - FCS
Illinois State		#23 - TSN; #22 - FCS
Missouri State		#24 - FCS
N. Dakota St.	Sept. 29, 2004	#1 - TSN; #1 - FCS
S. Dakota St.		#9 - TSN; #9 - FCS
UNI		#10 - TSN; #10 - FCS
S. Illinois		#15 - TSN; #16 - FCS
Youngstown St.		#18 - TSN; #12 - FCS
Illinois State		#22 - TSN; #22 - FCS
Indiana State		#25 - TSN
Missouri State		#23 - FCS
N. Dakota St.	Oct. 6, 2014	#1 - TSN; #1 - FCS
S. Illinois		#12 - TSN; #13 - FCS
Illinois State		#15 - TSN; #15 - FCS
Youngstown St.		#16 - TSN; #10 - FCS
S. Dakota St.		#19 - TSN; #19 - FCS
Indiana State		#20 - TSN; #22 - FCS
UNI		#21 - TSN; #21 - FCS

N. Dakota St.	Oct. 13, 2014	#1 - TSN; #1 - FCS
Illinois State		#10 - TSN; #9 - FCS
S. Illinois		#14 - TSN; #17 - FCS
S. Dakota St.		#18 - TSN; #16 - FCS
UNI		#20 - TSN; #21 - FCS
Youngstown St.		#21 - TSN; #19 - FCS
Indiana State		#22 - TSN; #23 - FCS
N. Dakota St.	Oct. 20, 2014	#1 - TSN; #1 - FCS
Illinois State		#9 - TSN; #9 - FCS
S. Dakota St.		#13 - TSN; #15 - FCS
Youngstown St.		#17 - TSN; #16 - FCS
S. Illinois		#20 - TSN; #19 - FCS
Indiana State		#22 - TSN; #24 - FCS
UNI		#23 - TSN; #23 - FCS
N. Dakota St.	Oct. 27, 2014	#1 - TSN; #1 - FCS
Illinois State		#7 - TSN; #6 - FCS
Youngstown St.		#11 - TSN; #13 - FCS
S. Dakota St.		#18 - TSN; #19 - FCS
Indiana State		#19 - TSN; #21 - FCS
UNI		#22 - TSN; #22 - FCS
S. Illinois		#25 - FCS
N. Dakota St.	Nov. 3, 2014	#1 - TSN; #1 - FCS
Youngstown St.		#10 - TSN; #13 - FCS
Illinois State		#12 - TSN; #12 - FCS
Indiana State		#17 - TSN; #19 - FCS
UNI		#19 - TSN; #20 - FCS
S. Dakota State		#22 - TSN; #22 - FCS
S. Illinois		#24 - FCS
N. Dakota St.	Nov. 10, 2014	#4 - TSN; #4 - FCS
Illinois State		#8 - TSN; #7 - FCS
UNI		#11 - TSN; #12 - FCS
Youngstown St.		#15 - TSN; #16 - FCS
S. Dakota St.		#19 - TSN; #19 - FCS
Indiana State		#23 - TSN; #25 - FCS
S. Illinois		#23 - FCS
N. Dakota St.	Nov. 17, 2014	#3 - TSN; #4 - FCS
Illinois State		#8 - TSN; #7 - FCS
UNI		#11 - TSN; #11 - FCS
S. Dakota St.		#16 - TSN; #15 - FCS
Indiana State		#18 - TSN; #18 - FCS
Youngstown St.		#20 - TSN; #20 - FCS
N. Dakota St.	Nov. 24, 2014	#2 - TSN; #3 - FCS
Illinois State		#7 - TSN; #7 - FCS
UNI		#10 - TSN; #10 - FCS
S. Dakota St.		#14 - TSN; #13 - FCS
Youngstown St.		#21 - TSN; #25 - FCS
Indiana State		#25 - TSN; #21 - FCS
N. Dakota St.	FINAL 2014	#1 - TSN
Illinois State		#2 - TSN
UNI		#10 - TSN
S. Dakota St.		#12 - TSN
Indiana State		#19 - TSN
Youngstown St.		#22 - TSN

2015	Poll Date	Ranking
N. Dakota St.	PRESEASON	#1 - FCS; #1 - Stats
Illinois State		#2 - FCS; #2 - Stats
UNI		#10 - FCS; #10 - Stats
S. Dakota St.		#15 - FCS; #16 - Stats
Youngstown St.		#14 - Stats; #16 - FCS
Indiana State		#20 - FCS; #21 - Stats

Four league teams have been ranked among the nation's Top 15 the same week 103 times. The league has had five teams in Top 15 in the same week 29 times in its history (listed below), including a record-best six times in 2017 and six times in Spring 2021. The league established a record with six (indicated below with *) top-15 teams in 2017 (three-straight weeks from 9-25 thru 10-9) and matched that record on March 1, 2021, and again on Oct. 4, 2021.

Poll Date	Teams (Rank)
9-8-08	NDSU (1), UNI (8), SIU (11), SDSU (13), WIU (15)
9-15-14	NDSU (1), SDSU (10), UNI (11), SIU (13), YSU (15)
9-29-14	NDSU (1), SDSU (9), UNI (10), YSU (12), SIU (15)
Pre 15	NDSU (1), ILS (2), UNI (10), YSU (14), SDSU (15)
9-21-15	NDSU (2), ILS (4), SDSU (6), UNI (6), YSU (12)
9-28-15	NDSU (2), ILS (4), SDSU (5), UNI (6), YSU (10)
10-5-15	NDSU (2), ILS (4), YSU (7), SDSU (8), UNI (10)
10-12-15	NDSU (2), ILS (4), SDSU (7), YSU (11), UNI (12)
9-12-16	NDSU (1), ILS (5), UNI (9), SDSU (9), WIU (15)
9-19-16	NDSU (1), ILS (9), WIU (12), UNI (14), SDSU (15)
9-26-16	NDSU (1), WIU (7), UNI (12), SDSU (15), YSU (15)
10-3-16	NDSU (1), UNI (11), SDSU (12), WIU (13), YSU (13)
9-18-17	NDSU (2), SDSU (4), YSU (5), ILS (12), USD (13)
9-25-17*	NDSU (2), SDSU (4), YSU (5), USD (10), ILS (12), WIU (13)
10-2-17*	NDSU (2), YSU (3), USD (6), ILS (7), SDSU (8), WIU (15)
10-9-17*	NDSU (2), USD (4), SDSU (7), YSU (8), WIU (14), ILS (15)
10-16-17	NDSU (2), USD (4), YSU (9), WIU (10), SDSU (13)
10-30-17	NDSU (2), USD (6), SDSU (8), ILS (12), WIU (15)
2-22-21	NDSU (1), SDSU (3), UNI (5), ILS (7), UND (14)
3-1-21*	UNI (3), UND (4), NDSU (6), SDSU (8), SIU (11), ILS (15)
3-8-21	UND (3), UNI (4), NDSU (5), SDSU (8), SIU (10)
3-15-21	UND (2), NDSU (4), SIU (5), SDSU (6), UNI (10)
4-19-21	SDSU (2), NDSU (6), UND (6), MSU (12), SIU (14)
FINAL 20-21	SDSU (2), NDSU (5), UND (6), SIU (8), MSU (13)
9-6-21	SDSU (2), NDSU (4), UND (7), SIU (8), UNI (15)
9-13-21	SDSU (2), NDSU (4), SIU (8), UND (11), UNI (15)
9-20-21	SDSU (2), NDSU (5), SIU (7), UND (10), UNI (14)
9-27-21	SDSU (2), NDSU (5), SIU (7), UND (10), UNI (13)
10-4-21*	SDSU (2), NDSU (5), SIU (7), UNI (12), UND (13), MSU (15)

Three league teams have been ranked among the nation's Top 10 the same week 106 times.

Poll Date	Teams (Rank)
S2, 1997	UNI (4), W. Illinois (5), YSU (9)
S3, 2001	YSU (5), W. Illinois (7), WKU (10)
S10, 2002	YSU (3), W. Illinois (6), WKU (8)
O6, 2003	W. Illinois (2), SIU (8), WKU (9)
O13, 2003	W. Illinois (2), SIU (7), WKU (9)
O20, 2003	SIU (4), WIU (7), WKU (8), UNI (9)
O27, 2003	SIU (3), UNI (6), WKU (7)
N3, 2003	SIU (3), UNI (6), WKU (9), WIU (10)
N10, 2003	SIU (2), WKU (7), WIU (10)
N17, 2003	SIU (5), UNI (7), WIU (10), WKU (10)
N24, 2003	SIU (4), UNI (6), WKU (8), WIU (10)
FINAL '03	UNI (5), WIU (5), WKU (7), SIU (10)
S13, 2004	SIU (2), UNI (7), WKU (10)
S12, 2005	SIU (1), WKU (2), UNI (9)
S19, 2005	WKU (1), SIU (2), UNI (10)
S26, 2005	SIU (2), WKU (3), UNI (8)
O3, 2005	SIU (2), WKU (3), UNI (6)
S4, 2006	UNI (3), ILS (7), YSU (8)
S18, 2006	ILS (6), YSU (8), SIU (10)
S25, 2006	ILS (5), YSU (8), SIU (9)
O2, 2006	ILS (5), YSU (6), SIU (9)
O9, 2006	ILS (5), YSU (6), SIU (7)
O23, 2006	ILS (2), UNI (7), YSU (10)
FINAL '06	YSU (4), SIU (7), ILS (8)
S3, 2007	YSU (6), UNI (7), SIU (10)
S10, 2007	UNI (4), SIU (6), YSU (6)
S17, 2007	UNI (4), SIU (6), YSU (7)
S24, 2007	UNI (3), SIU (6), YSU (10)
O1, 2007	UNI (2), SIU (6), YSU (10)
S3, 2012	NDSU (1), YSU (6), UNI (7)
S10, 2012	NDSU (1), YSU (5), UNI (6)
S17, 2012	NDSU (1), YSU (3), UNI (8)
O1, 2012	NDSU (1), YSU (1), ILS (9)
S2, 2013	NDSU (1), SDSU (6), UNI (9)
S9, 2013	NDSU (1), SDSU (6), UNI (7)
S16, 2013	NDSU (1), SDSU (6), UNI (7)
S23, 2013	NDSU (1), UNI (5), SDSU (6)
S30, 2013	NDSU (1), UNI (4), SDSU (7)
S8, 2014	NDSU (1), UNI (10), SDSU (10)
S22, 2014	NDSU (1), SDSU (9), UNI (10)
S29, 2014	NDSU (1), SDSU (9), UNI (10)
N24, 2014	NDSU (2), ILS (7), UNI (10)
FINAL '14	NDSU (1), ILS (2), UNI (10)
S7, 2015	NDSU (2), ILS (4), SDSU (9)
S14, 2015	NDSU (2), ILS (5), SDSU (7), UNI (7)
S21, 2015	NDSU (2), ILS (4), SDSU (6), UNI (6)
S28, 2015	NDSU (2), ILS (4), SDSU (5), UNI (6), YSU (10)
O5, 2015	NDSU (2), ILS (4), YSU (7), SDSU (8), UNI (10)
O12, 2015	NDSU (2), ILS (4), SDSU (7)
O19, 2015	ILS (3), SDSU (6), NDSU (8)
N9, 2015	NDSU (2), SDSU (5), ILS (6)
N16, 2015	NDSU (2), SDSU (5), ILS (6)
N23, 2015	NDSU (2), ILS (4), SDSU (10)
FINAL '15	NDSU (1), ILS (5), UNI (6)

⇒ continued on next page

N. Dakota St.	Sept. 7, 2015	#2 - FCS; #2 - Stats
Illinois State		#4 - Stats; #5 - FCS
S. Dakota St.		#9 - Stats; #10 - FCS
UNI		#14 - FCS; #14 - Stats
Youngstown St.		#17 - FCS; #17 - Stats
Indiana State		#21 - FCS; #21 - Stats
N. Dakota St.	Sept. 14, 2015	#2 - FCS; #4 - Stats
Illinois State		#5 - Stats; #6 - FCS
S. Dakota St.		#7 - Stats; #8 - FCS
UNI		#9 - Stats; #11 - FCS
Youngstown St.		#16 - FCS; #16 - Stats
Indiana State		#23 - Stats; #25 - FCS
N. Dakota St.	Sept. 21, 2015	#2 - FCS; #3 - Stats
Illinois State		#4 - Stats; #5 - FCS
UNI		#6 - FCS; #7 - Stats
S. Dakota St.		#6 - Stats; #7 - FCS
Youngstown State		#12 - FCS; #13 - Stats
Indiana State		#22 - Stats; #23 - FCS
N. Dakota St.	Sept. 28, 2015	#2 - FCS; #3 - Stats
Illinois State		#4 - FCS; #4 - Stats
UNI		#6 - FCS; #7 - Stats
S. Dakota State		#5 - Stats; #7 - FCS
Youngstown State		#10 - FCS; #10 - Stats
Indiana State		#21 - Stats; #24 - FCS
N. Dakota State	Oct. 5, 2015	#2 - FCS; #3 - Stats
Illinois State		#4 - FCS; #4 - Stats
Youngstown State		#7 - FCS; #9 - Stats
S. Dakota State		#8 - Stats; #9 - FCS
UNI		#10 - FCS; #10 - Stats
Indiana State		#19 - Stats; #21 - FCS
N. Dakota State	Oct. 12, 2015	#2 - FCS; #2 - Stats
Illinois State		#4 - FCS; #4 - Stats
S. Dakota State		#7 - FCS; #7 - Stats
Youngstown State		#11 - Stats; #12 - FCS
UNI		#12 - Stats; #14 - FCS
Indiana State		#21 - Stats
Illinois State	Oct. 19, 2015	#3 - Stats; #4 - FCS
S. Dakota State		#6 - FCS; #6 - Stats
N. Dakota State		#8 - FCS; #8 - Stats
Youngstown State		#16 - Stats; #17 - FCS
Indiana State		#18 - Stats; #21 - FCS
Western Illinois		#20 - Stats; #23 - FCS
UNI		#22 - Stats; #25 - FCS
Illinois State	Oct. 26, 2015	#3 - FCS; #3 - Stats
N. Dakota State		#6 - FCS; #7 - Stats
S. Dakota State		#13 - FCS; #14 - Stats
UNI		#18 - Stats; #21 - FCS
Indiana State		#21 - Stats; #23 - FCS
Youngstown State		#24 - FCS; #25 - Stats
Western Illinois		#23 - Stats
Illinois State	Nov. 2, 2015	#2 - FCS; #2 - Stats
N. Dakota State		#6 - Stats; #7 - FCS
S. Dakota State		#11 - FCS; #11 - Stats
UNI		#17 - Stats; #20 - FCS
Youngstown State		#21 - FCS; #21 - Stats
Indiana State		#23 - Stats
N. Dakota State	Nov. 9, 2015	#2 - Stats; #3 - FCS
S. Dakota State		#5 - FCS; #5 - Stats
Illinois State		#6 - FCS; #6 - Stats
UNI		#17 - Stats; #19 - FCS
Youngstown State		#20 - Stats; #21 - FCS

N. Dakota State	Nov. 16, 2015	#2 - Stats; #3 - FCS
S. Dakota State		#5 - FCS; #5 - Stats
Illinois State		#6 - FCS; #6 - Stats
UNI		#15 - FCS; #15 - Stats
N. Dakota State	Nov. 23, 2015	#2 - Stats; #3 - FCS
Illinois State		#4 - FCS; #4 - Stats
S. Dakota State		#10 - Stats; #12 - FCS
UNI		#14 - FCS; #15 - Stats
N. Dakota State	FINAL 2015	#1 - FCS; #1 - Stats
Illinois State		#5 - FCS; #5 - Stats
UNI		#6 - FCS; #8 - Stats
S. Dakota State		#15 - Stats; #16 - FCS
Western Illinois		#22 - FCS; #22 - Stats

2016	Poll Date	Ranking
N. Dakota St.	PRESEASON	#1 - Stats; #1 - FCS
UNI		#5 - Stats; #5 - FCS
S. Dakota St.		#8 - Stats; #14 - FCS
Illinois State		#10 - Stats; #8 - FCS
Western Illinois		#20 - Stats; #24 - FCS
N. Dakota St.	Sept. 5, 2016	#1-Stats; #1-H; #1-FCS
UNI		#3-Stats; #3-H; #3-FCS
S. Dakota St.		#9-Stats; #9-H; #12-FCS
Illinois State		#10-Stats; #10-H; #9-FCS
Western Illinois		#18-Stats; #17-H; #18-FCS
Youngstown St.		#20-Stats; #20-H; #22-FCS
N. Dakota St.	Sept. 12, 2016	#1-Stats; #1-H; #1-FCS
Illinois State		#5-Stats; #5-H; #5-FCS
S. Dakota St.		#9-Stats; #10-H; #10-FCS
UNI		#10-Stats; #9-H; #11-FCS
Western Illinois		#16-Stats; #15-H; #16-FCS
Youngstown St.		#20-Stats; #20-H; #20-FCS
N. Dakota St.	Sept. 19, 2016	#1-Stats; #1-H; #1-FCS
Illinois State		#9-Stats; #10-H; #12-FCS
Western Illinois		#13-Stats; #12-H; #13-FCS
UNI		#14-Stats; #14-H; #14-FCS
S. Dakota St.		#15-Stats; #15-H; #18-FCS
Youngstown St.		#16-Stats; #19-H; #17-FCS
N. Dakota St.	Sept. 26, 2016	#1-Stats; #1-H; #1-FCS
Western Illinois		#8-Stats; #7-H; #8-FCS
UNI		#12-Stats; #12-H; #12-FCS
S. Dakota St.		#15-Stats; #16-H; #16-FCS
Illinois State		#18-Stats; #19-H; #20-FCS
Youngstown St.		#20-Stats; #20-H; #15-FCS
Indiana State		#24-Stats; #24-H
N. Dakota St.	Oct. 3, 2016	#1-Stats; #1-H; #1-FCS
UNI		#11-Stats; #11-H; #11-FCS
S. Dakota St.		#12-Stats; #12-H; #15-FCS
Western Illinois		#13-Stats; #14-H; #14-FCS
Youngstown St.		#15-Stats; #15-H; #13-FCS
Illinois State		#23-Stats; #22-H; #23-FCS
N. Dakota St.	Oct. 10, 2016	#1-Stats; #1-H; #1-FCS
S. Dakota St.		#11-Stats; #11-H; #14-FCS
Western Illinois		#12-Stats; #13-H; #13-FCS
Youngstown St.		#14-Stats; #14-H; #12-FCS
UNI		#21-Stats; #19-H; #21-FCS
N. Dakota St.	Oct. 17, 2016	#4-Stats; #4-H; #4-FCS
S. Dakota St.		#7-Stats; #7-H; #11-FCS
Western Illinois		#12-Stats; #12-H; #13-FCS
Youngstown St.		#13-Stats; #13-H; #12-FCS

N. Dakota St.	Oct. 24, 2016	#4-Stats; #4-H; #4-FCS
S. Dakota St.		#7-Stats; #7-H; #10-FCS
Western Illinois		#13-Stats; #13-H; #15-FCS
Youngstown St.		#15-Stats; #14-H; #14-FCS
South Dakota		#25 - FCS
N. Dakota St.	Oct. 31, 2016	#4-Stats; #4-H; #4-FCS
Western Illinois		#12-Stats; #11-H; #14-FCS
S. Dakota St.		#13-Stats; #13-H; #15-FCS
Youngstown St.		#15-Stats; #14-H; #13-FCS
N. Dakota St.	Nov. 7, 2016	#4-Stats; #4-FCS
S. Dakota St.		#11-Stats; #12-FCS
Youngstown St.		#17-Stats; #15-FCS
Western Illinois		#19-Stats; #19-FCS
N. Dakota St.	Nov. 14, 2016	#4-Stats; #4-H; #4-FCS
S. Dakota St.		#8-Stats; #8-H; #10-FCS
Youngstown St.		#15-Stats; #15-H; #14-FCS
Western Illinois		#23-Stats; #23-H; #24-FCS
Illinois State		#25 - FCS
N. Dakota St.	Nov. 21, 2016	#4-Stats; #3-FCS
S. Dakota St.		#7-Stats; #7-FCS
Youngstown St.		#13-Stats; #12-FCS
Youngstown St.	FINAL 2016	#2-Stats; #2-FCS
N. Dakota St.		#3-Stats; #3-FCS
S. Dakota St.		#6-Stats; #7-FCS

2017	Poll Date	Ranking
N. Dakota St.	PRESEASON	#2-Stats; #2-FCS
S. Dakota St.		#4-Stats; #6-FCS
Youngstown St.		#9-Stats; #8-FCS
UNI		#18-Stats; #20-FCS
Illinois State		#20-Stats; #18-FCS
Western Illinois		#25-Stats
N. Dakota St.	Sept. 4, 2017	#2-Stats; #2-FCS
S. Dakota St.		#4-Stats; #4-FCS
Youngstown St.		#8-Stats; #6-FCS
Illinois State		#18-Stats; #15-FCS
UNI		#21-Stats; #21-FCS
Western Illinois		#22-Stats
N. Dakota St.	Sept. 11, 2017	#2-Stats; #2-FCS
S. Dakota St.		#4-Stats; #4-FCS
Youngstown St.		#6-Stats; #5-FCS
Illinois State		#18-Stats; #14-FCS
Western Illinois		#20-Stats; #22-FCS
UNI		#21-Stats; #18-FCS
South Dakota		#23-Stats; #23-FCS
N. Dakota St.	Sept. 18, 2017	#2-Stats; #2-FCS
S. Dakota St.		#4-Stats; #4-FCS
Youngstown St.		#6-Stats; #5-FCS
South Dakota		#13-Stats; #14-FCS
Illinois State		#14-Stats; #12-FCS
Western Illinois		#19-Stats; #21-FCS
UNI		#24-FCS
N. Dakota St.	Sept. 25, 2017	#2-Stats; #2-FCS
S. Dakota St.		#4-Stats; #4-FCS
Youngstown St.		#6-Stats; #5-FCS
South Dakota		#10-Stats; #10-FCS
Illinois State		#12-Stats; #8-FCS
Western Illinois		#13-Stats; #16-FCS
UNI		#20-FCS

N. Dakota St.	Oct. 2, 2017	#2-Stats; #2-FCS
Youngstown St.		#3-Stats; #3-FCS
South Dakota		#7-Stats; #6-FCS
S. Dakota St.		#8-Stats; #9-FCS
Illinois State		#11-Stats; #7-FCS
Western Illinois		#15-Stats; #18-FCS
UNI		#21-FCS
N. Dakota St.	Oct. 9, 2017	#2-Stats; #2-FCS
South Dakota		#4-Stats; #4-FCS
S. Dakota St.		#7-Stats; #7-FCS
Youngstown St.		#8-Stats; #8-FCS
Illinois State		#15-Stats; #17-FCS
Western Illinois		#17-Stats; #14-FCS
N. Dakota St.	Oct. 16, 2017	#2-Stats; #2-FCS
South Dakota		#4-Stats; #4-FCS
Youngstown St.		#9-Stats; #9-FCS
Western Illinois		#10-Stats; #12-FCS
S. Dakota St.		#13-Stats; #13-FCS
Illinois State		#24-Stats; #24-FCS
N. Dakota St.	Oct. 23, 2017	#2-Stats; #2-FCS
South Dakota		#6-Stats; #7-FCS
S. Dakota St.		#11-Stats; #8-FCS
Western Illinois		#12-Stats; #14-FCS
Illinois State		#16-Stats; #21-FCS
Youngstown St.		#21-Stats; #19-FCS
UNI		#25-FCS
N. Dakota St.	Oct. 30, 2017	#2-Stats; #2-FCS
South Dakota		#6-Stats; #6-FCS
S. Dakota St.		#10-Stats; #8-FCS
Illinois State		#12-Stats; #13-FCS
Western Illinois		#15-Stats; #18-FCS
N. Dakota St.	Nov. 6, 2017	#5-Stats; #6-FCS
S. Dakota St.		#6-Stats; #5-FCS
South Dakota		#10-Stats; #10-FCS
Western Illinois		#11-Stats; #13-FCS
Illinois State		#17-Stats; #20-FCS
UNI		#25-Stats
N. Dakota St.	Nov. 13, 2017	#4-Stats; #6-FCS
S. Dakota St.		#6-Stats; #5-FCS
Western Illinois		#9-Stats; #10-FCS
South Dakota		#15-Stats; #16-FCS
Illinois State		#21-Stats; #25-FCS
UNI		#24-Stats
N. Dakota St.	Nov. 20, 2017	#4-Stats; #4-FCS
S. Dakota St.		#6-Stats; #6-FCS
Western Illinois		#9-Stats; #10-FCS
South Dakota		#16-Stats; #18-FCS
UNI		#20-Stats; #21-FCS
Illinois State		#23-Stats
N. Dakota St.	FINAL 2017	#1-Stats; #1-FCS
S. Dakota St.		#3-Stats; #4-FCS
Western Illinois		#13-Stats; #12-FCS
South Dakota		#15-Stats; #16-FCS
UNI		#17-Stats; #19-FCS

S5, 2016	NDSU (1), UNI (3), ILS (9), SDSU (9)
S12, 2016	NDSU (1), ILS (5), UNI (9), SDSU (9)
FINAL '16	YSU (2), NDSU (3), SDSU (6)
S4, 2017	NDSU (2), SDSU (4), YSU (6)
S11, 2017	NDSU (2), SDSU (4), YSU (5)
S18, 2017	NDSU (2), SDSU (4), YSU (5)
S25, 2017	NDSU (2), SDSU (4), YSU (5), USD (10)
O2, 2017	NDSU (2), YSU (3), USD (6), ILS (7), SDSU (8)
O9, 2017	NDSU (2), USD (4), SDSU (7), YSU (8)
O16, 2017	NDSU (2), USD (4), YSU (9), WIU (10)
O23, 2017	NDSU (2), USD (6), SDSU (8)
O30, 2017	NDSU (2), USD (6), SDSU (8)
N6, 2017	NDSU (5), SDSU (5), USD (10)
N13, 2017	NDSU (4), SDSU (5), WIU (9)
N20, 2017	NDSU (4), SDSU (6), WIU (10)
S24, 2018	NDSU (1), SDSU (3), ILS (9)
O15, 2018	NDSU (1), SDSU (2), ILS (7)
O22, 2018	NDSU (1), SDSU (7), ILS (9)
S9, 2019	NDSU (1), SDSU (3), UNI (10)
S16, 2019	NDSU (1), SDSU (3), UNI (8), ILS (10)
S23, 2019	NDSU (1), SDSU (3), UNI (7), ILS (8)
S30, 2019	NDSU (1), SDSU (3), ILS (6)
O7, 2019	NDSU (1), SDSU (3), UNI (10)
O14, 2019	NDSU (1), SDSU (3), ILS (10)
O21, 2019	NDSU (1), SDSU (3), ILS (7)
O28, 2019	NDSU (1), SDSU (4), ILS (7), UNI (9)
N4, 2019	NDSU (1), SDSU (4), UNI (5)
N11, 2019	NDSU (1), UNI (4), ILS (7), SDSU (8)
N18, 2019	NDSU (1), SDSU (5), ILS (6), UNI (9)
N24, 2019	NDSU (1), UNI (6), SDSU (10)
FINAL '19	NDSU (1), UNI (5), ILS (7), SDSU (10)
Pre 2020	NDSU (1), UNI (3), SDSU (5), ILS (9)
F22, 2021	NDSU (1), SDSU (3), UNI (5), ILS (7)
M1, 2021	UNI (3), UND (4), NDSU (6), SDSU (8)
M8, 2021	UND (3), UNI (4), NDSU (5), SDSU (8), SIU (10)
M15, 2021	UND (2), NDSU (4), SIU (5), SDSU (6), UNI (10)
M22, 2021	NDSU (2), SDSU (4), UND (6), SIU (10)
M29, 2021	NDSU (2), SDSU (4), UND (6)
A5, 2021	NDSU (2), SDSU (4), UND (6)
A12, 2021	NDSU (2), SDSU (4), UND (6)
A19, 2021	SDSU (2), NDSU (6), UND (6)
FINAL 20-21	SDSU (2), NDSU (5), UND (6), SIU (8)
Pre 2021	SDSU (3), NDSU (3), UND (7), SIU (7)
9/6/21	SDSU (2), NDSU (4), UND (7), SIU (8)
9/13/21	SDSU (2), NDSU (4), SIU (8)
9/20/21	SDSU (2), NDSU (5), SIU (7), UND (10)
9/27/21	SDSU (2), NDSU (5), SIU (7), UND (10)
10/4/21	SDSU (2), NDSU (5), SIU (7)
10/11/21	NDSU (3), SIU (4), SDSU (7)
10/18/21	NDSU (3), SIU (4), SDSU (6)
10/25/21	NDSU (2), SIU (3), SDSU (10)
11/1/21	NDSU (2), SIU (7), SDSU (9)

*five teams in Top 10 in same week is a league record



QB Paul Singer engineered Western Illinois' rise to national prominence in the late 1980s. He was the league's Offensive Player of the Year in 1988.



Southern Illinois established what was then a league record by being ranked in 104-straight polls from September 2003-October 2010.

2018	Poll Date	Ranking
N. Dakota St.	PRESEASON	#1-Stats; #1-FCS
S. Dakota St.		#3-Stats; #3-FCS
UNI		#13-Stats; #12-FCS
Illinois State		#21-Stats; #20-FCS
Youngstown St.		#25-Stats; #24-FCS
N. Dakota St.	Sept. 3, 2018	#1-Stats; #1-FCS
S. Dakota St.		#3-Stats; #3-FCS
Illinois State		#19-Stats; #19-FCS
UNI		#21-Stats; #18-FCS
South Dakota		#23-Stats
N. Dakota St.	Sept. 10, 2018	#1-Stats; #1-FCS
S. Dakota St.		#3-Stats; #3-FCS
Illinois State		#18-Stats; #19-FCS
UNI		#18-Stats; #21-FCS
South Dakota		#24-Stats; #22-FCS
N. Dakota St.	Sept. 17, 2018	#1-Stats; #1-FCS
S. Dakota St.		#3-Stats; #3-FCS
Illinois State		#15-Stats; #16-FCS
UNI		#22-Stats; #25-FCS
N. Dakota St.	Sept. 24, 2018	#1-Stats; #1-FCS
S. Dakota St.		#3-Stats; #3-FCS
Illinois State		#9-Stats; #10-FCS
UNI		#24-Stats; #21-FCS
N. Dakota St.	Oct. 1, 2018	#1-Stats; #1-FCS
S. Dakota St.		#3-Stats; #4-FCS
Illinois State		#15-Stats; #14-FCS
UNI		#22-Stats; #22-FCS
Missouri State		#24-Stats
N. Dakota St.	Oct. 8, 2018	#1-Stats; #1-FCS
S. Dakota St.		#2-Stats; #5-FCS
Illinois State		#12-Stats; #12-FCS
South Dakota		#24-Stats
N. Dakota St.	Oct. 15, 2018	#1-Stats; #1-FCS
S. Dakota St.		#2-Stats; #3-FCS
Illinois State		#8-Stats; #7-FCS
UNI		#25-Stats
N. Dakota St.	Oct. 22, 2018	#1-Stats; #1-FCS
S. Dakota St.		#7-Stats; #8-FCS
Illinois State		#11-Stats; #9-FCS
UNI		#17-Stats; #23-FCS
N. Dakota St.	Oct. 29, 2018	#1-Stats; #1-FCS
S. Dakota St.		#7-Stats; #7-FCS
Illinois State		#14-Stats; #13-FCS
N. Dakota St.	Nov. 5, 2018	#1-Stats; #1-FCS
S. Dakota St.		#6-Stats; #6-FCS
UNI		#22-Stats; #24-FCS
Illinois State		#23-Stats; #22-FCS
N. Dakota St.	Nov. 12, 2018	#1-Stats; #1-FCS
S. Dakota St.		#5-Stats; #5-FCS
Indiana State		#24-FCS
N. Dakota St.	Nov. 19, 2018	#1-Stats; #1-FCS
S. Dakota St.		#5-Stats; #5-FCS
Indiana State		#25-Stats; 22-FCS
N. Dakota St.	FINAL 2018	#1-Stats; #1-FCS
S. Dakota St.		#3-Stats; #3-FCS
UNI		#23-Stats
Indiana State		#25-FCS

2019	Poll Date	Ranking
N. Dakota St.	PRESEASON	#1-Stats; #1-FCS
S. Dakota St.		#3-Stats; #4-FCS
Illinois State		#15-Stats; #13-FCS
Indiana State		#16-Stats; #16-FCS
UNI		#18-Stats; #20-FCS
N. Dakota St.	Sept. 2, 2019	#1-Stats; #1-FCS
S. Dakota St.		#3-Stats; #3-FCS
UNI		#11-Stats; #12-FCS
Indiana State		#14-Stats; #15-FCS
Illinois State		#16-Stats; #16-FCS
N. Dakota St.	Sept. 9, 2019	#1-Stats; #1-FCS
S. Dakota St.		#3-Stats; #3-FCS
UNI		#11-Stats; #10-FCS
Illinois State		#13-Stats; #12-FCS
N. Dakota St.	Sept. 16, 2019	#1-Stats; #1-FCS
S. Dakota St.		#3-Stats; #3-FCS
UNI		#9-Stats; #8-FCS
Illinois State		#15-Stats; #10-FCS
Youngstown State		#24-Stats; #21-FCS
N. Dakota St.	Sept. 23, 2019	#1-Stats; #1-FCS
S. Dakota St.		#3-Stats; #3-FCS
UNI		#9-Stats; #7-FCS
Illinois State		#14-Stats; #8-FCS
Youngstown State		#22-Stats; #20-FCS
N. Dakota St.	Sept. 30, 2019	#1-Stats; #1-FCS
S. Dakota St.		#3-Stats; #3-FCS
Illinois State		#10-Stats; #6-FCS
UNI		#13-Stats; #13-FCS
Youngstown State		#18-Stats; #17-FCS
N. Dakota St.	Oct. 7, 2019	#1-Stats; #1-FCS
S. Dakota St.		#3-Stats; #3-FCS
UNI		#10-Stats; #10-FCS
Illinois State		#14-Stats; #13-FCS
Youngstown State		#19-Stats; #17-FCS
N. Dakota St.	Oct. 14, 2019	#1-Stats; #1-FCS
S. Dakota St.		#3-Stats; #3-FCS
Illinois State		#11-Stats; #10-FCS
UNI		#14-Stats; #15-FCS
Youngstown State		#19-Stats; #18-FCS
N. Dakota St.	Oct. 21, 2019	#1-Stats; #1-FCS
S. Dakota St.		#3-Stats; #3-FCS
Illinois State		#8-Stats; #7-FCS
UNI		#11-Stats; #12-FCS
N. Dakota St.	Oct. 28, 2019	#1-Stats; #1-FCS
S. Dakota St.		#4-Stats; #5-FCS
Illinois State		#7-Stats; #7-FCS
UNI		#9-Stats; #10-FCS
N. Dakota St.	Nov. 4, 2019	#1-Stats; #1-FCS
S. Dakota St.		#4-Stats; #4-FCS
UNI		#5-Stats; #7-FCS
Illinois State		#11-Stats; #12-FCS
N. Dakota St.	Nov. 11, 2019	#1-Stats; #1-FCS
UNI		#4-Stats; #5-FCS
Illinois State		#7-Stats; #8-FCS
S. Dakota St.		#8-Stats; #9-FCS
N. Dakota St.	Nov. 18, 2019	#1-Stats; #1-FCS
S. Dakota St.		#5-Stats; #5-FCS
Illinois State		#7-Stats; #6-FCS
UNI		#9-Stats; #10-FCS
S. Illinois		#25-FCS

N. Dakota St.	Nov. 24, 2019	#1-Stats; #1-FCS
UNI		#6-Stats; #6-FCS
S. Dakota St.		#10-Stats; #12-FCS
Illinois State		#13-Stats; #14-FCS
S. Illinois		#25-FCS
N. Dakota St.	FINAL 2019	#1-Stats; 1-FCS
UNI		#5-Stats; 5-FCS
Illinois State		#7-Stats; 7-FCS
S. Dakota St.		#10-Stats; 12-FCS

2020 (Spring 21)	Poll Date	Ranking
N. Dakota St.	PRESEASON	#1-Stats
UNI		#3-Stats
S. Dakota St.		#5-Stats
Illinois State		#9-Stats
S. Illinois		#24-Stats
N. Dakota St.	Feb. 22, 2021	#1-Stats
S. Dakota St.		#3-Stats
UNI		#5-Stats
Illinois State		#7-Stats
North Dakota		#14-Stats
UNI	March 1, 2021	#3-Stats
North Dakota		#4-Stats
N. Dakota St.		#6-Stats
S. Dakota St.		#8-Stats
S. Illinois		#11-Stats
Illinois State		#15-Stats
South Dakota		#20-Stats
North Dakota	March 8, 2021	#3-Stats
UNI		#4-Stats
N. Dakota St.		#5-Stats
S. Dakota St.		#8-Stats
S. Illinois		#10-Stats
South Dakota		#21-Stats
Illinois State		#22-Stats
North Dakota	March 15, 2021	#2-Stats; #2-FCS
N. Dakota St.		#4-Stats; #4-FCS
S. Illinois		#5-Stats; #5-FCS
S. Dakota St.		#6-Stats; #7-FCS
UNI		#10-Stats; #14-FCS
N. Dakota St.	March 22, 2021	#2-Stats; #3-FCS
S. Dakota St.		#4-Stats; #5-FCS
North Dakota		#6-Stats; #5-FCS
S. Illinois		#10-Stats; #12-FCS
UNI		#22-Stats; #23-FCS
N. Dakota St.	March 29, 2021	#2-Stats; #3-FCS
S. Dakota St.		#4-Stats; #4-FCS
North Dakota		#6-Stats; #6-FCS
S. Illinois		#18-Stats; #19-FCS
Missouri State		#19-Stats; #23-FCS
UNI		#23-Stats; #20-FCS
N. Dakota St.	April 5, 2021	#2-Stats; #3-FCS
S. Dakota St.		#4-Stats; #4-FCS
North Dakota		#6-Stats; #6-FCS
Missouri State		#15-Stats; #23-FCS
S. Illinois		#16-Stats; #18-FCS
UNI		#24-Stats; #21-FCS
N. Dakota St.	April 12, 2021	#2-Stats; #3-FCS
S. Dakota St.		#4-Stats; #4-FCS
North Dakota		#6-Stats; #6-FCS
Missouri State		#14-Stats; #18-FCS

S. Illinois		#18-Stats; #17-FCS
UNI		#23-FCS
S. Dakota St.	April 19, 2021	#2-Stats; #2-FCS
N. Dakota St.		#6-Stats; #7-FCS
North Dakota		#7-Stats; #6-FCS
Missouri State		#12-Stats; #17-FCS
S. Illinois		#14-Stats; #14-FCS
UNI		#25-Stats; #24-FCS
S. Dakota St.	FINAL 2020-21	#2-Stats; #2-FCS
N. Dakota St.		#5-Stats; #5-FCS
North Dakota		#6-Stats; #6-FCS
S. Illinois		#8-Stats; #9-FCS
Missouri State		#13-Stats; #13-FCS

2021	Poll Date	Ranking
S. Dakota St.	PRESEASON	#3-Stats; #4-FCS
N. Dakota St.		#4-Stats; #3-FCS
North Dakota		#7-Stats; #7-FCS
S. Illinois		#8-Stats; #10-FCS
UNI		#21-Stats; #16-FCS
Missouri State		#24-Stats
S. Dakota St.	Sept. 6, 2021	#2-Stats; #3-FCS
N. Dakota St.		#5-Stats; #5-FCS
S. Illinois		#8-Stats; #9-FCS
North Dakota		#9-Stats; #7-FCS
UNI		#21-Stats; #15-FCS
Missouri State		#23-Stats; #25-FCS
S. Dakota St.	Sept. 13, 2021	#2-Stats; #3-FCS
N. Dakota St.		#5-Stats; #4-FCS
S. Illinois		#8-Stats; #9-FCS
North Dakota		#11-Stats; #14-FCS
Missouri State		#17-Stats; #19-FCS
UNI		#18-Stats; #15-FCS
S. Dakota St.	Sept. 20, 2021	#2-Stats; #3-FCS
N. Dakota St.		#5-Stats; #5-FCS
S. Illinois		#7-Stats; #8-FCS
North Dakota		#10-Stats; #13-FCS
UNI		#17-Stats; #14-FCS
Missouri State		#18-Stats; #18-FCS
S. Dakota St.	Sept. 27, 2021	#2-Stats; #3-FCS
N. Dakota St.		#5-Stats; #5-FCS
S. Illinois		#7-Stats; #7-FCS
North Dakota		#10-Stats; #11-FCS
UNI		#15-Stats; #13-FCS
Missouri State		#16-Stats; #16-FCS
S. Dakota St.	Oct. 4, 2021	#2-Stats; #3-FCS
N. Dakota St.		#5-Stats; #5-FCS
S. Illinois		#8-Stats; #7-FCS
North Dakota		#13-Stats; #15-FCS
Missouri State		#15-Stats; #16-FCS
UNI		#16-Stats; #12-FCS
N. Dakota St.	Oct. 11, 2021	#3-Stats; #3-FCS
S. Illinois		#4-Stats; #4-FCS
S. Dakota St.		#7-Stats; #8-FCS
UNI		#16-Stats; #17-FCS
Missouri State		#20-Stats; #23-FCS
South Dakota		#21-Stats; #21-FCS
North Dakota		#22-Stats; #24-FCS
N. Dakota St.	Oct. 18, 2021	#3-Stats; #3-FCS
S. Illinois		#4-Stats; #4-FCS
S. Dakota St.		#6-Stats; #7-FCS

South Dakota		#15-Stats; #15-FCS
Missouri State		#17-Stats; #18-FCS
UNI		#20-Stats; #24-FCS
N. Dakota St.	Oct. 25, 2021	#2-Stats; #2-FCS
S. Illinois		#3-Stats; #3-FCS
S. Dakota St.		#10-Stats; #13-FCS
UNI		#16-Stats; #17-FCS
Missouri State		#17-Stats; #20-FCS
South Dakota		#21-Stats; #22-FCS
N. Dakota St.	Nov. 1, 2021	#2-Stats; #2-FCS
S. Illinois		#7-Stats; #9-FCS
S. Dakota St.		#9-Stats; #12-FCS
UNI		#13-Stats; #15-FCS
Missouri State		#17-Stats; #20-FCS
South Dakota		#23-Stats; #21-FCS
S. Dakota St.	Nov. 8, 2021	#4-Stats; #7-FCS
N. Dakota St.		#5-Stats; #6-FCS
S. Illinois		#15-Stats; #16-FCS
Missouri State		#16-Stats; #14-FCS
South Dakota		#19-Stats; #17-FCS
UNI		#20-Stats; #24-FCS
N. Dakota St.	Nov. 15, 2021	#4-Stats; #4-FCS
S. Dakota St.		#12-Stats; #13-FCS
Missouri State		#14-Stats; #14-FCS
South Dakota		#16-Stats; #16-FCS
S. Illinois		#17-Stats; #15-FCS
N. Dakota St.	Nov. 22, 2021	#3-Stats; #3-FCS
S. Dakota St.		#11-Stats; #11-FCS
Missouri State		#12-Stats; #10-FCS
South Dakota		#17-Stats; #20-FCS
S. Illinois		#21-Stats; #23-FCS
UNI		#25-FCS
N. Dakota St.	FINAL 2021	#1-Stats; #1-FCS
S. Dakota St.		#4-Stats; #5-FCS
Missouri State		#14-Stats; #14-FCS
S. Illinois		#16-Stats; #17-FCS
South Dakota		#18-Stats; #20-FCS
UNI		#23-Stats; #25-FCS

INDEX: Stats - Stats Perform; TSN - The Sports Network; TL - Teamlink.com; E - ESPN/USA Today coaches poll; CSN - College Sporting News coaches poll; FCS - FCS coaches poll; H - Hero Sports Network media poll.

Missouri Valley Football Conference Teams at the No. 1 Spot -- *The Road To No. 1*

In 1992, a UNI victory over Illinois State at home, coupled with a loss by previous top-ranked Marshall at Missouri, helped UNI capture its highest-ever ranking in the NCAA FCS poll. UNI's No. 1 ranking (Oct. 5, 1992) was the first for a league member. The Panthers held the No. 1 position for five-straight weeks before dropping to No. 4 after losing at Missouri Valley Football Conference member Eastern Illinois, 21-15.

In 1997, Youngstown State won the national title and earned the No. 1 spot in the final Sports Network poll. The Penguins reached No. 1 for two-straight weeks during the 1997 regular season as well. Youngstown State started the 1998 season with four-straight weeks as the nation's No. 1 team.

In 2002, Western Kentucky rolled through the FCS playoffs and won the national championship. The Hilltoppers entered the playoffs as the No. 15-ranked team, but beat the top three seeds (No. 1-McNeese State, No. 2-Western Illinois and No. 3-Georgia Southern, including a first-round win against Murray State) to earn the national title and subsequent No. 1 national ranking at season's end.

In 2003, Western Illinois used a 34-12 victory at FBS Eastern Michigan to jump to the top ranking after a 2-0 start. The Leathernecks fell to No. 11 LSU (FBS) the following week to drop from No. 1 to No. 2 on Sept. 15, 2003, holding the No. 1 spot for a single week.

In 2004, after opening the season with a preseason No. 2 ranking, Southern Illinois earned the No. 1 spot in the season's opening week, fell to No. 2 after an early-season loss to FBS Northern Illinois, then regained the No. 1 spot and held it for 10-straight weeks before losing in the opening round of the playoffs to Eastern Washington.

In 2005, Southern Illinois jumped all the way from No. 4 to No. 1 after the season's second week as top-ranked JMU lost to Coastal Carolina, No. 2 Furman fell to Western Carolina and No. 3 Montana lost at Oregon. The Salukis lost the ranking after losing to Western Michigan in Week 3. Western Kentucky was the benefactor, though, moving from No. 2 to No. 1 after SIU lost at Western Michigan. The Salukis (Oct. 10) and Hilltoppers (Oct. 17 and Oct. 24) both climbed into the top spot later in the season.

In 2007, UNI held the No. 1-ranking in the Sports Network poll for six-straight weeks. The Panthers leapfrogged past Montana after beating No. 6 Southern Illinois, 30-24, in the UNI-Dome on Oct. 13. The Panthers did not lose a game all season until falling at home to Delaware in the quarterfinal round of the FCS playoffs.

In 2008, North Dakota State achieved a No. 1 national ranking in its first weekend as an MVFC member and the Bison held the spot for two straight weeks. NDSU opened the season with a No. 2 national ranking in the preseason polls and leapfrogged past Appalachian State after the Mountaineers lost at LSU in the opening weekend. North Dakota State beat Austin Peay and Central Connecticut State in its first two weeks and lost the top spot after losing at Wyoming, 16-13, in the third week of the season.

In 2009, Southern Illinois held the No. 1 spot for the final three weeks of the regular season in the Sports Network poll. The Salukis leapfrogged two spots from No. 3 after a convincing 34-15 win at No. 9 South Dakota State. That win was coupled with a loss by previously unbeaten and No. 1 Richmond. Montana stayed at No. 2 in the Sports Network poll, but the Grizzlies became No. 1 in the FCS coaches poll. SIU fell to No. 6 after losing to William & Mary in the quarterfinals of the FCS playoffs.

In 2011, North Dakota State held the No. 1 spot for three separate weeks. Then-ranked No. 3 NDSU defeated No. 2 UNI, 27-19, while previously unbeaten and top-ranked Georgia Southern fell to No. 5 Appalachian State to open the door for the Bison. NDSU spent two weeks at No. 1 and then lost at home to Youngstown State. The Bison reclaimed the No. 1 ranking at season's end, beating top-ranked and unbeaten Sam Houston State in the FCS Championship Game in Frisco, Texas.

In 2012, North Dakota State was ranked No. 1 in the pre-season poll and only relinquished that spot for two weeks. Not counting that pre-season designation, the Bison held the No. 1 spot in the polls for 11 weeks in 2012, including in both season-ending polls after a convincing 39-13 win in the title game against Sam Houston State. NDSU was not ranked below No. 3 in any poll in 2012, losing only once in its second-straight title campaign (a 17-14 home loss to Indiana State on Oct. 13).

In 2013, North Dakota State went wire to wire, holding the No. 1 spot in the pre-season poll and never relinquishing it en route to a perfect 15-0 season and national championship victory against No. 7 Towson in the championship game in Frisco, Texas. Not counting the pre-season No. 1 designation in 2013, the Bison were ranked No. 1 for a league-record 14-straight weeks in one season.

In 2014, North Dakota State started the season ranked No. 1 in the coaches poll and No. 2 in The Sports Network poll (pre-season rankings), but then held the No. 1 spot in both polls for 10-straight weeks before losing at Northern Iowa, 23-3, on Nov. 8. NDSU reclaimed the top spot with a win in Frisco, Texas, in the title game -- against league member Illinois State. ISU had beaten previously top-ranked New Hampshire to clear the way for the Bison.

In 2015, North Dakota State began the pre-season as the nation's No. 1 ranked team and lost in the FCS Kickoff in August to No. 12 Montana on the game's final play from scrimmage. The Bison spent nine weeks as the nation's No. 2-rated team but didn't reclaim the No. 1 ranking until January of 2016 when NDSU toppled No. 1 Jacksonville State, 37-10, in the NCAA Division I Championship Game.

In 2016, North Dakota State was ranked as the pre-season No. 1 in the nation then held that spot for six-straight weeks to open the season. South Dakota State knocked the Bison from the top spot following a 19-17 win in the Fargodome on Oct. 15.

In 2017, the league went the whole season without a No. 1-ranked team, until North Dakota State beat previously unbeaten and No. 1 James Madison, 17-13, in the FCS championship game. The Bison highlighted five ranked MVFC teams in the final polls that year.

In 2018, it was wire-to-wire for North Dakota State, which started the season ranked No. 1 in both the STATS and FCS coaches polls and then never lost a game en route to a 38-24 win over Eastern Washington in the title game. NDSU was ranked No. 1 for 13-straight weeks during the regular season.

In 2019, North Dakota State extended its FCS-record winning streak to 37 games with the first 16-0 season in college football since 1894. The Bison defeated James Madison in the title game, 28-20.

The Bison were ranked No. 1 in the preseason poll in 2020 and held the No. 1 spot the first week of the Spring 2021 season before losing at Southern Illinois, ending its FCS and league-record 39-game winning streak.

NDSU entered the FCS playoffs as the No. 3-ranked team (and the No. 2 overall seed). Montana State knocked off previously unbeaten Sam Houston State (the No. 1 seed and No. 1-ranked team) in the semifinals. NDSU beat the Bobcats, 38-10, in the title game to earn a No. 1 ranking at season's end.

ILLINOIS STATE

Poll Date	Ranking
Sept. 23, 1985	#12 - NCAA
Sept. 30, 1985	#8 - NCAA
Sept. 14, 1987	#14 - NCAA
Sept. 23, 1991	#19 - NCAA
Sept. 20, 1993	#24 - TSN
Sept. 27, 1993	#20 - TSN
Preseason 1994	#22 - TSN
Oct. 19, 1998	#18 - TSN
Oct. 26, 1998	#21 - ESPN
Nov. 2, 1998	#17 - ESPN
Nov. 9, 1998	#25 - ESPN
Nov. 16, 1998	#24 - ESPN
Nov. 23, 1998	#19 - ESPN
FINAL 1998	#16 - TSN
Preseason 1999	#4 - TL
Sept. 6, 1999	#4 - TL
Sept. 13, 1999	#4 - TL
Sept. 20, 1999	#11 - TSN
Sept. 27, 1999	#10 - TSN
Oct. 4, 1999	#7 - TSN
Oct. 11, 1999	#6 - TSN
Oct. 18, 1999	#12 - TSN
Oct. 25, 1999	#11 - TSN
Nov. 1, 1999	#10 - TL
Nov. 8, 1999	#6 - TL
Nov. 15, 1999	#5 - TSN
Nov. 22, 1999	#5 - TSN
FINAL 1999	#3 - TSN
Preseason 2000	#4 - TSN
Sept. 4, 2000	#5 - TSN
Sept. 11, 2000	#12 - TSN
Sept. 18, 2000	#23 - TSN
Nov. 20, 2000	#25 - TSN
FINAL 2000	#24 - TSN
Preseason 2001	#16 - TSN
Sept. 3, 2001	#21 - TSN
Oct. 28, 2002	#15 - TSN
Sept. 22, 2003	#23 - TSN
Oct. 24, 2005	#18 - TSN
N14, 2005	#24 - TSN
N21, 2005	#23 - TSN
FINAL 2005	#22 - TSN
Preseason 2006	#9 - TSN
Sept. 4, 2006	#7 - TSN
Sept. 11, 2006	#6 - CSN
Sept. 18, 2006	#6 - TSN
Sept. 25, 2006	#5 - CSN
Oct. 2, 2006	#5 - CSN
Oct. 9, 2006	#5 - TSN
Oct. 16, 2006	#3 - TSN
Oct. 23, 2006	#2 - CSN
Oct. 30, 2006	#8 - CSN
Nov. 6, 2006	#7 - TSN
Nov. 13, 2006	#6 - TSN
Nov. 20, 2006	#11 - TSN
FINAL 2006	#8 - TSN
Preseason 2007	#7 - TSN
Sept. 3, 2007	#17 - TSN
Sept. 10, 2007	#15 - FCS
Sept. 17, 2007	#14 - TSN
Sept. 24, 2007	#16 - TSN
Oct. 1, 2007	#22 - FCS
Sept. 20, 2010	#25 - FCS
Sept. 27, 2010	#19 - FCS

Oct. 24, 2011	#22 - TSN
Oct. 31, 2011	#17 - TSN
Nov. 7, 2011	#14 - TSN
Nov. 14, 2011	#14 - TSN
Nov. 21, 2011	#17 - FCS
FINAL 2011	#20 - TSN
Preseason 2012	#19 - TSN
Sept. 3, 2012	#18 - TSN
Sept. 10, 2012	#15 - TSN
Sept. 17, 2012	#15 - TSN
Sept. 24, 2012	#12 - FCS
Oct. 1, 2012	#9 - TSN
Oct. 8, 2012	#14 - TSN
Oct. 15, 2012	#11 - TSN
Oct. 22, 2012	#17 - TSN
Oct. 29, 2012	#17 - TSN
Nov. 5, 2012	#15 - TSN
Nov. 12, 2012	#11 - TSN
Nov. 19, 2012	#15 - FCS
FINAL 2012	#8 - TSN
Preseason 2013	#10 - FCS
Sept. 2, 2013	#17 - FCS
Sept. 9, 2013	#16 - FCS
Sept. 16, 2013	#24 - FCS
Sept. 23, 2013	#24 - FCS
Sept. 30, 2013	#24 - FCS
Sept. 6, 2014	#15 - TSN
Oct. 13, 2014	#9 - FCS
Oct. 20, 2014	#9 - TSN
Oct. 27, 2014	#6 - FCS
Nov. 3, 2014	#12 - TSN
Nov. 10, 2014	#7 - FCS
Nov. 17, 2014	#7 - FCS
Nov. 24, 2014	#7 - TSN
FINAL 2014	#2 - TSN
Preseason 2015	#2 - FCS
Sept. 7, 2015	#4 - Stats
Sept. 14, 2015	#5 - Stats
Sept. 21, 2015	#4 - Stats
Sept. 28, 2015	#4 - FCS
Oct. 5, 2015	#4 - FCS
Oct. 12, 2015	#4 - FCS
Oct. 19, 2015	#3 - Stats
Oct. 26, 2015	#3 - FCS
Nov. 2, 2015	#2 - FCS
Nov. 9, 2015	#6 - FCS
Nov. 16, 2015	#6 - FCS
Nov. 23, 2015	#4 - FCS
FINAL 2015	#5 - FCS
Preseason 2016	#8 - FCS
Sept. 5, 2016	#9 - FCS
Sept. 12, 2016	#5 - FCS
Sept. 19, 2016	#9 - Stats
Sept. 26, 2016	#18 - Stats
Oct. 3, 2016	#22 - Hero
Nov. 14, 2016	#25 - FCS
Preseason 2017	#18 - FCS
Sept. 4, 2017	#15 - FCS
Sept. 11, 2017	#14 - FCS
Sept. 18, 2017	#12 - FCS
Sept. 25, 2017	#8 - FCS
Oct. 2, 2017	#7 - FCS
Oct. 9, 2017	#15 - Stats
Oct. 16, 2017	#24 - Stats
Oct. 23, 2017	#16 - Stats

Oct. 30, 2017	#12 - Stats
Nov. 6, 2017	#17 - Stats
Nov. 13, 2017	#21 - Stats
Nov. 20, 2017	#23 - Stats
Preseason 2018	#20 - FCS
Sept. 3, 2018	#19 - Stats
Sept. 10, 2018	#18 - Stats
Sept. 17, 2018	#15 - Stats
Sept. 24, 2018	#9 - Stats
Oct. 1, 2018	#14 - FCS
Oct. 8, 2018	#12 - Stats
Oct. 15, 2018	#7 - FCS
Oct. 22, 2018	#9 - FCS
Oct. 29, 2018	#13 - FCS
Nov. 5, 2018	#22 - FCS
Preseason 2019	#13 - FCS
Sept. 2, 2019	#16 - Stats
Sept. 9, 2019	#12 - FCS
Sept. 16, 2019	#10 - FCS
Sept. 23, 2019	#8 - FCS
Sept. 30, 2019	#6 - FCS
Oct. 7, 2019	#13 - FCS
Oct. 14, 2019	#10 - FCS
Oct. 21, 2019	#7 - FCS
Oct. 28, 2019	#7 - Stats
Nov. 4, 2019	#11 - Stats
Nov. 11, 2019	#7 - Stats
Nov. 18, 2019	#6 - Stats
Nov. 25, 2019	#13 - Stats
FINAL 2019	#7 - Stats
Preseason 2020	#9 - Stats
Feb. 22, 2021	#7 - Stats
March 1, 2021	#15 - Stats
March 8, 2021	#22 - Stats

INDIANA STATE

Poll Date	Ranking
Preseason 1989	#14 - NCAA
Oct. 9, 1995	#23 - TSN
Oct. 23, 1995	#22 - TSN
Nov. 6, 1995	#14 - TSN
Nov. 13, 1995	#19 - TSN
Nov. 20, 1995	#24 - TSN
FINAL 1995	#24 - TSN
Preseason 1996	#24 - TSN
Sept. 2, 1996	#25 - TSN
Oct. 14, 1996	#23 - TSN
Oct. 21, 1996	#21 - TSN
Oct. 28, 1996	#23 - TSN
Nov. 4, 1996	#21 - TSN
Sept. 26, 2011	#23 - FCS
Oct. 3, 2011	#17 - TSN
Oct. 10, 2011	#21 - TSN
Oct. 17, 2011	#16 - FCS
Oct. 24, 2011	#18 - FCS
Oct. 31, 2011	#16 - FCS
Nov. 7, 2011	#23 - FCS
Nov. 14, 2011	#23 - FCS
Preseason 2012	#23 - TSN
Sept. 3, 2012	#23 - TSN
Sept. 10, 2012	#22 - TSN
Sept. 17, 2012	#22 - TSN
Oct. 15, 2012	#21 - TSN
Oct. 22, 2012	#15 - TSN
Oct. 29, 2012	#14 - TSN
Nov. 5, 2012	#18 - TSN

Nov. 12, 2012	#18 - TSN
Nov. 19, 2012	#23 - TSN
Sept. 29, 2014	#25 - TSN
Oct. 6, 2014	#20 - TSN
Oct. 13, 2014	#22 - TSN
Oct. 20, 2014	#22 - TSN
Oct. 27, 2014	#19 - TSN
Nov. 3, 2014	#17 - TSN
Nov. 10, 2014	#23 - TSN
Nov. 17, 2014	#18 - TSN
Nov. 24, 2014	#21 - FCS
FINAL 2014	#19 - TSN
Preseason 2015	#20 - FCS
Sept. 7, 2015	#21 - FCS
Sept. 14, 2015	#23 - Stats
Sept. 21, 2015	#22 - Stats
Sept. 28, 2015	#21 - Stats
Oct. 5, 2015	#19 - Stats
Oct. 12, 2015	#21 - Stats
Oct. 19, 2015	#18 - Stats
Oct. 26, 2015	#21 - Stats
Nov. 2, 2015	#23 - Stats
Sept. 26, 2016	#24 - Stats
Nov. 12, 2018	#24 - FCS
Nov. 19, 2018	#22 - FCS
FINAL 2018	#25 - FCS
Preseason 2019	#16 - Stats
Sept. 2, 2019	#14 - Stats

MISSOURI STATE

Poll Date	Ranking
Sept. 30, 1985	#18 - NCAA
Oct. 7, 1985	#17 - NCAA
Oct. 14, 1985	#15 - NCAA
Sept. 14, 1987	#18 - NCAA
Preseason 1989	#10 - NCAA
Sept. 18, 1989	#5 - NCAA
Sept. 25, 1989	#5 - NCAA
Oct. 2, 1989	#4 - NCAA
Oct. 9, 1989	#4 - NCAA
Oct. 16, 1989	#8 - NCAA
Oct. 23, 1989	#7 - NCAA
Oct. 30, 1989	#5 - NCAA
Nov. 6, 1989	#5 - NCAA
Nov. 13, 1989	#9 - NCAA
FINAL 1989	#9 - NCAA
Preseason 1990	#7 - NCAA
Sept. 10, 1990	#10 - TSN
Sept. 17, 1990	#6 - NCAA
Sept. 24, 1990	#6 - NCAA
Oct. 1, 1990	#3 - NCAA
Oct. 8, 1990	#3 - NCAA
Oct. 15, 1990	#2 - NCAA
Oct. 22, 1990	#2 - NCAA
Oct. 29, 1990	#2 - NCAA
Nov. 5, 1990	#8 - NCAA
Nov. 12, 1990	#8 - NCAA
FINAL 1990	#6 - NCAA
Preseason 1991	#13 - TSN
Sept. 16, 1991	#17 - NCAA
Sept. 23, 1991	#12 - NCAA
Sept. 30, 1991	#19 - NCAA
Oct. 7, 1991	#15 - NCAA
Oct. 14, 1991	#18 - TSN
Oct. 21, 1991	#18 - NCAA
Oct. 28, 1991	#17 - NCAA
Nov. 4, 1991	#24 - TSN

Fearsome Foursome

A minimum of four conference teams have been ranked in the same Top 25 poll 218 times in league history, including a league-record 15 polls (every week) in 2019.

Top Seasons With 4+ MVFC Teams Ranked

2019	15 polls
2021	14 polls
2014	14 polls
2017	13 polls
2015	13 polls
2006	13 polls
2012	12 polls
2003	11 polls
2008	11 polls
2016	11 polls
20-21	11 polls



North Dakota State has been the nation's No. 1 team for more weeks than any other MVFC team.

MVFC at No. 1

League teams have spent a combined 125 weeks as the nation's No. 1 team, which includes pre-season polls.

North Dakota State (70 weeks total)
S1-S8, 2008 (2-straight weeks)

⇒ *Lost ranking with a 16-13 loss to Wyoming*

O31-N7, 2011 (2-straight weeks)
⇒ *Lost ranking with a 27-24 loss to Youngstown State*

FINAL 2011 Poll (1 week)

⇒ *Won National Championship*
PRE-O8, 2012 (7-straight weeks)
⇒ *Lost ranking with a 17-14 loss to Indiana State*

O29- FINAL 2012 (5-straight weeks)

⇒ *Won National Championship*
PRE - FINAL 2013 (15-straight weeks)
⇒ *Won National Championship*
PRE-N3, 2014 (11-straight weeks)
⇒ *Lost ranking with a 23-3 loss to Northern Iowa*

FINAL 2014 (1 week)

⇒ *Won National Championship*
Preseason 2015 (1 week)
⇒ *Lost ranking with a 38-35 loss to Montana*

FINAL 1996 (1 week)

⇒ *Won National Championship*
Preseason 2016 (7 weeks)
⇒ *Lost ranking with 19-17 loss to SDSU*

FINAL 2017 (1 week)

⇒ *Won National Championship*
PRE - FINAL 2018 (14-straight weeks)
⇒ *Won National Championship*

PRE - FINAL 2019 (15-straight weeks)

⇒ *Won National Championship*
PRE - F22, 2021 (2-straight weeks)
⇒ *Lost ranking with a 38-14 loss to SIU*

FINAL 2021 (1 week)

⇒ *Won National Championship*

UNI (11 weeks total)

O5 - N2, 1992 (5-straight weeks)
⇒ *Lost ranking with a 21-15 loss to Eastern Illinois*

O15 - N19, 2007 (6-straight weeks)
⇒ *Lost ranking after losing in the FCS quarterfinals to Delaware*

Southern Illinois (16 weeks total)

Sept. 6, 2004 (1 week)
⇒ *Lost ranking with a 23-22 loss to Northern Illinois*

S20 - N22, 2004 (10-straight wks.)
⇒ *Lost ranking with a 35-31 loss to Eastern Washington*

Sept. 12, 2005 (1 week)
⇒ *Lost ranking with a 34-28 loss to Western Michigan*

Oct. 10, 2005 (1 week)

⇒ *Lost ranking with a 61-35 loss to Illinois State*

Nov. 11, 1991 #21 - TSN

Preseason 1992 #20 - NCAA

Sept. 14, 1992 #17 - NCAA

Sept. 21, 1992 #11 - NCAA

Sept. 28, 1992 #17 - NCAA

Oct. 5, 1992 #16 - NCAA

Oct. 12, 1992 #17 - NCAA

Oct. 19, 1992 #14 - NCAA

Oct. 26, 1992 #13 - NCAA

Nov. 2, 1992 #12 - NCAA

Nov. 9, 1992 #11 - NCAA

Nov. 16, 1992 #22 - TSN

Preseason 1993 #17 - TSN

Sept. 13, 1993 #21 - TSN

Preseason 1996 #21 - TSN

Sept. 2, 1996 #21 - TSN

Sept. 9, 1996 #14 - TSN

Sept. 16, 1996 #10 - TSN

Sept. 23, 1996 #8 - TSN

Sept. 30, 1996 #7 - TSN

Oct. 7, 1996 #6 - TSN

Oct. 14, 1996 #5 - TSN

Oct. 21, 1996 #9 - TSN

Oct. 28, 1996 #7 - TSN

Nov. 4, 1996 #14 - TSN

Nov. 11, 1996 #20 - TSN

Nov. 18, 1996 #21 - TSN

Nov. 25, 1996 #21 - TSN

FINAL 1996 #23 - TSN

Preseason 1997 #21 - ESPN

Sept. 22, 2014 #24 - FCS

Sept. 29, 2014 #23 - FCS

Oct. 1, 2018 #24 - Stats

March 29, 2021 #19 - Stats

April 5, 2021 #15 - Stats

April 12, 2021 #14 - Stats

April 19, 2021 #12 - Stats

FINAL Spring 2021 #13 - Stats

Preseason 2021 #24 - Stats

Sept. 6, 2021 #23 - Stats

Sept. 13, 2021 #17 - Stats

Sept. 20, 2021 #18 - Stats

Sept. 27, 2021 #16 - Stats

Oct. 4, 2021 #15 - Stats

Oct. 11, 2021 #20 - Stats

Oct. 18, 2021 #17 - Stats

Oct. 25, 2021 #17 - Stats

Nov. 1, 2021 #17 - Stats

Nov. 8, 2021 #14 - FCS

Nov. 15, 2021 #14 - Stats

Nov. 22, 2021 #10 - FCS

FINAL 2021 #14 - Stats

NORTH DAKOTA STATE

Poll Date Ranking

Feb. 22, 2021 #14 - Stats

March 1, 2021 #4 - Stats

March 8, 2021 #3 - Stats

March 15, 2021 #2 - Stats

March 22, 2021 #6 - Stats

March 29, 2021 #6 - Stats

April 5, 2021 #6 - Stats

April 12, 2021 #6 - Stats

April 19, 2021 #6 - FCS

FINAL Spring 2021 #6 - Stats

Preseason 2021 #7 - Stats

Sept. 6, 2021 #7 - FCS

Sept. 13, 2021 #11 - Stats

Sept. 20, 2021 #10 - Stats

Sept. 27, 2021 #10 - Stats

Oct. 4, 2021 #13 - Stats

Oct. 11, 2021 #22 - Stats

NORTH DAKOTA STATE

Poll Date Ranking

Preseason 2008 #2 - TSN

Sept. 1, 2008 #1 - FCS

Sept. 8, 2008 #1 - FCS

Sept. 15, 2008 #2 - FCS

Sept. 22, 2008 #7 - FCS

Sept. 29, 2008 #6 - FCS

Oct. 6, 2008 #6 - FCS

Oct. 13, 2008 #16 - FCS

Oct. 20, 2008 #25 - FCS

Oct. 27, 2008 #24 - FCS

Nov. 3, 2008 #23 - FCS

Nov. 10, 2008 #25 - FCS

Nov. 17, 2008 #24 - FCS

Sept. 6, 2010 #21 - TSN

Sept. 13, 2010 #23 - TSN

Sept. 20, 2010 #18 - TSN

Sept. 27, 2010 #13 - TSN

Oct. 4, 2010 #17 - FCS

Oct. 11, 2010 #14 - FCS

Oct. 18, 2010 #24 - FCS

Oct. 25, 2010 #22 - FCS

Nov. 1, 2010 #20 - FCS

Nov. 8, 2010 #21 - FCS

Nov. 15, 2010 #17 - TSN

Nov. 22, 2010 #21 - FCS

FINAL 2010 #9 - FCS

Preseason 2011 #11 - TSN

Sept. 6, 2011 #8 - FCS

Sept. 12, 2011 #6 - FCS

Sept. 19, 2011 #8 - TSN

Sept. 26, 2011 #5 - TSN

Oct. 3, 2011 #4 - TSN

Oct. 10, 2011 #4 - TSN

Oct. 17, 2011 #3 - TSN

Oct. 24, 2011 #3 - TSN

Oct. 31, 2011 #1 - TSN

Nov. 7, 2011 #1 - TSN

Nov. 14, 2011 #5 - TSN

Nov. 21, 2011 #4 - TSN

FINAL 2011 #1 - TSN

Preseason 2012 #1 - FCS

Sept. 3, 2012 #1 - FCS

Sept. 10, 2012 #1 - TSN

Sept. 17, 2012 #1 - TSN

Sept. 24, 2012 #1 - TSN

Oct. 1, 2012 #1 - TSN

Oct. 8, 2012 #1 - TSN

Oct. 15, 2012 #3 - TSN

Oct. 22, 2012 #3 - TSN

Oct. 29, 2012 #1 - TSN

Nov. 5, 2012 #1 - TSN

Nov. 12, 2012 #1 - TSN

Nov. 19, 2012 #1 - TSN

FINAL 2012 #1 - TSN

Preseason 2013 #1 - TSN

Sept. 2, 2013 #1 - TSN

Sept. 9, 2013 #1 - TSN

Sept. 16, 2013 #1 - TSN

Sept. 23, 2013 #1 - TSN

Sept. 30, 2013 #1 - TSN

Oct. 7, 2013 #1 - TSN

Oct. 14, 2013 #1 - TSN

Oct. 21, 2013 #1 - TSN

Oct. 28, 2013 #1 - TSN

Nov. 4, 2013 #1 - TSN

Nov. 11, 2013 #1 - TSN

Nov. 18, 2013 #1 - TSN

Nov. 25, 2013 #1 - TSN

FINAL 2013 #1 - TSN

Preseason 2014 #1 - FCS

Sept. 1, 2014 #1 - TSN

Sept. 8, 2014 #1 - TSN

Sept. 15, 2014 #1 - TSN

Sept. 22, 2014 #1 - TSN

Sept. 29, 2014 #1 - TSN

Oct. 6, 2014 #1 - TSN

Oct. 13, 2014 #1 - TSN

Oct. 20, 2014 #1 - TSN

Oct. 27, 2014 #1 - TSN

Nov. 3, 2014 #1 - TSN

Nov. 10, 2014 #4 - TSN

Nov. 17, 2014 #3 - TSN

Nov. 24, 2014 #2 - TSN

FINAL 2014 #1 - TSN

Preseason 2015 #1 - FCS

Sept. 7, 2015 #2 - FCS

Sept. 14, 2015 #2 - FCS

Sept. 21, 2015 #2 - FCS

Sept. 28, 2015 #2 - FCS

Oct. 5, 2015 #2 - FCS

Oct. 12, 2015 #2 - FCS

Oct. 19, 2015 #3 - FCS

Oct. 26, 2015 #6 - FCS

Nov. 2, 2015 #6 - Stats

Nov. 9, 2015 #2 - Stats

Nov. 16, 2015 #2 - Stats

Nov. 23, 2015 #2 - Stats

FINAL 2015 #1 - FCS

Preseason 2016 #1 - FCS

Sept. 5, 2016 #1 - FCS

Sept. 12, 2016 #1 - FCS

Sept. 19, 2016 #1 - FCS

Sept. 26, 2016 #1 - FCS

Oct. 3, 2016 #1 - FCS

Oct. 10, 2016 #1 - FCS

Oct. 17, 2016 #4 - FCS

Oct. 24, 2016 #4 - FCS

Oct. 31, 2016 #4 - FCS

Nov. 7, 2016 #4 - FCS

Nov. 14, 2016 #4 - FCS

Nov. 21, 2016 #3 - FCS

FINAL 2016 #3 - FCS

Sept. 22, 1986 #11 - NCAA
 Sept. 29, 1986 #10 - NCAA
 Oct. 6, 1986 #8 - NCAA
 Oct. 13, 1986 #16 - NCAA
 Preseason 1987 #7 - NCAA
 Sept. 14, 1987 #12 - NCAA
 Sept. 21, 1987 #6 - NCAA
 Sept. 28, 1987 #4 - NCAA
 Oct. 5, 1987 #11 - NCAA
 Oct. 12, 1987 #18 - NCAA
 Oct. 19, 1987 #12 - NCAA
 Oct. 26, 1987 #10 - NCAA
 Nov. 2, 1987 #7 - NCAA
 Nov. 9, 1987 #5 - NCAA
 Nov. 16, 1987 #4 - NCAA
 FINAL 1987 #4 - NCAA
 Preseason 1988 #8 - NCAA
 Oct. 30, 1989 #17 - NCAA
 FINAL 1989 #20 - NCAA
 Sept. 24, 1990 #18 - NCAA
 Oct. 1, 1990 #17 - NCAA
 Oct. 8, 1990 #13 - NCAA
 Oct. 15, 1990 #10 - NCAA
 Oct. 22, 1990 #17 - NCAA
 Oct. 29, 1990 #17 - NCAA
 Nov. 5, 1990 #14 - NCAA
 Nov. 12, 1990 #12 - NCAA
 FINAL 1990 #11 - NCAA
 Preseason 1991 #7 - NCAA
 Sept. 16, 1991 #5 - NCAA
 Sept. 23, 1991 #17 - NCAA
 Sept. 30, 1991 #9 - NCAA
 Oct. 7, 1991 #7 - NCAA
 Oct. 14, 1991 #3 - TSN
 Oct. 21, 1991 #3 - TSN
 Oct. 28, 1991 #3 - TSN
 Nov. 4, 1991 #3 - TSN
 Nov. 11, 1991 #3 - TSN
 Nov. 18, 1991 #3 - TSN
 FINAL 1991 #3 - TSN
 Preseason 1992 #3 - TSN
 Sept. 7, 1992 #3 - TSN
 Sept. 14, 1992 #3 - TSN
 Sept. 21, 1992 #3 - TSN
 Sept. 28, 1992 #2 - NCAA
 Oct. 5, 1992 #1 - NCAA
 Oct. 12, 1992 #1 - NCAA
 Oct. 19, 1992 #1 - NCAA
 Oct. 26, 1992 #1 - NCAA
 Nov. 2, 1992 #1 - NCAA
 Nov. 9, 1992 #4 - NCAA
 Nov. 16, 1992 #3 - NCAA
 FINAL 1992 #3 - NCAA
 Preseason 1993 #4 - TSN
 Sept. 13, 1993 #14 - TSN
 Sept. 20, 1993 #14 - TSN
 Sept. 27, 1993 #11 - TSN
 Oct. 4, 1993 #11 - TSN
 Oct. 11, 1993 #9 - TSN
 Oct. 18, 1993 #9 - TSN
 Oct. 25, 1993 #17 - TSN
 Nov. 1, 1993 #15 - TSN
 Nov. 8, 1993 #13 - TSN
 Nov. 15, 1993 #13 - TSN
 FINAL 1993 #13 - TSN
 Preseason 1994 #8 - TSN
 Sept. 5, 1994 #3 - TSN

Sept. 12, 1994 #9 - TSN
 Sept. 19, 1994 #9 - TSN
 Sept. 26, 1994 #13 - TSN
 Oct. 3, 1994 #11 - TSN
 Oct. 10, 1994 #9 - TSN
 Oct. 17, 1994 #8 - TSN
 Oct. 24, 1994 #7 - TSN
 Oct. 31, 1994 #8 - TSN
 Nov. 7, 1994 #14 - TSN
 Nov. 14, 1994 #14 - TSN
 FINAL 1994 #11 - TSN
 Preseason 1995 #19 - TSN
 Sept. 4, 1995 #23 - TSN
 Sept. 11, 1995 #21 - TSN
 Sept. 18, 1995 #22 - TSN
 Sept. 25, 1995 #22 - TSN
 Oct. 2, 1995 #21 - TSN
 Oct. 9, 1995 #18 - TSN
 Oct. 16, 1995 #14 - TSN
 Oct. 23, 1995 #11 - TSN
 Oct. 30, 1995 #11 - TSN
 Nov. 6, 1995 #15 - TSN
 Nov. 13, 1995 #22 - TSN
 Nov. 20, 1995 #18 - TSN
 FINAL 1995 #13 - TSN
 Preseason 1996 #7 - TSN
 Sept. 2, 1996 #6 - TSN
 Sept. 9, 1996 #5 - TSN
 Sept. 16, 1996 #3 - TSN
 Sept. 23, 1996 #5 - TSN
 Sept. 30, 1996 #3 - TSN
 Oct. 7, 1996 #3 - TSN
 Oct. 14, 1996 #3 - TSN
 Oct. 21, 1996 #3 - TSN
 Oct. 28, 1996 #3 - TSN
 Nov. 4, 1996 #3 - TSN
 Nov. 11, 1996 #3 - TSN
 Nov. 18, 1996 #3 - TSN
 Nov. 25, 1996 #3 - TSN
 FINAL 1996 #3 - TSN
 Preseason 1997 #3 - TSN
 Sept. 2, 1997 #4 - TSN
 Sept. 8, 1997 #11 - ESPN
 Sept. 15, 1997 #10 - ESPN
 Sept. 22, 1997 #21 - ESPN
 Sept. 29, 1997 #22 - ESPN
 Oct. 6, 1997 #17 - TSN
 Oct. 13, 1997 #24 - TSN
 Oct. 20, 1997 #16 - ESPN
 Oct. 27, 1997 #25 - ESPN
 Preseason 1998 #5 - TSN
 Sept. 7, 1998 #5 - TSN
 Sept. 14, 1998 #6 - TSN
 Sept. 21, 1998 #17 - TSN
 Sept. 28, 1998 #17 - TSN
 Nov. 3, 1998 #25 - TSN
 FINAL 1998 #25 - ESPN
 Preseason 1999 #10 - TL
 Sept. 6, 1999 #9 - TSN
 Sept. 13, 1999 #6 - TSN
 Sept. 20, 1999 #3 - TL
 Sept. 27, 1999 #3 - TL
 Oct. 4, 1999 #9 - TSN
 Oct. 11, 1999 #8 - TSN
 Oct. 18, 1999 #6 - ESPN
 Oct. 25, 1999 #12 - ESPN
 Nov. 1, 1999 #13 - TSN

Nov. 8, 1999 #11 - TSN
 Nov. 15, 1999 #17 - ESPN
 Nov. 22, 1999 #16 - TL
 FINAL 1999 #15 - TSN
 Preseason 2000 #10 - TSN
 Sept. 4, 2000 #11 - TSN
 Sept. 11, 2000 #16 - TSN
 Sept. 18, 2000 #23 - ESPN
 Sept. 25, 2000 #24 - ESPN
 Oct. 2, 2000 #21 - ESPN
 Oct. 9, 2000 #16 - ESPN
 Oct. 30, 2000 #24 - TSN
 Nov. 6, 2000 #23 - TSN
 Nov. 13, 2000 #18 - TSN
 Nov. 20, 2000 #21 - TSN
 FINAL 2000 #19 - TSN
 Preseason 2001 #18 - TSN
 Sept. 3, 2001 #24 - TSN
 Sept. 24, 2001 #24 - TSN
 Oct. 1, 2001 #15 - ESPN
 Oct. 8, 2001 #14 - ESPN
 Oct. 15, 2001 #11 - ESPN
 Oct. 22, 2001 #9 - ESPN
 Oct. 29, 2001 #15 - ESPN
 Nov. 5, 2001 #13 - ESPN
 Nov. 12, 2001 #8 - TSN
 Nov. 19, 2001 #7 - TSN
 Nov. 26, 2001 #6 - TSN
 FINAL 2001 #4 - TSN
 Preseason 2002 #3 - TSN
 Sept. 2, 2002 #2 - TSN
 Sept. 9, 2002 #4 - TSN
 Sept. 16, 2002 #5 - ESPN
 Sept. 23, 2002 #6 - TSN
 Sept. 30, 2002 #6 - TSN
 Oct. 7, 2002 #12 - TSN
 Oct. 14, 2002 #21 - TSN
 Oct. 21, 2002 #17 - TSN
 Sept. 29, 2003 #15 - ESPN
 Oct. 6, 2003 #12 - TSN
 Oct. 13, 2003 #11 - TSN
 Oct. 20, 2003 #9 - TSN
 Oct. 27, 2003 #6 - TSN
 Nov. 3, 2003 #6 - TSN
 Nov. 10, 2003 #11 - TSN
 Nov. 17, 2003 #7 - TSN
 Nov. 24, 2003 #6 - ESPN
 FINAL 2003 #5 - TSN
 Preseason 2004 #6 - TSN
 Sept. 6, 2004 #9 - TSN
 Sept. 13, 2004 #7 - TSN
 Sept. 20, 2004 #13 - TSN
 Sept. 27, 2004 #14 - ESPN
 Oct. 4, 2004 #21 - ESPN
 Nov. 15, 2004 #25 - TSN
 FINAL 2004 #25 - TSN
 Preseason 2005 #12 - TSN
 Sept. 5, 2005 #12 - TSN
 Sept. 12, 2005 #9 - TSN
 Sept. 19, 2005 #10 - TSN
 Sept. 26, 2005 #8 - TSN
 Oct. 3, 2005 #6 - ESPN
 Oct. 10, 2005 #14 - TSN
 Oct. 17, 2005 #13 - TSN
 Oct. 24, 2005 #21 - TSN
 Oct. 31, 2005 #14 - ESPN
 Nov. 7, 2005 #12 - ESPN

Nov. 14, 2005 #10 - TSN
 Nov. 21, 2005 #6 - ESPN
 FINAL 2005 #2 - TSN
 Preseason 2006 #4 - TSN
 Sept. 4, 2006 #3 - TSN
 Sept. 11, 2006 #12 - TSN
 Sept. 18, 2006 #12 - TSN
 Sept. 25, 2006 #13 - TSN
 Oct. 2, 2006 #13 - CSN
 Oct. 9, 2006 #14 - TSN
 Oct. 16, 2006 #13 - CSN
 Oct. 23, 2006 #7 - TSN
 Oct. 30, 2006 #12 - CSN
 Nov. 6, 2006 #11 - CSN
 Nov. 13, 2006 #20 - TSN
 Nov. 20, 2006 #15 - CSN
 FINAL 2006 #17 - TSN
 Preseason 2007 #9 - TSN
 Sept. 3, 2007 #7 - FCS
 Sept. 10, 2007 #4 - TSN
 Sept. 17, 2007 #4 - TSN
 Sept. 24, 2007 #3 - TSN
 Oct. 1, 2007 #2 - TSN
 Oct. 8, 2007 #2 - TSN
 Oct. 15, 2007 #1 - TSN
 Oct. 22, 2007 #1 - TSN
 Oct. 29, 2007 #1 - TSN
 Nov. 5, 2007 #1 - TSN
 Nov. 12, 2007 #1 - TSN
 Nov. 19, 2007 #1 - TSN
 FINAL 2007 #4 - TSN
 Preseason 2008 #3 - TSN
 Sept. 1, 2008 #5 - FCS
 Sept. 8, 2008 #8 - FCS
 Sept. 15, 2008 #7 - FCS
 Sept. 22, 2008 #5 - TSN
 Sept. 29, 2008 #10 - TSN
 Oct. 6, 2008 #8 - FCS
 Oct. 13, 2008 #4 - FCS
 Oct. 20, 2008 #4 - FCS
 Oct. 27, 2008 #4 - FCS
 Nov. 3, 2008 #4 - TSN
 Nov. 10, 2008 #4 - TSN
 Nov. 17, 2008 #4 - TSN
 Nov. 23, 2008 #4 - TSN
 FINAL 2008 #4 - TSN
 Preseason 2009 #4 - TSN
 Sept. 7, 2009 #4 - TSN
 Sept. 14, 2009 #3 - TSN
 Sept. 21, 2009 #3 - TSN
 Sept. 28, 2009 #3 - TSN
 Oct. 5, 2009 #3 - TSN
 Oct. 12, 2009 #2 - TSN
 Oct. 19, 2009 #6 - TSN
 Oct. 26, 2009 #12 - TSN
 Nov. 2, 2009 #11 - TSN
 Nov. 9, 2009 #11 - TSN
 Nov. 16, 2009 #9 - TSN
 Nov. 23, 2009 #15 - FCS
 FINAL 2009 #18 - TSN
 Preseason 2010 #13 - FCS
 Sept. 6, 2010 #13 - FCS
 Sept. 13, 2010 #10 - FCS
 Sept. 20, 2010 #15 - TSN
 Sept. 27, 2010 #17 - TSN
 Oct. 4, 2010 #15 - TSN
 Oct. 11, 2010 #22 - TSN

Nov. 9, 2009 (3 weeks)
 ⇨ *Lost ranking with a 24-3 loss to #6 William & Mary*

Western Illinois (1 week total)
 Sept. 8, 2003 (1 week)
 ⇨ *Lost ranking with a 35-7 loss at No. 11 LSU*

Western Kentucky (4 weeks total)
 FINAL 2002 Poll (1 week)
 Sept. 19, 2005 (1 week)
 ⇨ *Lost ranking with a 37-14 loss at Auburn*
 O17 - O24, 2005 (2-straight wks.)
 ⇨ *Lost ranking with a 31-20 loss to Southern Illinois*

Youngstown State (8 weeks total)
 O6 - O13, 1997 (2-straight weeks)
 ⇨ *Lost ranking with a 35-32 loss to UNI*
 FINAL 1997 Poll (1 week)
 Preseason 1998 Poll (1 week)
 S7 - S28, 1998 (4-straight weeks)
 ⇨ *Lost ranking with a 14-0 loss to Western Illinois*



Youngstown State had its string of 41-straight top-25 poll appearances broken during the 2008 season.

Beating No. 1

Ten different times a league school has been knocked from the No. 1 slot by another conference school, the most recent occurring in Spring 2021 when Southern Illinois knocked off No. 1 NDSU, 38-14, in Carbondale, Ill.

A Valley Football school has beaten a No. 1-ranked non-conference team eight times. Youngstown State defeated Villanova in the 1997 playoffs, while in 1993, Illinois State beat a No. 1 YSU team, before the Penguins were a Missouri Valley Football member. In 2002, Western Kentucky beat No. 1-ranked McNeese State in the FCS title game. UNI beat top-ranked New Hampshire in the 2005 playoffs. In 2011, North Dakota State beat No. 1 Sam Houston State in the FCS title game. In 2014, Illinois State upended top-ranked New Hampshire in the playoff semifinals. In 2015, North Dakota State beat No. 1 Jacksonville State in the title game. And in 2017, North Dakota State defeated previously unbeaten and No. 1 ranked James Madison in the title game. The MVFC is 8-14 in non-conference tilts vs. No. 1-ranked teams.

Oct. 18, 2010	#19 - TSN
Oct. 25, 2010	#19 - TSN
Nov. 1, 2010	#17 - TSN
Nov. 8, 2010	#16 - TSN
Nov. 15, 2010	#12 - FCS
Nov. 22, 2010	#16 - TSN
FINAL 2010	#18 - FCS
Preseason 2011	#7 - TSN
Sept. 6, 2011	#3 - FCS
Sept. 12, 2011	#2 - TSN
Sept. 19, 2011	#2 - TSN
Sept. 26, 2011	#2 - TSN
Oct. 3, 2011	#2 - TSN
Oct. 10, 2011	#2 - TSN
Oct. 17, 2011	#2 - TSN
Oct. 24, 2011	#2 - TSN
Oct. 31, 2011	#6 - TSN
Nov. 7, 2011	#5 - TSN
Nov. 14, 2011	#4 - TSN
Nov. 21, 2011	#2 - TSN
FINAL 2011	#5 - FCS
Preseason 2012	#7 - FCS
Sept. 3, 2012	#7 - FCS
Sept. 10, 2012	#6 - FCS
Sept. 17, 2012	#8 - TSN
Sept. 24, 2012	#14 - TSN
Oct. 1, 2012	#22 - TSN
Preseason 2013	#16 - FCS
Sept. 2, 2013	#9 - TSN
Sept. 9, 2013	#7 - TSN
Sept. 16, 2013	#7 - TSN
Sept. 23, 2013	#5 - TSN
Sept. 30, 2013	#4 - TSN
Oct. 7, 2013	#4 - TSN
Oct. 14, 2013	#11 - TSN
Oct. 21, 2013	#17 - FCS
Preseason 2014	#9 - TSN
Sept. 1, 2014	#8 - TSN
Sept. 8, 2014	#10 - TSN
Sept. 15, 2014	#11 - TSN
Sept. 22, 2014	#10 - TSN
Sept. 29, 2014	#10 - TSN
Oct. 6, 2014	#21 - TSN
Oct. 13, 2014	#20 - TSN
Oct. 20, 2014	#23 - TSN
Oct. 27, 2014	#22 - TSN
Nov. 3, 2014	#19 - TSN
Nov. 10, 2014	#11 - TSN
Nov. 17, 2014	#11 - TSN
Nov. 24, 2014	#10 - TSN
FINAL 2014	#10 - TSN
Preseason 2015	#10 - FCS
Sept. 7, 2015	#14 - FCS
Sept. 14, 2015	#9 - Stats
Sept. 21, 2015	#6 - FCS
Sept. 28, 2015	#6 - FCS
Oct. 5, 2015	#10 - FCS
Oct. 12, 2015	#12 - FCS
Oct. 19, 2015	#22 - Stats
Oct. 26, 2015	#18 - Stats
Nov. 2, 2015	#17 - Stats
Nov. 9, 2015	#17 - Stats
Nov. 16, 2015	#15 - FCS
Nov. 23, 2015	#14 - FCS
FINAL 2015	#6 - FCS
Preseason 2016	#4 - Hero
Sept. 5, 2016	#3 - FCS
Sept. 12, 2016	#9 - Hero

Sept. 19, 2016	#14 - FCS
Sept. 26, 2016	#12 - FCS
Oct. 3, 2016	#11 - FCS
Oct. 10, 2016	#19 - Hero
Preseason 2017	#18 - Stats
Sept. 4, 2017	#21 - Stats
Sept. 11, 2017	#18 - FCS
Sept. 18, 2017	#24 - FCS
Sept. 25, 2017	#20 - FCS
Oct. 2, 2017	#21 - FCS
Oct. 23, 2017	#25 - FCS
Nov. 6, 2017	#25 - Stats
Nov. 13, 2017	#24 - Stats
Nov. 20, 2017	#20 - Stats
FINAL 2017	#17 - Stats
Preseason 2018	#12 - FCS
Sept. 3, 2018	#18 - FCS
Sept. 10, 2018	#18 - Stats
Sept. 17, 2018	#22 - Stats
Sept. 24, 2018	#21 - FCS
Oct. 1, 2018	#22 - Stats
Oct. 15, 2018	#25 - Stats
Oct. 22, 2018	#17 - Stats
Nov. 5, 2018	#22 - Stats
FINAL 2018	#23 - Stats
Preseason 2019	#18 - Stats
Sept. 2, 2019	#11 - Stats
Sept. 9, 2019	#10 - FCS
Sept. 16, 2019	#8 - FCS
Sept. 23, 2019	#7 - FCS
Sept. 30, 2019	#13 - Stats
Oct. 7, 2019	#10 - Stats
Oct. 14, 2019	#14 - Stats
Oct. 21, 2019	#11 - Stats
Oct. 28, 2019	#9 - Stats
Nov. 4, 2019	#5 - Stats
Nov. 11, 2019	#7 - Stats
Nov. 18, 2019	#9 - Stats
Nov. 25, 2019	#6 - Stats
FINAL 2019	#5 - Stats
Preseason 2020	#3 - Stats
Feb. 22, 2021	#5 - Stats
March 1, 2021	#3 - Stats
March 8, 2021	#4 - Stats
March 15, 2021	#10 - Stats
March 22, 2021	#22 - Stats
March 29, 2021	#20 - FCS
April 5, 2021	#21 - FCS
April 12, 2021	#23 - FCS
April 19, 2021	#24 - FCS
Preseason 2021	#16 - FCS
Sept. 6, 2021	#15 - FCS
Sept. 13, 2021	#15 - FCS
Sept. 20, 2021	#14 - FCS
Sept. 27, 2021	#13 - FCS
Oct. 4, 2021	#12 - FCS
Oct. 11, 2021	#16 - Stats
Oct. 18, 2021	#20 - Stats
Oct. 25, 2021	#16 - Stats
Nov. 1, 2021	#13 - Stats
Nov. 8, 2021	#20 - FCS
Nov. 22, 2021	#25 - FCS
FINAL 2021	#23 - Stats

SOUTH DAKOTA

Poll Date	Ranking
Oct. 24, 2016	#25 - FCS
Sept 11, 2017	#23 - Stats
Sept. 18, 2017	#13 - Stats
Sept. 25, 2017	#10 - Stats
Oct. 2, 2017	#6 - FCS
Oct. 9, 2017	#4 - Stats
Oct. 16, 2017	#4 - Stats
Oct. 23, 2017	#6 - Stats
Oct. 30, 2017	#6 - Stats
Nov. 6, 2017	#10 - Stats
Nov. 13, 2017	#15 - Stats
Nov. 20, 2017	#16 - Stats
FINAL 2017	#15 - Stats
Sept. 3, 2018	#23 - Stats
Sept. 10, 2018	#22 - FCS
Oct. 8, 2018	#24 - Stats
March 1, 2021	#20 - Stats
March 8, 2021	#21 - Stats
Oct. 11, 2021	#21 - Stats
Oct. 18, 2021	#15 - Stats
Oct. 25, 2021	#21 - Stats
Nov. 1, 2021	#21 - FCS
Nov. 8, 2021	#17 - FCS
Nov. 15, 2021	#16 - Stats
Nov. 22, 2021	#17 - FCS
FINAL 2021	#18 - Stats

SOUTH DAKOTA STATE

Poll Date	Ranking
Preseason 2008	#19 - TSN
Sept. 1, 2008	#20 - FCS
Sept. 8, 2008	#13 - TSN
Sept. 15, 2008	#12 - TSN
Sept. 22, 2008	#18 - FCS
Sept. 29, 2008	#22 - FCS
Oct. 6, 2008	#23 - FCS
Preseason 2009	#22 - TSN
Sept. 7, 2009	#21 - TSN
Sept. 14, 2009	#18 - TSN
Sept. 21, 2009	#17 - TSN
Sept. 28, 2009	#15 - FCS
Oct. 5, 2009	#19 - FCS
Oct. 12, 2009	#14 - TSN
Oct. 19, 2009	#11 - TSN
Oct. 26, 2009	#9 - TSN
Nov. 2, 2009	#9 - TSN
Nov. 9, 2009	#12 - TSN
Nov. 16, 2009	#12 - TSN
Nov. 23, 2009	#11 - TSN
FINAL 2009	#11 - TSN
Preseason 2010	#9 - TSN
Sept. 6, 2010	#9 - TSN
Sept. 13, 2010	#20 - TSN
Sept. 24, 2012	#25 - TSN
Oct. 1, 2012	#23 - TSN
Oct. 8, 2012	#20 - TSN
Oct. 15, 2012	#20 - TSN
Oct. 29, 2012	#21 - TSN
Nov. 5, 2012	#16 - TSN
Nov. 12, 2012	#21 - TSN
Nov. 19, 2012	#19 - TSN
FINAL 2012	#14 - TSN
Preseason 2013	#6 - TSN
Sept. 2, 2013	#6 - TSN

Sept. 9, 2013	#6 - TSN
Sept. 16, 2013	#6 - TSN
Sept. 23, 2013	#6 - TSN
Sept. 30, 2013	#7 - TSN
Oct. 7, 2013	#13 - TSN
Oct. 14, 2013	#15 - TSN
Oct. 21, 2013	#25 - TSN
Oct. 28, 2013	#19 - FCS
Nov. 4, 2013	#19 - FCS
Nov. 11, 2013	#15 - FCS
Nov. 18, 2013	#16 - FCS
Nov. 25, 2013	#13 - TSN
FINAL 2013	#13 - TSN
Preseason 2014	#10 - TSN
Sept. 1, 2014	#11 - FCS
Sept. 8, 2014	#10 - FCS
Sept. 15, 2014	#10 - TSN
Sept. 22, 2014	#9 - TSN
Sept. 29, 2014	#9 - TSN
Oct. 6, 2014	#19 - TSN
Oct. 13, 2014	#16 - FCS
Oct. 20, 2014	#13 - TSN
Oct. 27, 2014	#18 - TSN
Nov. 3, 2014	#22 - TSN
Nov. 10, 2014	#19 - TSN
Nov. 17, 2014	#15 - FCS
Nov. 24, 2014	#13 - FCS
FINAL 2014	#12 - TSN
Preseason 2015	#15 - FCS
Sept. 7, 2015	#9 - Stats
Sept. 14, 2015	#7 - Stats
Sept. 21, 2015	#6 - Stats
Sept. 28, 2015	#5 - Stats
Oct. 5, 2015	#8 - Stats
Oct. 12, 2015	#7 - FCS
Oct. 19, 2015	#6 - FCS
Oct. 26, 2015	#13 - FCS
Nov. 2, 2015	#11 - FCS
Nov. 9, 2015	#5 - FCS
Nov. 16, 2015	#5 - FCS
Nov. 23, 2015	#10 - Stats
FINAL 2015	#15 - Stats
Preseason 2016	#8 - Stats
Sept. 5, 2016	#9 - Stats
Sept. 12, 2016	#9 - Stats
Sept. 19, 2016	#15 - Stats
Sept. 26, 2016	#15 - Stats
Oct. 3, 2016	#12 - Stats
Oct. 10, 2016	#11 - Stats
Oct. 17, 2016	#7 - Stats
Oct. 24, 2016	#7 - Stats
Oct. 31, 2016	#13 - Stats
Nov. 7, 2016	#11 - Stats
Nov. 14, 2016	#8 - Stats
Nov. 21, 2016	#7 - Stats
FINAL 2016	#6 - Stats
Preseason 2017	#4 - Stats
Sept. 4, 2017	#4 - Stats
Sept. 11, 2017	#4 - Stats
Sept. 18, 2017	#4 - Stats
Sept. 25, 2017	#4 - Stats
Oct. 2, 2017	#8 - Stats
Oct. 9, 2017	#7 - Stats
Oct. 16, 2017	#13 - Stats
Oct. 23, 2017	#8 - FCS
Oct. 30, 2017	#8 - FCS
Nov. 6, 2017	#5 - FCS

Nov. 13, 2017 #5 - FCS
 Nov. 20, 2017 #6 - Stats
 FINAL 2017 #3 - Stats
 Preseason 2018 #3 - Stats
 Sept. 3, 2018 #3 - Stats
 Sept. 10, 2018 #3 - Stats
 Sept. 17, 2018 #3 - Stats
 Sept. 24, 2018 #3 - Stats
 Oct. 1, 2018 #3 - Stats
 Oct. 8, 2018 #2 - Stats
 Oct. 15, 2018 #2 - Stats
 Oct. 22, 2018 #7 - Stats
 Oct. 29, 2018 #7 - Stats
 Nov. 5, 2018 #6 - Stats
 Nov. 12, 2018 #5 - Stats
 Nov. 19, 2018 #5 - Stats
 FINAL 2018 #3 - Stats
 Preseason 2019 #3 - FCS
 Sept. 2, 2019 #3 - Stats
 Sept. 9, 2019 #3 - Stats
 Sept. 16, 2019 #3 - Stats
 Sept. 23, 2019 #3 - Stats
 Sept. 30, 2019 #3 - Stats
 Oct. 7, 2019 #3 - Stats
 Oct. 14, 2019 #3 - Stats
 Oct. 21, 2019 #3 - Stats
 Oct. 28, 2019 #4 - Stats
 Nov. 4, 2019 #4 - Stats
 Nov. 11, 2019 #8 - Stats
 Nov. 18, 2019 #5 - Stats
 Nov. 25, 2019 #10 - Stats
 FINAL 2019 #10 - Stats
 Preseason 2020 #5 - Stats
 Feb. 22, 2021 #3 - Stats
 March 1, 2021 #8 - Stats
 March 8, 2021 #6 - Stats
 March 15, 2021 #6 - Stats
 March 22, 2021 #4 - Stats
 March 29, 2021 #4 - Stats
 April 5, 2021 #4 - Stats
 April 12, 2021 #4 - Stats
 April 19, 2021 #2 - Stats
 FINAL Spring 2021 #2 - Stats
 Preseason 2021 #24 - Stats
 Sept. 6, 2021 #23 - Stats
 Sept. 13, 2021 #17 - Stats
 Sept. 20, 2021 #18 - Stats
 Sept. 27, 2021 #16 - Stats
 Oct. 4, 2021 #15 - Stats
 Oct. 11, 2021 #20 - Stats
 Oct. 18, 2021 #17 - Stats
 Oct. 25, 2021 #17 - Stats
 Nov. 1, 2021 #17 - Stats
 Nov. 8, 2021 #14 - FCS
 Nov. 15, 2021 #14 - Stats
 Nov. 22, 2021 #10 - FCS
 FINAL 2021 #14 - Stats

SOUTHERN ILLINOIS

Poll Date Ranking

Preseason 1986 #17 FBNews
 Oct. 20, 1986 #20 - NCAA
 Oct. 27, 1986 #18 - NCAA
 Nov. 3, 1986 #16 - NCAA
 Nov. 17, 1986 #20 - NCAA
 FINAL 1986 #17 - NCAA
 Preseason 1987 #15 - NCAA

Sept. 23, 1991 #18 - NCAA
 Sept. 30, 1991 #15 - NCAA
 Oct. 7, 1991 #20 - NCAA
 Sept. 20, 1999 #23 - TL
 Oct. 14, 2002 #25 - TSN
 Sept. 8, 2003 #21 - TSN
 Sept. 15, 2003 #16 - E
 Sept. 22, 2003 #13 - E
 Sept. 29, 2003 #11 - TSN
 Oct. 6, 2003 #8 - TSN
 Oct. 13, 2003 #7 - TSN
 Oct. 20, 2003 #4 - TSN
 Oct. 27, 2003 #3 - TSN
 Nov. 3, 2003 #3 - TSN
 Nov. 10, 2003 #2 - TSN
 Nov. 17, 2003 #5 - TSN
 Nov. 24, 2003 #4 - TSN
 FINAL 2003 #9 - TSN
 Preseason 2004 #2 - TSN
 Sept. 6, 2004 #1 - TSN
 Sept. 13, 2004 #2 - TSN
 Sept. 20, 2004 #1 - TSN
 Sept. 27, 2004 #1 - TSN
 Oct. 4, 2004 #1 - TSN
 Oct. 11, 2004 #1 - TSN
 Oct. 18, 2004 #1 - TSN
 Oct. 25, 2004 #1 - TSN
 Nov. 1, 2004 #1 - TSN
 Nov. 8, 2004 #1 - TSN
 Nov. 15, 2004 #1 - TSN
 Nov. 22, 2004 #1 - TSN
 FINAL 2004 #9 - TSN
 Preseason 2005 #5 - TSN
 Sept. 5, 2005 #4 - TSN
 Sept. 12, 2005 #1 - TSN
 Sept. 19, 2005 #2 - ESPN
 Sept. 26, 2005 #2 - TSN
 Oct. 3, 2005 #2 - TSN
 Oct. 10, 2005 #1 - TSN
 Oct. 17, 2005 #10 - TSN
 Oct. 24, 2005 #8 - TSN
 Oct. 31, 2005 #5 - TSN
 Nov. 7, 2005 #4 - TSN
 Nov. 14, 2005 #11 - TSN
 Nov. 21, 2005 #8 - TSN
 FINAL 2005 #7 - TSN
 Preseason 2006 #17 - TSN
 Sept. 4, 2006 #17 - TSN
 Sept. 11, 2006 #13 - CSN
 Sept. 18, 2006 #8 - CSN
 Sept. 25, 2006 #9 - CSN
 Oct. 2, 2006 #8 - TSN
 Oct. 9, 2006 #7 - TSN
 Oct. 16, 2006 #13 - TSN
 Oct. 23, 2006 #19 - TSN
 Oct. 30, 2006 #12 - TSN
 Nov. 6, 2006 #14 - TSN
 Nov. 13, 2006 #11 - TSN
 Nov. 20, 2006 #10 - TSN
 FINAL 2006 #7 - TSN
 Preseason 2007 #11 - FCS
 Sept. 3, 2007 #10 - FCS
 Sept. 10, 2007 #6 - FCS
 Sept. 17, 2007 #6 - FCS
 Sept. 24, 2007 #6 - FCS
 Oct. 1, 2007 #6 - FCS
 Oct. 8, 2007 #6 - FCS

Oct. 15, 2007 #9 - TSN
 Oct. 22, 2007 #7 - TSN
 Oct. 29, 2007 #6 - TSN
 Nov. 5, 2007 #5 - TSN
 Nov. 12, 2007 #5 - TSN
 Nov. 19, 2007 #4 - TSN
 FINAL 2007 #3 - TSN
 Preseason 2008 #11 - TSN
 Sept. 1, 2008 #12 - TSN
 Sept. 8, 2008 #11 - TSN
 Sept. 15, 2008 #14 - FCS
 Sept. 22, 2008 #13 - FCS
 Sept. 29, 2008 #11 - FCS
 Oct. 6, 2008 #15 - FCS
 Oct. 13, 2008 #14 - FCS
 Oct. 20, 2008 #13 - FCS
 Oct. 27, 2008 #11 - FCS
 Nov. 3, 2008 #9 - FCS
 Nov. 10, 2008 #9 - FCS
 Nov. 17, 2008 #9 - FCS
 Nov. 23, 2008 #8 - FCS
 FINAL 2008 #10 - FCS
 Preseason 2009 #7 - TSN
 Sept. 7, 2009 #8 - TSN
 Sept. 14, 2009 #8 - FCS
 Sept. 21, 2009 #8 - FCS
 Sept. 28, 2009 #8 - TSN
 Oct. 5, 2009 #6 - TSN
 Oct. 12, 2009 #5 - TSN
 Oct. 19, 2009 #3 - TSN
 Oct. 26, 2009 #3 - TSN
 Nov. 2, 2009 #3 - TSN
 Nov. 9, 2009 #1 - TSN
 Nov. 16, 2009 #1 - TSN
 Nov. 23, 2009 #1 - TSN
 FINAL 2009 #6 - TSN
 Preseason 2010 #5 - TSN
 Sept. 6, 2010 #2 - FCS
 Sept. 13, 2010 #5 - TSN
 Sept. 20, 2010 #13 - TSN
 Sept. 27, 2010 #23 - FCS
 Oct. 4, 2010 #21 - FCS
 Oct. 11, 2010 #15 - FCS
 Preseason 2011 #17 - TSN
 Sept. 6, 2011 #15 - FCS
 Sept. 12, 2011 #15 - TSN
 Sept. 19, 2011 #13 - FCS
 Sept. 26, 2011 #12 - TSN
 Oct. 3, 2011 #20 - TSN
 Sept. 1, 2014 #25 - FCS
 Sept. 8, 2014 #14 - FCS
 Sept. 15, 2014 #13 - FCS
 Sept. 22, 2014 #16 - FCS
 Sept. 29, 2014 #15 - TSN
 Oct. 6, 2014 #12 - TSN
 Oct. 13, 2014 #14 - TSN
 Oct. 20, 2014 #19 - FCS
 Oct. 27, 2014 #25 - FCS
 Nov. 3, 2014 #24 - FCS
 Nov. 10, 2014 #23 - FCS
 Nov. 18, 2019 #25 - FCS
 Nov. 25, 2019 #25 - FCS
 Preseason 2020 #24 - Stats
 March 1, 2021 #11 - Stats
 March 8, 2021 #10 - Stats
 March 15, 2021 #5 - Stats
 March 22, 2021 #10 - Stats

March 29, 2021 #18 - Stats
 April 5, 2021 #16 - Stats
 April 12, 2021 #17 - FCS
 April 19, 2021 #14 - Stats
 FINAL Spring 2021 #8 - Stats
 Preseason 2021 #8 - Stats
 Sept. 6, 2021 #6 - Stats
 Sept. 13, 2021 #8 - Stats
 Sept. 20, 2021 #7 - Stats
 Sept. 27, 2021 #7 - Stats
 Oct. 4, 2021 #6 - Stats
 Oct. 11, 2021 #4 - Stats
 Oct. 18, 2021 #4 - Stats
 Oct. 25, 2021 #3 - Stats
 Nov. 1, 2021 #7 - Stats
 Nov. 8, 2021 #15 - Stats
 Nov. 15, 2021 #15 - FCS
 Nov. 22, 2021 #21 - Stats
 FINAL 2021 #16 - Stats

WESTERN ILLINOIS


Poll Date Ranking

Sept. 28, 1987 #17 - NCAA
 Oct. 5, 1987 #13 - NCAA
 Oct. 12, 1987 #9 - NCAA
 Oct. 19, 1987 #6 - NCAA
 Oct. 26, 1987 #16 - NCAA
 Nov. 2, 1987 #16 - NCAA
 Nov. 9, 1987 #19 - NCAA
 Preseason 1988 #12 - NCAA
 Sept. 26, 1988 #4 - NCAA
 Oct. 3, 1988 #2 - NCAA
 Oct. 10, 1988 #2 - NCAA
 Oct. 17, 1988 #2 - NCAA
 Oct. 24, 1988 #3 - NCAA
 Oct. 31, 1988 #2 - NCAA
 Nov. 7, 1988 #4 - NCAA
 Nov. 14, 1988 #4 - NCAA
 FINAL 1988 #4 - NCAA
 Sept. 25, 1989 #17 - NCAA
 Oct. 2, 1989 #15 - NCAA
 Oct. 14, 1991 #17 - NCAA
 Oct. 21, 1991 #14 - NCAA
 Oct. 28, 1991 #12 - NCAA
 Nov. 4, 1991 #16 - NCAA
 Nov. 11, 1991 #13 - NCAA
 Nov. 18, 1991 #14 - NCAA
 FINAL 1991 #14 - NCAA
 Preseason 1993 #24 - TSN
 FINAL 1994 #24 - TSN
 Preseason 1995 #25 - TSN
 Sept. 4, 1995 #24 - TSN
 Sept. 11, 1995 #23 - TSN
 Sept. 18, 1995 #23 - TSN
 Sept. 23, 1996 #24 - TSN
 Sept. 30, 1996 #22 - TSN
 Oct. 7, 1996 #25 - TSN
 Oct. 14, 1996 #17 - TSN
 Oct. 21, 1996 #15 - TSN
 Oct. 28, 1996 #13 - TSN
 Nov. 4, 1996 #10 - TSN
 Nov. 11, 1996 #8 - TSN
 Nov. 18, 1996 #10 - TSN
 Nov. 25, 1996 #10 - TSN
 FINAL 1996 #13 - TSN
 Preseason 1997 #8 - ESPN
 Sept. 2, 1997 #5 - TSN

Sept. 8, 1997 #5 - TSN
 Sept. 15, 1997 #4 - TSN
 Sept. 22, 1997 #8 - TSN
 Sept. 29, 1997 #8 - ESPN
 Oct. 6, 1997 #5 - TSN
 Oct. 13, 1997 #5 - TSN
 Oct. 20, 1997 #3 - TSN
 Oct. 27, 1997 #2 - TSN
 Nov. 3, 1997 #2 - TSN
 Nov. 10, 1997 #2 - TSN
 Nov. 17, 1997 #2 - TSN
 Nov. 24, 1997 #2 - TSN
 FINAL 1997 #6 - TSN
 Preseason 1998 #13 - TSN
 Sept. 7, 1998 #11 - TSN
 Sept. 14, 1998 #17 - TSN
 Sept. 21, 1998 #14 - TSN
 Sept. 28, 1998 #11 - TSN
 Oct. 5, 1998 #7 - TSN
 Oct. 12, 1998 #5 - TSN
 Oct. 19, 1998 #3 - TSN
 Oct. 26, 1998 #3 - TSN
 Nov. 2, 1998 #2 - TSN
 Nov. 9, 1998 #2 - TSN
 Nov. 16, 1998 #6 - TSN
 Nov. 23, 1998 #4 - TSN
 FINAL 1998 #4 - TSN
 Preseason 1999 #19 - TSN
 Sept. 6, 1999 #18 - TSN
 Sept. 13, 1999 #14 - TSN
 Sept. 20, 1999 #12 - ESPN
 Sept. 27, 1999 #18 - ESPN
 Oct. 4, 1999 #23 - ESPN
 Oct. 11, 1999 #20 - TSN
 Oct. 18, 1999 #19 - TSN
 Oct. 25, 1999 #25 - ESPN
 Nov. 1, 1999 #25 - TL
 Preseason 2000 #23 - TSN
 Sept. 4, 2000 #25 - TSN
 Sept. 11, 2000 #19 - TSN
 Sept. 18, 2000 #15 - TSN
 Sept. 25, 2000 #11 - ESPN
 Oct. 2, 2000 #11 - TSN
 Oct. 9, 2000 #7 - TSN
 Oct. 16, 2000 #6 - TSN
 Oct. 23, 2000 #3 - TSN
 Oct. 30, 2000 #3 - ESPN
 Nov. 6, 2000 #7 - TSN
 Nov. 13, 2000 #6 - TSN
 Nov. 20, 2000 #6 - TSN
 FINAL 2000 #11 - ESPN
 Preseason 2001 #13 - TSN
 Sept. 3, 2001 #7 - TSN
 Sept. 10, 2001 #6 - TSN
 Sept. 24, 2001 #13 - TSN
 Oct. 1, 2001 #14 - TSN
 Oct. 8, 2001 #14 - TSN
 Oct. 15, 2001 #12 - TSN
 Oct. 22, 2001 #16 - TSN
 Oct. 29, 2001 #23 - TSN
 Sept. 16, 2002 #19 - ESPN
 Sept. 23, 2002 #12 - TSN
 Sept. 30, 2002 #8 - TSN
 Oct. 7, 2002 #13 - TSN
 Oct. 14, 2002 #10 - TSN
 Oct. 21, 2002 #8 - ESPN
 Oct. 28, 2002 #8 - TSN



FB Jeremi Johnson in WKU's national championship win over top-ranked and top-seeded McNeese State.



Youngstown State won its second of four national championships with a 17-5 victory against Marshall in 1993.

Nov. 4, 2002	#8 - TSN
Nov. 11, 2002	#4 - ESPN
Nov. 18, 2002	#3 - ESPN
Nov. 25, 2002	#2 - ESPN
FINAL 2002	#5 - TSN
Preseason 2003	#3 - TSN
Sept. 1, 2003	#4 - TSN
Sept. 8, 2003	#1 - TSN
Sept. 15, 2003	#2 - TSN
Sept. 22, 2003	#2 - TSN
Sept. 29, 2003	#2 - TSN
Oct. 6, 2003	#2 - TSN
Oct. 13, 2003	#2 - TSN
Oct. 20, 2003	#7 - TSN
Oct. 27, 2003	#12 - ESPN
Nov. 3, 2003	#9 - ESPN
Nov. 10, 2003	#10 - TSN
Nov. 17, 2003	#11 - TSN
Nov. 24, 2003	#10 - TSN
FINAL 2003	#5 - ESPN
Preseason 2004	#12 - TSN
Sept. 6, 2004	#16 - TSN
Sept. 13, 2004	#15 - ESPN
Sept. 25, 2006	#21 - TSN
Sept. 3, 2007	#23 - FCS
Sept. 10, 2007	#21 - FCS
Sept. 17, 2007	#19 - TSN
Sept. 24, 2007	#17 - TSN
Oct. 1, 2007	#22 - TSN
Oct. 8, 2007	#19 - TSN
Oct. 15, 2007	#17 - TSN
Oct. 22, 2007	#24 - TSN
Oct. 29, 2007	#19 - TSN
Nov. 5, 2007	#23 - TSN
Preseason 2008	#22 - FCS
Sept. 1, 2008	#17 - FCS
Sept. 8, 2008	#15 - TSN
Sept. 15, 2008	#20 - TSN
Sept. 22, 2008	#21 - FCS
Sept. 29, 2008	#21 - TSN
Oct. 6, 2008	#17 - TSN
Oct. 13, 2008	#15 - TSN
Oct. 20, 2008	#12 - TSN
Oct. 27, 2008	#12 - TSN
Nov. 3, 2008	#17 - TSN
Nov. 10, 2008	#25 - TSN
Nov. 17, 2008	#23 - TSN
Oct. 4, 2010	#20 - TSN
Oct. 11, 2010	#23 - FCS
Oct. 18, 2010	#18 - FCS
Oct. 25, 2010	#24 - FCS
Nov. 1, 2010	#21 - FCS
Nov. 8, 2010	#21 - FCS
Nov. 22, 2010	#21 - TSN
FINAL 2010	#17 - TSN
Oct. 19, 2015	#20 - Stats
Oct. 26, 2015	#23 - Stats
FINAL 2015	#22 - FCS
Preseason 2016	#20 - Stats
Sept. 5, 2016	#17 - Hero
Sept. 12, 2016	#15 - Hero
Sept. 19, 2016	#12 - Hero
Sept. 26, 2016	#7 - Hero
Oct. 3, 2016	#13 - Stats
Oct. 10, 2016	#12 - Stats
Oct. 17, 2016	#12 - Stats
Oct. 24, 2016	#13 - Stats

Oct. 31, 2016	#11 - Hero
Nov. 7, 2016	#19 - Stats
Nov. 14, 2016	#23 - Stats
Nov. 21, 2016	#25 - Stats
Preseason 2017	#25 - Stats
Sept. 4, 2017	#22 - Stats
Sept. 11, 2017	#20 - Stats
Sept. 18, 2017	#19 - Stats
Sept. 25, 2017	#13 - Stats
Oct. 2, 2017	#15 - Stats
Oct. 9, 2017	#14 - FCS
Oct. 16, 2017	#10 - Stats
Oct. 23, 2017	#12 - Stats
Oct. 30, 2017	#15 - Stats
Nov. 6, 2017	#11 - Stats
Nov. 13, 2017	#9 - Stats
Nov. 20, 2017	#9 - Stats
FINAL 2017	#12 - FCS

WESTERN KENTUCKY

Poll Date	Ranking
Preseason 2001	#3 - TSN
Sept. 3, 2001	#10 - TSN
Sept. 10, 2001	#8 - TSN
Sept. 24, 2001	#7 - TSN
Oct. 1, 2001	#11 - TSN
Oct. 8, 2001	#11 - TSN
Oct. 15, 2001	#10 - TSN
Oct. 22, 2001	#10 - TSN
Oct. 29, 2001	#7 - TSN
Nov. 5, 2001	#6 - TSN
Nov. 12, 2001	#11 - ESPN
Nov. 19, 2001	#12 - TSN
Nov. 26, 2001	#10 - ESPN
FINAL 2001	#10 - ESPN
Preseason 2002	#18 - TSN
Sept. 2, 2002	#22 - TSN
Sept. 9, 2002	#21 - TSN
Sept. 23, 2002	#23 - ESPN
Sept. 30, 2002	#25 - ESPN
Oct. 14, 2002	#25 - ESPN
Oct. 21, 2002	#23 - ESPN
Oct. 28, 2002	#21 - ESPN
Nov. 4, 2002	#18 - ESPN
Nov. 11, 2002	#13 - ESPN
Nov. 18, 2002	#12 - ESPN
Nov. 25, 2002	#15 - TSN
FINAL 2002	#1 - TSN
Preseason 2003	#5 - TSN
Sept. 1, 2003	#5 - TSN
Sept. 8, 2003	#3 - ESPN
Sept. 15, 2003	#3 - TSN
Sept. 22, 2003	#3 - TSN
Sept. 29, 2003	#5 - ESPN
Oct. 6, 2003	#9 - TSN
Oct. 13, 2003	#9 - TSN
Oct. 20, 2003	#8 - TSN
Oct. 27, 2003	#7 - ESPN
Nov. 3, 2003	#10 - ESPN
Nov. 10, 2003	#7 - ESPN
Nov. 17, 2003	#9 - ESPN
Nov. 24, 2003	#8 - ESPN
FINAL 2003	#7 - TSN
Preseason 2004	#13 - TSN
Sept. 6, 2004	#11 - TSN
Sept. 13, 2004	#10 - ESPN
Sept. 20, 2004	#6 - TSN
Sept. 27, 2004	#6 - TSN

Oct. 4, 2004	#6 - TSN
Oct. 11, 2004	#4 - TSN
Oct. 18, 2004	#10 - TSN
Oct. 25, 2004	#7 - TSN
Nov. 1, 2004	#5 - TSN
Nov. 8, 2004	#5 - TSN
Nov. 15, 2004	#3 - TSN
Nov. 22, 2004	#3 - TSN
FINAL 2004	#11 - TSN
Preseason 2005	#7 - ESPN
Sept. 5, 2005	#8 - TSN
Sept. 12, 2005	#2 - TSN
Sept. 19, 2005	#1 - TSN
Sept. 26, 2005	#3 - TSN
Oct. 3, 2005	#3 - TSN
Oct. 10, 2005	#3 - TSN
Oct. 17, 2005	#1 - TSN
Oct. 24, 2005	#1 - TSN
Oct. 31, 2005	#6 - TSN
Nov. 7, 2005	#12 - TSN
Nov. 14, 2005	#23 - TSN

YOUNGSTOWN STATE


Poll Date	Ranking
Preseason 1997	#10 - ESPN
Sept. 2, 1997	#9 - TSN
Sept. 8, 1997	#6 - ESPN
Sept. 15, 1997	#5 - TSN
Sept. 22, 1997	#2 - TSN
Sept. 29, 1997	#2 - TSN
Oct. 6, 1997	#1 - TSN
Oct. 13, 1997	#1 - TSN
Oct. 20, 1997	#5 - TSN
Oct. 27, 1997	#4 - TSN
Nov. 3, 1997	#4 - TSN
Nov. 10, 1997	#4 - TSN
Nov. 17, 1997	#4 - TSN
Nov. 24, 1997	#9 - TSN
FINAL 1997	#1 - TSN
Preseason 1998	#1 - TSN
Sept. 7, 1998	#1 - TSN
Sept. 14, 1998	#1 - TSN
Sept. 21, 1998	#1 - TSN
Sept. 28, 1998	#1 - TSN
Oct. 5, 1998	#7 - TSN
Oct. 12, 1998	#6 - TSN
Oct. 19, 1998	#11 - TSN
Oct. 26, 1998	#10 - TSN
Nov. 2, 1998	#16 - ESPN
Preseason 1999	#21 - TSN
Sept. 6, 1999	#19 - TSN
Sept. 13, 1999	#17 - ESPN
Sept. 20, 1999	#15 - ESPN
Sept. 27, 1999	#12 - ESPN
Oct. 4, 1999	#10 - ESPN
Oct. 11, 1999	#9 - ESPN
Oct. 18, 1999	#9 - ESPN
Oct. 25, 1999	#8 - TSN
Nov. 1, 1999	#13 - TL
Nov. 8, 1999	#10 - TSN
Nov. 15, 1999	#8 - ESPN
Nov. 22, 1999	#9 - TSN
FINAL 1999	#2 - TSN
Preseason 2000	#3 - ESPN
Sept. 4, 2000	#7 - TSN
Sept. 11, 2000	#5 - TSN
Sept. 18, 2000	#3 - TSN

Sept. 25, 2000	#3 - TSN
Oct. 2, 2000	#2 - TSN
Oct. 9, 2000	#2 - ESPN
Oct. 16, 2000	#2 - ESPN
Oct. 23, 2000	#7 - TSN
Oct. 30, 2000	#5 - TSN
Nov. 6, 2000	#2 - TSN
Nov. 13, 2000	#9 - TSN
Nov. 20, 2000	#9 - TSN
FINAL 2000	#11 - TSN
Preseason 2001	#4 - TSN
Sept. 3, 2001	#5 - TSN
Sept. 10, 2001	#3 - TSN
Sept. 24, 2001	#2 - TSN
Oct. 1, 2001	#8 - ESPN
Oct. 8, 2001	#5 - TSN
Oct. 15, 2001	#5 - TSN
Oct. 22, 2001	#5 - TSN
Oct. 29, 2001	#10 - TSN
Nov. 5, 2001	#8 - TSN
Nov. 12, 2001	#6 - TSN
Nov. 19, 2001	#6 - TSN
Nov. 26, 2001	#11 - ESPN
FINAL 2001	#15 - ESPN
Preseason 2002	#8 - TSN
Sept. 2, 2002	#8 - TSN
Sept. 9, 2002	#10 - ESPN
Sept. 16, 2002	#11 - TSN
Sept. 23, 2002	#21 - ESPN
Sept. 30, 2002	#22 - TSN
Oct. 7, 2002	#22 - TSN
Oct. 14, 2002	#17 - TSN
Oct. 21, 2002	#18 - ESPN
Oct. 3, 2005	#22 - TSN
Oct. 10, 2005	#15 - ESPN
Oct. 17, 2005	#14 - ESPN
Oct. 24, 2005	#11 - TSN
Oct. 31, 2005	#15 - TSN
Nov. 7, 2005	#19 - TSN
Nov. 14, 2005	#15 - TSN
Nov. 21, 2005	#13 - TSN
FINAL 2005	#14 - TSN
Preseason 2006	#7 - TSN
Sept. 4, 2006	#8 - TSN
Sept. 11, 2006	#6 - TSN
Sept. 18, 2006	#8 - TSN
Sept. 25, 2006	#8 - TSN
Oct. 2, 2006	#8 - TSN
Oct. 9, 2006	#6 - TSN
Oct. 16, 2006	#5 - TSN
Oct. 23, 2006	#10 - TSN
Oct. 30, 2006	#7 - TSN
Nov. 6, 2006	#6 - TSN
Nov. 13, 2006	#5 - TSN
Nov. 20, 2006	#5 - TSN
FINAL 2006	#4 - TSN
Preseason 2007	#5 - TSN
Sept. 3, 2007	#6 - TSN
Sept. 10, 2007	#6 - TSN
Sept. 17, 2007	#7 - FCS
Sept. 24, 2007	#10 - TSN
Oct. 1, 2007	#10 - TSN
Oct. 8, 2007	#12 - TSN
Oct. 15, 2007	#12 - TSN
Oct. 22, 2007	#20 - TSN
Oct. 29, 2007	#22 - TSN
Nov. 5, 2007	#20 - FCS


Nov. 12, 2007 #15 - FCS
 Nov. 19, 2007 #15 - TSN
 FINAL 2007 #16 - TSN
 Preseason 2008 #12 - TSN
 Sept. 1, 2008 #14 - TSN
 Sept. 8, 2008 #23 - TSN
 Sept. 15, 2008 #24 - FCS
 Sept. 27, 2010 #20 - FCS
 Sept. 19, 2011 #24 - FCS
 Preseason 2012 #13 - TSN
 Sept. 3, 2012 #6 - TSN
 Sept. 10, 2012 #5 - TSN
 Sept. 17, 2012 #3 - FCS
 Sept. 24, 2012 #3 - FCS
 Oct. 1, 2012 #3 - TSN
 Oct. 8, 2012 #8 - TSN
 Oct. 15, 2012 #15 - TSN
 Oct. 22, 2012 #21 - FCS
 Preseason 2013 #24 - FCS
 Sept. 2, 2013 #25 - FCS
 Sept. 9, 2013 #23 - FCS
 Sept. 23, 2013 #25 - FCS
 Sept. 30, 2013 #22 - FCS
 Oct. 7, 2013 #16 - FCS
 Oct. 14, 2013 #15 - FCS
 Oct. 21, 2013 #12 - TSN
 Oct. 28, 2013 #10 - TSN
 Nov. 4, 2013 #8 - TSN
 Nov. 11, 2013 #15 - TSN
 Nov. 18, 2013 #15 - FCS
 Nov. 25, 2013 #17 - TSN
 FINAL 2013 #18 - TSN
 Preseason 2014 #21 - FCS
 Sept. 1, 2014 #21 - FCS
 Sept. 8, 2014 #16 - FCS
 Sept. 15, 2014 #15 - FCS
 Sept. 22, 2014 #12 - FCS
 Sept. 29, 2014 #12 - FCS
 Oct. 6, 2014 #10 - FCS
 Oct. 13, 2014 #19 - FCS
 Oct. 20, 2014 #16 - FCS
 Oct. 27, 2014 #11 - TSN
 Nov. 3, 2014 #10 - TSN
 Nov. 10, 2014 #15 - TSN
 Nov. 17, 2014 #20 - TSN
 Nov. 24, 2014 #21 - TSN
 FINAL 2014 #22 - TSN
 Preseason 2015 #14 - Stats
 Sept. 7, 2015 #17 - FCS
 Sept. 14, 2015 #16 - FCS
 Sept. 21, 2015 #12 - FCS
 Sept. 28, 2015 #10 - FCS
 Oct. 5, 2015 #7 - FCS
 Oct. 12, 2015 #11 - Stats
 Oct. 19, 2015 #16 - Stats
 Oct. 26, 2015 #24 - FCS
 Nov. 2, 2015 #21 - FCS
 Nov. 9, 2015 #20 - Stats
 Preseason 2016 #24 - Hero
 Sept. 5, 2016 #20 - Stats
 Sept. 12, 2016 #20 - Stats
 Sept. 19, 2016 #16 - Stats
 Sept. 26, 2016 #15 - FCS
 Oct. 3, 2016 #13 - FCS
 Oct. 10, 2016 #12 - FCS
 Oct. 17, 2016 #12 - FCS
 Oct. 24, 2016 #14 - FCS

Oct. 31, 2016 #13 - FCS
 Nov. 7, 2016 #15 - FCS
 Nov. 14, 2016 #14 - FCS
 Nov. 21, 2016 #12 - FCS
 FINAL 2016 #2 - FCS
 Preseason 2017 #8 - FCS
 Sept. 4, 2017 #6 - FCS
 Sept. 11, 2017 #5 - FCS
 Sept. 18, 2017 #5 - FCS
 Sept. 25, 2017 #5 - FCS
 Oct. 2, 2017 #3 - Stats
 Oct. 9, 2017 #8 - Stats
 Oct. 16, 2017 #9 - Stats
 Oct. 23, 2017 #19 - FCS
 Preseason 2018 #24 - FCS
 Sept. 16, 2019 #21 - FCS
 Sept. 23, 2019 #20 - FCS
 Sept. 30, 2019 #17 - FCS
 Oct. 7, 2019 #17 - FCS
 Oct. 14, 2019 #18 - FCS

In years when two or more polls have been utilized, the highest rank of the two polls is listed. KEY: TSN (The Sports Network); TL (Teamlink.com); ESPN (ESPN/USA Today Coaches Poll); CSN (College Sporting News Coaches Poll); FCS (Coaches Poll); Stats (STATS LLC Poll); Hero (Hero Sports Poll).



UNI's Ty Talton was part of Panther teams that set what was then a league record by appearing in 98 consecutive polls from 1990-97.



Illinois State's Kevin Glenn helped ISU reach the playoffs in back-to-back years in 1998 and 1999, although he played just six games in 1999 (injured).

1985	Ranked Foe (Game Date)	Result
Western Illinois	#1 Richmond (Sept. 28)	L, 38-20
UNI	#8 Delaware State (Sept. 28)	W, 37-17
Western Illinois	#14 UNI (Oct. 5)	L, 48-14
Southern Illinois	#8 Illinois State (Oct. 5)	W, 21-0
Eastern Illinois	#15 Missouri State (Oct. 19)	W, 28-27
Missouri State	#19 Murray State (Oct. 26)	L, 36-21
Illinois State	#6 UNI (Nov. 2)	L, 15-3
Southern Illinois	#8 Arkansas State (Nov. 9)	L, 41-12
Eastern Illinois	#5 UNI (Nov. 9)	L, 21-20
UNI	#11 E. Washington (Dec. 7)	W, 17-14
UNI	#9 Ga. Southern (Dec. 14)	L, 40-33

TOTAL MVFC vs. Ranked Foes: 4-7 (2-4 vs. non-league)
Best win vs. Non-League Ranked Foe: No. 8 Delaware

1986	Ranked Foe (Game Date)	Result
Southern Illinois	#7 Arkansas State (Aug. 30)	L, 22-7
Southern Illinois	#20 Murray State (Sept. 13)	W, 31-0
Eastern Illinois	#17 Southern Illinois (Sept. 20)	W, 52-7
Missouri State	#11 UNI (Sept. 27)	L, 45-3
Missouri State	#12 Nicholls State (Oct. 4)	L, 31-0
UNI	#11 Eastern Illinois (Oct. 11)	L, 31-30
Eastern Illinois	#8 UNI (Oct. 11)	W, 31-30
Western Illinois	#9 Eastern Illinois (Oct. 18)	L, 37-3
Southern Illinois	#16 UNI (Oct. 18)	W, 27-24
Missouri State	#8 Eastern Illinois (Oct. 25)	L, 34-20
Illinois State	#20 Southern Illinois (Oct. 25)	L, 20-3
Missouri State	#18 Southern Illinois (Nov. 1)	L, 35-14
Indiana State	#4 Eastern Illinois (Nov. 8)	L, 31-14
Western Illinois	#16 Southern Illinois (Nov. 8)	W, 24-21
Western Illinois	#15 Sam Houston (Nov. 15)	L, 16-13
Eastern Illinois	#18 Murray State (Nov. 29)	W, 28-21
Eastern Illinois	#10 Eastern Kentucky (Dec. 7)	L, 24-22

TOTAL MVFC vs. Ranked Foes: 6-11 (2-4 vs. non-league)
Best win vs. Non-League Ranked Foe: No. 20 Murray State

1987	Ranked Foe (Game Date)	Result
Missouri State	#15 Southern Illinois (Sept. 12)	W, 18-13
Eastern Illinois	#14 Illinois State (Sept. 19)	W, 15-9
Indiana State	#6 UNI (Sept. 26)	L, 38-14
Illinois State	#17 Western Illinois (Oct. 3)	L, 31-22
Eastern Illinois	#13 Western Illinois (Oct. 10)	L, 21-12
Southern Illinois	#9 Western Illinois (Oct. 17)	L, 21-15
Western Illinois	#12 UNI (Oct. 24)	L, 52-7
UNI	#6 Western Illinois (Oct. 24)	W, 52-7
Southern Illinois	#17 Arkansas State (Oct. 24)	L, 33-9
Eastern Illinois	#10 UNI (Oct. 31)	L, 19-17
Missouri State	#7 UNI (Nov. 7)	L, 17-13
Western Illinois	#20 Sam Houston (Nov. 14)	L, 42-18
Southern Illinois	#5 UNI (Nov. 14)	L, 20-3
Eastern Illinois	#14 Western Ky. (Nov. 14)	L, 30-15
Illinois State	#17 Maine (Nov. 14)	L, 37-34
Illinois State	#4 UNI (Nov. 21)	L, 48-17
UNI	#15 Youngstown St. (Nov. 28)	W, 31-28
UNI	#12 Arkansas State (Dec. 5)	W, 49-28
UNI	#3 NE Louisiana (Dec. 12)	L, 44-41

TOTAL MVFC vs. Ranked Foes: 5-14 (2-7 vs. non-league)
Best win vs. Non-League Ranked Foe: No. 12 Arkansas St.

1988	Ranked Foe (Game Date)	Result
Southern Illinois	#12 Western Illinois (Sept. 3)	L, 17-13
Missouri State	#18 Northwestern St. (Sept. 3)	L, 24-8
Missouri State	#12 Western Illinois (Sept. 17)	L, 35-31
Indiana State	#12 Western Illinois (Sept. 24)	L, 24-21
UNI	#4 Western Illinois (Oct. 1)	L, 27-28
Illinois State	#10 Western Kentucky (Oct. 8)	L, 31-16

Missouri State	#8 Western Kentucky (Oct. 15)	L, 21-14
Eastern Illinois	#2 Western Illinois (Oct. 15)	L, 45-8
Illinois State	#3 Western Illinois (Oct. 29)	L, 13-10
Eastern Illinois	#5 Western Kentucky (Nov. 5)	W, 6-0
Eastern Illinois	#15 Boise State (Nov. 12)	L, 12-7
Western Illinois	#12 Western Ky. (Nov. 26)	L, 35-32

TOTAL MVFC vs. Ranked Foes: 1-11 (1-5 vs. non-league)
Best win vs. Non-League Ranked Foe: No. 5 Western Ky.

1989	Ranked Foe (Game Date)	Result
Missouri State	#8 Northwestern St. (Sept. 2)	W, 20-10
Missouri State	#14 Indiana State (Sept. 9)	W, 31-10
Indiana State	#10 Missouri State (Sept. 9)	L, 31-10
Eastern Illinois	#8 Northwestern St. (Sept. 9)	W, 20-10
Western Illinois	#10 Missouri State (Sept. 16)	L, 31-24
Southern Illinois	#15 Murray State (Sept. 23)	L, 24-11
UNI	#5 Missouri State (Sept. 30)	L, 37-22
Southern Illinois	#12 Arkansas State (Sept. 30)	L, 28-23
Illinois State	#4 Missouri State (Oct. 7)	L, 42-7
UNI	#15 Western Illinois (Oct. 7)	W, 21-10
Western Illinois	#19 Eastern Illinois (Oct. 21)	L, 31-5
Southern Illinois	#8 Missouri State (Oct. 21)	L, 31-25
Missouri State	#20 Alcorn State (Oct. 28)	W, 59-18
UNI	#13 Eastern Illinois (Oct. 28)	W, 31-28
Illinois State	#17 UNI (Nov. 4)	W, 32-13
Eastern Illinois	#5 Missouri State (Nov. 11)	W, 16-15
Eastern Illinois	#15 Western Ky. (Nov. 18)	W, 10-7
Missouri State	#8 Maine (Nov. 24)	W, 38-35
Eastern Illinois	#4 Idaho (Nov. 25)	W, 38-21
Missouri State	#3 S.F. Austin (Dec. 2)	L, 55-25
Eastern Illinois	#6 Montana (Dec. 2)	L, 25-19

TOTAL MVFC vs. Ranked Foes: 11-10 (6-4 vs. non-league)
Best win vs. Non-League Ranked Foe: No. 4 Idaho

1990	Ranked Foe (Game Date)	Result
Indiana State	#10 Missouri State (Sept. 15)	L, 33-26
Illinois State	#17 UNI (Oct. 6)	L, 31-0
Southern Illinois	#3 Missouri State (Oct. 6)	L, 31-7
Western Illinois	#13 UNI (Oct. 13)	L, 50-14
Illinois State	#2 Missouri State (Oct. 20)	L, 45-30
Indiana State	#10 UNI (Oct. 20)	W, 33-23
Western Illinois	#2 Missouri State (Oct. 27)	L, 35-14
Eastern Illinois	#17 UNI (Oct. 27)	L, 16-10
Missouri State	#17 UNI (Nov. 3)	L, 20-17
UNI	#2 Missouri State (Nov. 3)	W, 20-17
Eastern Illinois	#8 Missouri State (Nov. 10)	L, 48-6
Western Illinois	#7 Nevada (Nov. 17)	L, 50-15
Missouri State	#13 Idaho (Nov. 24)	L, 41-35
UNI	#10 Boise State (Nov. 24)	L, 20-3

TOTAL MVFC vs. Ranked Foes: 2-12 (0-3 vs. non-league)
Best win vs. Non-League Ranked Foe: None against top-25

1991	Ranked Foe (Game Date)	Result
Southern Illinois	#5 UNI (Sept. 21)	W, 21-20
UNI	#2 Idaho (Sept. 28)	W, 36-14
Southern Illinois	#19 Illinois State (Sept. 28)	W, 14-11
Illinois State	#18 Southern Illinois (Sept. 28)	L, 14-11
Western Illinois	#11 Sam Houston (Sept. 28)	T, 21-21
Southern Illinois	#19 Missouri State (Oct. 5)	L, 17-13
Missouri State	#15 Southern Illinois (Oct. 5)	W, 17-13
Illinois State	#7 UNI (Oct. 12)	L, 17-14
Western Illinois	#15 Missouri State (Oct. 12)	W, 26-21
Indiana State	#18 Missouri State (Oct. 19)	L, 68-19
Southern Illinois	#17 Western Illinois (Oct. 19)	L, 21-20
Illinois State	#14 Western Illinois (Oct. 26)	L, 22-12
UNI	#17 Missouri State (Nov. 2)	W, 22-0

The Missouri Valley Football Conference has mastered 165 wins against non-conference top-25 FCS teams, and one (North Dakota State defeated No. 11/13 Iowa) against an FBS ranked team.

A league school has beaten a No. 1-ranked non-conference opponent eight times, recording an 8-14 all-time record.

Wins	MVFC	Opponent
1993	Illinois State	Youngstown State
1997	Youngstown State	Villanova*
2002	Western Kentucky	McNeese State#
2005	Northern Iowa	New Hampshire*
2011	North Dakota State	Sam Houston State#
2014	Illinois State	New Hampshire*
2015	North Dakota State	Jacksonville State#
2017	North Dakota State	James Madison#

*denotes playoffs; #denotes FCS Championship Game



RB Jamie Jones helped the Eastern Illinois Panthers to a ranking as high as No. 13 during his sophomore season in 1989.

Team	Wks. Ranked	High Rank, Date	Record vs. FCS Ranked	Vs. Non-Con Ranked	Highest-Ranked Opponent	Win vs. Highest Ranked	Highest-Ranked Non-Con Foe	Win vs. Highest Ranked Non-Con
Eastern Illinois	30	#3 - 1986	12-20	5-9	#1 - two times	#1 UNI (1992)	#1 Marshall (1992)	#4 Idaho (1989)
Illinois State	150	#2 - '06, '14, '15	53-95-1	18-23-1	#1 - 11 times	#1 - three times	#1 - three times	#1 YSU (93), UNH (14)
Indiana State	55	#14 - four times	17-104	4-21	#1 - 10 times	#1 NDSU (2012)	#1 YSU (twice)	#14 Murray St. (1998)
Missouri State	87	#2 - 1990	30-109	8-17	#1 - eight times	#3 McNeese (1996)	#3 - three times	#3 McNeese (1996)
North Dakota	17	#2 - 20/21	4-6	0-1	#1 - JMU (20-21)	#3 SDSU (20/21)	#1 - JMU (20/21)	None
N. Dakota State	165	#1 - multiple	86-16	38-4	#1 - four times	#1 - three times	#1 - four times	#1 - three times
UNI	393	#1 - two times	94-76	36-31	#1 - 11 times	#1 - three times	#1 - four times	#1 N. Hampshire ('05)
South Dakota	26	#4 - 2017	14-39	3-7	#1 - four times	#2 NDSU (2015)	#5 SHSU (2017)	#10 North Dakota (17)
S. Dakota State	144	#2 - multiple	41-39	9-10	#1 - 10 times	#1 NDSU (2016)	#1 - two times	#2 Kennesaw (2018)
Southern Illinois	158	#1 - three times	55-95	17-23	#1 - seven times	#1 - two times	#3 Delaware (2003)	#3 Weber State (20/21)
Western Illinois	196	#1 - 2003	43-95-1	14-21-1	#1 - 10 times	#1 YSU (1998)	#1 - three times	#2 Florida A&M (1998)
Western Kentucky	68	#1 - two times	15-16	6-5	#1 - two times	#1 McNeese (2002)	#1 - McNeese (2002)	#1 McNeese (2002)
Youngstown State	191	#1 - two times	40-67	15-8	#1 - 10 times	#1 - two times	#1 Villanova (1997)	#1 Villanova (1997)
TOTALS	1,680	#1 (125 weeks)	505-677-2	165-175-2	#1 - 90 Times	#1 - 18 Times	#1 - 22 Times	#1 - Eight Times

Missouri State	#4 UNI (Nov. 2)	L, 22-0
Indiana State	#12 Western Illinois (Nov. 2)	W, 7-6
Illinois State	#24 Missouri State (Nov. 9)	L, 21-6
Indiana State	#4 UNI (Nov. 9)	L, 49-21
UNI	#13 Western Illinois (Nov. 16)	W, 24-17
Western Illinois	#4 UNI (Nov. 16)	L, 24-17
Eastern Illinois	#4 UNI (Nov. 23)	L, 18-17
UNI	#15 Weber State (Nov. 30)	W, 38-21
Western Illinois	#8 Marshall (Nov. 30)	L, 20-17
UNI	#8 Marshall (Dec. 7)	L, 41-13

TOTAL MVFC vs. Ranked Foes: 9-13-1 (2-2-1 vs. non-league)
Best win vs. Non-League Ranked Foe: No. 2 Idaho

1992	Ranked Foe (Game Date)	Result
Missouri State	#19 McNeese State (Sept. 5)	L, 16-13
UNI	#15 McNeese State (Sept. 12)	W, 21-18
Eastern Illinois	#1 Marshall (Sept. 12)	L, 63-28
Illinois State	#2 UNI (Oct. 3)	L, 41-14
Indiana State	#7 Youngstown State (Oct. 3)	L, 30-24
Western Illinois	#17 Missouri State (Oct. 3)	L, 16-13
Illinois State	#7 Youngstown State (Oct. 10)	L, 34-10
Illinois State	#17 Missouri State (Oct. 17)	L, 24-21
Southern Illinois	#1 UNI (Oct. 17)	L, 30-25
UNI	#2 Idaho (Oct. 24)	W, 27-26
Eastern Illinois	#14 Missouri State (Oct. 24)	L, 13-10
Eastern Illinois	#10 Youngstown St. (Oct. 31)	L, 28-19
Indiana State	#1 UNI (Oct. 31)	L, 34-13
Eastern Illinois	#1 UNI (Nov. 7)	W, 21-15
Southern Illinois	#12 Missouri State (Nov. 7)	L, 51-12
UNI	#19 Western Illinois (Nov. 14)	W, 37-6
Western Illinois	#4 UNI (Nov. 14)	L, 37-6
Indiana State	#11 Missouri State (Nov. 14)	W, 31-28
UNI	#22 Missouri State (Nov. 21)	W, 37-12
Missouri State	#3 UNI (Nov. 21)	L, 37-12
UNI	#14 E. Washington (Nov. 28)	W, 17-14
UNI	#11 McNeese State (Dec. 5)	W, 29-7
UNI	#7 Youngstown State (Dec. 12)	L, 19-7

TOTAL MVFC vs. Ranked Foes: 8-15 (4-6 vs. non-league)
Best win vs. Non-League Ranked Foe: No. 2 Idaho

1993	Ranked Foe (Game Date)	Result
UNI	#7 McNeese State (Sept. 4)	L, 27-10
Eastern Illinois	#4 McNeese State (Sept. 11)	L, 49-7
Illinois State	#2 McNeese State (Sept. 18)	W, 37-27
Missouri State	#11 UNI (Oct. 2)	L, 20-14
Western Illinois	#20 Illinois State (Oct. 2)	W, 17-12

Indiana State	#11 UNI (Oct. 9)	L, 17-10
Eastern Illinois	#9 UNI (Oct. 16)	L, 31-27
Western Illinois	#11 Central Florida (Oct. 16)	L, 35-17
Southern Illinois	#21 Western Ky. (Oct. 16)	L, 51-24
Indiana State	#18 Western Ky. (Oct. 23)	W, 41-14
Western Illinois	#9 UNI (Oct. 23)	W, 25-23
Illinois State	#17 UNI (Oct. 30)	L, 20-19
Indiana State	#1 Youngstown State (Nov. 6)	L, 17-10
Illinois State	#1 Youngstown State (Nov. 13)	W, 13-10
Southern Illinois	#13 UNI (Nov. 13)	L, 49-17
Eastern Illinois	#25 Western Ky. (Nov. 13)	L, 28-14
UNI	#6 Boston (Nov. 27)	L, 27-21

TOTAL MVFC vs. Ranked Foes: 5-12 (3-7 vs. non-league)
Best win vs. Non-League Ranked Foe: No. 1 Youngstown St.

1994	Ranked Foe (Game Date)	Result
Illinois State	#4 McNeese State (Sept. 3)	L, 31-17
Missouri State	#9 UNI (Sept. 17)	L, 12-7
UNI	#2 McNeese State (Sept. 24)	L, 34-24
Illinois State	#9 Central Florida (Oct. 1)	L, 27-26
Indiana State	#13 UNI (Oct. 1)	L, 11-10
Eastern Illinois	#11 UNI (Oct. 8)	L, 19-7
Illinois State	#8 UNI (Oct. 22)	L, 24-17
Southern Illinois	#16 Western Ky. (Oct. 22)	W, 10-7
Western Illinois	#7 UNI (Oct. 29)	L, 36-27
UNI	#6 Idaho (Nov. 5)	L, 21-12
Southern Illinois	#14 UNI (Nov. 12)	L, 39-7
Illinois State	#17 M. Tennessee (Nov. 12)	T, 27-27
Indiana State	#1 Youngstown State (Nov. 19)	L, 14-3
UNI	#4 Montana (Nov. 26)	L, 23-20

TOTAL MVFC vs. Ranked Foes: 1-12-1 (1-6-1 vs. non-league)
Best win vs. Non-League Ranked Foe: No. 16 Western Ky.

1995	Ranked Foe (Game Date)	Result
Southern Illinois	#20 SE Missouri (Aug. 31)	W, 30-27
UNI	#13 Stephen F. Austin (Sept. 2)	L, 26-7
Missouri State	#3 McNeese State (Sept. 2)	L, 31-2
Illinois State	#25 Hofstra (Sept. 23)	L, 27-0
Indiana State	#23 Western Illinois (Sept. 23)	W, 30-13
Western Illinois	#22 UNI (Sept. 30)	L, 38-7
UNI	#22 Eastern Illinois (Oct. 7)	W, 17-7
Eastern Illinois	#21 UNI (Oct. 7)	L, 17-7
UNI	#23 Indiana State (Oct. 14)	W, 27-10
Indiana State	#18 UNI (Oct. 14)	L, 27-10
Southern Illinois	#14 UNI (Oct. 21)	L, 13-0
Illinois State	#18 Eastern Illinois (Oct. 28)	L, 31-10

Missouri State	#11 UNI (Oct. 28)	L, 19-17
Illinois State	#11 UNI (Nov. 4)	W, 31-29
Western Illinois	#15 Eastern Illinois (Nov. 4)	L, 20-17
Southern Illinois	#12 Eastern Illinois (Nov. 11)	L, 42-21
Illinois State	#14 Indiana State (Nov. 11)	W, 25-0
Eastern Illinois	#19 Indiana State (Nov. 18)	W, 27-6
Indiana State	#12 Eastern Illinois (Nov. 18)	L, 27-6
Western Illinois	#4 Murray State (Nov. 18)	L, 56-18
Eastern Illinois	#5 Stephen F. Austin (Nov. 25)	L, 34-29
UNI	#4 Murray State (Nov. 25)	W, 35-34
UNI	#6 Marshall (Dec. 2)	L, 41-14

TOTAL MVFC vs. Ranked Foes: 8-15 (2-6 vs. non-league)
Best win vs. Non-League Ranked Foe: No. 4 Murray State

1996	Ranked Foe (Game Date)	Result
Missouri State	#3 McNeese State (Sept. 7)	W, 12-7
Indiana State	#17 Eastern Illinois (Sept. 14)	L, 35-16
UNI	#3 Stephen F. Austin (Sept. 14)	W, 38-12
Southern Illinois	#13 Murray State (Sept. 14)	L, 48-38
Western Illinois	#14 Hofstra (Sept. 14)	W, 18-9
Indiana State	#22 Western Illinois (Oct. 5)	W, 10-7
Southern Illinois	#7 Missouri State (Oct. 5)	L, 24-17
Illinois State	#3 UNI (Oct. 12)	L, 47-10
Western Illinois	#7 Eastern Illinois (Oct. 12)	W, 10-7
Illinois State	#23 Indiana State (Oct. 19)	L, 23-7
UNI	#5 Missouri State (Oct. 19)	W, 38-31
Southern Illinois	#17 Western Illinois (Oct. 19)	L, 26-19
Missouri State	#3 UNI (Oct. 19)	L, 38-31
Illinois State	#9 Missouri State (Oct. 26)	L, 24-13
Southern Illinois	#3 UNI (Oct. 26)	L, 33-7
UNI	#21 Youngstown State (Nov. 2)	W, 23-10
Missouri State	#13 Western Illinois (Nov. 2)	L, 23-17
Western Illinois	#7 Missouri State (Nov. 2)	W, 23-17
Illinois State	#10 Western Illinois (Nov. 9)	L, 28-11
Indiana State	#3 UNI (Nov. 9)	L, 35-19
UNI	#21 Indiana State (Nov. 9)	W, 35-19
Missouri State	#23 Youngstown State (Nov. 9)	L, 17-13
Indiana State	#20 Missouri State (Nov. 16)	L, 27-12
UNI	#8 Western Illinois (Nov. 16)	W, 30-6
Western Illinois	#3 UNI (Nov. 16)	L, 30-6
UNI	#16 Eastern Illinois (Nov. 23)	W, 21-14
Western Illinois	#4 Murray State (Nov. 23)	L, 34-6
UNI	#7 William & Mary (Nov. 30)	W, 38-35
UNI	#1 Marshall (Dec. 7)	L, 31-14

TOTAL MVFC vs. Ranked Foes: 12-17 (7-5 vs. non-league)
Best win vs. Non-League Ranked Foe: No. 3 Stephen F. Austin, No. 3 McNeese State

1997	Ranked Foe (Game Date)	Result
Western Illinois	#6 Eastern Illinois (Aug. 28)	W, 41-0
Indiana State	#13 Murray State (Aug. 28)	L, 13-0
Illinois State	#25 Buffalo (Sept. 6)	W, 40-28
S. Illinois	#22 Nicholls State (Sept. 6)	L, 33-0
S. Illinois	#17 Murray State (Sept. 13)	W, 24-20
Missouri State	#20 McNeese State (Sept. 13)	L, 28-16
Illinois State	#19 Eastern Illinois (Sept. 20)	L, 25-14
UNI	#16 McNeese State (Sept. 20)	L, 22-5
S. Illinois	#23 UNI (Sept. 27)	L, 28-27
Illinois State	#23 UNI (Oct. 4)	L, 50-34
Indiana State	#2 Youngstown State (Oct. 4)	L, 31-0
UNI	#5 Western Illinois (Oct. 11)	L, 29-22
Western Illinois	#17 UNI (Oct. 11)	W, 29-22
Indiana State	#5 Western Illinois (Oct. 18)	L, 37-3
UNI	#1 Youngstown State (Oct. 18)	W, 35-32
Youngstown St.	#24 UNI (Oct. 18)	L, 35-32
S. Illinois	#7 Western Kentucky (Oct. 25)	L, 52-31
Missouri State	#3 Western Illinois (Oct. 25)	L, 37-3
Illinois State	#4 Youngstown State (Nov. 1)	L, 13-0
Indiana State	#8 Eastern Illinois (Nov. 1)	L, 21-14
S. Illinois	#2 Western Illinois (Nov. 1)	L, 31-26
Missouri State	#25 UNI (Nov. 1)	L, 23-22
Illinois State	#2 Western Illinois (Nov. 8)	L, 37-23
S. Illinois	#4 Youngstown State (Nov. 8)	L, 34-10
Indiana State	#5 Western Kentucky (Nov. 15)	L, 21-14
Missouri State	#4 Youngstown State (Nov. 15)	L, 45-13
Western Illinois	#4 Youngstown State (Nov. 22)	W, 24-21
Youngstown St.	#2 Western Illinois (Nov. 22)	L, 24-21
Western Illinois	#13 Jackson State (Nov. 29)	W, 31-24
Western Illinois	#6 McNeese State (Dec. 6)	L, 14-12
Youngstown St.	#7 Hampton (Nov. 29)	W, 28-13
Youngstown St.	#1 Villanova (Dec. 6)	W, 37-34
Youngstown St.	#3 E. Washington (Dec. 13)	W, 25-14
Youngstown St.	#6 McNeese State (Dec. 20)	W, 10-9

TOTAL MVFC vs. Ranked Foes: 11-23 (8-9 vs. non-league)
 Best win vs. Non-League Ranked Foe: No. 1 Villanova

1998	Ranked Foe (Game Date)	Result
Southern Illinois	#23 Murray State (Sept. 5)	L, 41-13
UNI	#1 McNeese State (Sept. 12)	L, 20-17
Indiana State	#1 Youngstown State (Sept. 19)	L, 20-14
Southern Illinois	#6 UNI (Sept. 19)	W, 27-20
UNI	#23 S.F. Austin (Sept. 26)	W, 14-10
Missouri State	#17 UNI (Oct. 3)	W, 24-21
Youngstown St.	#11 Western Illinois (Oct. 3)	L, 14-0
Western Illinois	#1 Youngstown State (Oct. 3)	W, 14-0
Missouri State	#5 Western Illinois (Oct. 10)	L, 20-13
Southern Illinois	#7 Youngstown State (Oct. 10)	L, 34-21
Illinois State	#14 Eastern Illinois (Oct. 17)	W, 36-22
Youngstown St.	#10 Delaware (Oct. 17)	L, 30-20
Southern Illinois	#5 Western Illinois (Oct. 17)	L, 13-3
Illinois State	#3 Western Illinois (Oct. 24)	L, 37-10
Western Illinois	#18 Illinois State (Oct. 24)	W, 37-10
Southern Illinois	#18 Western Kentucky (Nov. 7)	L, 48-28
Indiana State	#2 Western Illinois (Nov. 7)	L, 26-9
UNI	#16 Youngstown State (Nov. 7)	W, 42-14
Missouri State	#17 Illinois State (Nov. 7)	W, 49-42
Indiana State	#15 Western Ky. (Nov. 14)	L, 42-14
Missouri State	#24 CS Northridge (Nov. 14)	L, 42-38
UNI	#2 Western Illinois (Nov. 14)	W, 10-6
Youngstown St.	#25 Illinois State (Nov. 14)	L, 48-14
Indiana State	#14 Murray State (Nov. 21)	W, 66-10
Western Illinois	#14 Montana (Nov. 28)	W, 52-9
Illinois State	#2 Northwestern St. (Nov. 28)	L, 48-28
Western Illinois	#2 Florida A&M (Dec. 5)	W, 24-21
Western Illinois	#1 Georgia Southern (Dec. 12)	L, 42-14

TOTAL MVFC vs. Ranked Foes: 13-15 (5-8 vs. non-league)
 Best win vs. Non-League Ranked Foe: No. 2 Florida A&M

1999	Ranked Foe (Game Date)	Result
UNI	#5 McNeese State (Sept. 4)	W, 41-17
Southern Illinois	#25 Murray State (Sept. 11)	W, 58-51
Indiana State	#23 E. Kentucky (Sept. 18)	L, 24-31
UNI	#23 S. Illinois (Sept. 18)	W, 34-14
Southern Illinois	#3 UNI (Sept. 18)	L, 14-34
Missouri State	#11 Illinois State (Sept. 25)	L, 42-46
Western Illinois	#12 Youngstown (Sept. 25)	L, 24-28
Youngstown St.	#12 Western Illinois (Sept. 25)	W, 28-24
Illinois State	#3 UNI (Oct. 2)	W, 47-28
UNI	#10 Illinois State (Oct. 2)	L, 28-47
Indiana State	#12 Youngstown State (Oct. 2)	L, 28-31
Southern Illinois	#22 South Florida (Oct. 2)	L, 14-21
Missouri State	#18 Western Illinois (Oct. 2)	W, 27-17
Indiana State	#7 Illinois State (Oct. 9)	L, 17-20
Southern Illinois	#10 Youngstown State (Oct. 9)	L, 37-43
Western Illinois	#22 Elon College (Oct. 9)	W, 20-14
Illinois State	#18 South Florida (Oct. 16)	L, 13-14
Southern Illinois	#20 Western Illinois (Oct. 16)	L, 27-68
Missouri State	#8 UNI (Oct. 16)	L, 17-29
Indiana State	#19 Western Illinois (Oct. 23)	W, 39-36
UNI	#9 Youngstown State (Oct. 23)	L, 20-29
Youngstown St.	#6 UNI (Oct. 23)	W, 29-20
Southern Illinois	#12 Illinois State (Oct. 23)	L, 48-55
Illinois State	#8 Youngstown State (Oct. 30)	W, 31-28
Youngstown St.	#11 Illinois State (Oct. 30)	L, 28-31
Indiana State	#12 UNI (Oct. 30)	L, 21-44
Illinois State	#25 Western Illinois (Nov. 6)	W, 38-30
Western Illinois	#10 Illinois State (Nov. 6)	L, 30-38
Missouri State	#13 Youngstown State (Nov. 6)	L, 14-17
Western Illinois	#11 UNI (Nov. 13)	W, 46-27
Youngstown St.	#19 Villanova (Nov. 13)	W, 28-21
Illinois State	#17 Colgate (Nov. 27)	W, 56-13
Youngstown St.	#7 Montana (Nov. 27)	W, 30-27
Illinois State	#4 Hofstra (Dec. 4)	W, 37-20
Youngstown St.	#16 N.C. A&T (Dec. 4)	W, 41-3
Illinois State	#2 Georgia Southern (Dec. 11)	L, 17-28
Youngstown St.	#14 Florida A&M (Dec. 11)	W, 27-24
Youngstown St.	#2 Georgia Southern (Dec. 18)	L, 24-59

TOTAL MVFC vs. Ranked Foes: 18-20 (9-5 vs. non-league)
 Best win vs. Non-League Ranked Foe: No. 4 Hofstra

2000	Ranked Foe (Game Date)	Result
Indiana State	#16 Eastern Kentucky (Sept. 9)	L, 10-34
Southern Illinois	#16 UNI (Sept. 16)	W, 34-14
Western Illinois	#20 Sam Houston (Sept. 16)	W, 31-0
UNI	#10 S.F. Austin (Sept. 23)	W, 37-30
Illinois State	#24 UNI (Sept. 30)	L, 28-34
Indiana State	#11 Western Illinois (Sept. 30)	L, 7-49
Missouri State	#3 Youngstown State (Sept. 30)	L, 13-19
Illinois State	#2 Youngstown State (Oct. 7)	L, 12-14
Southern Illinois	#11 Western Illinois (Oct. 7)	L, 17-42
UNI	#2 Youngstown State (Oct. 14)	L, 24-28
Youngstown St.	#18 UNI (Oct. 14)	W, 28-24
Missouri State	#7 Western Illinois (Oct. 14)	L, 10-14
Western Illinois	#2 Youngstown State (Oct. 21)	W, 24-10
Youngstown St.	#6 Western Illinois (Oct. 21)	L, 10-24
Indiana State	#7 Youngstown State (Oct. 28)	L, 7-42
Illinois State	#3 Western Illinois (Nov. 4)	W, 25-18
Youngstown St.	#8 Hofstra (Nov. 4)	W, 42-35
Illinois State	#17 Eastern Illinois (Nov. 11)	W, 44-41
Indiana State	#8 Western Kentucky (Nov. 11)	L, 3-28
Southern Illinois	#2 Youngstown State (Nov. 11)	W, 21-20
UNI	#6 Western Illinois (Nov. 18)	L, 41-44
Western Illinois	#18 UNI (Nov. 18)	W, 44-41
Southern Illinois	#8 Western Kentucky (Nov. 18)	L, 0-22
Western Illinois	#8 Lehigh (Nov. 25)	L, 7-37
Youngstown St.	#9 Richmond (Nov. 25)	L, 3-10

TOTAL MVFC vs. Ranked Foes: 10-15 (4-5 vs. non-league)
 Best win vs. Non-League Ranked Foe: No. 8 Hofstra

Missouri Valley FB Ranked vs. Ranked

There have been 211 games in which two league teams ranked in the top 25 played one another. Of those 211 games, 58 times the meeting involved teams that were both ranked in the Top 10 at the same time. Sixteen meetings have occurred in the playoffs.

Date	Teams	Result
10/11/86	#8 UNI at #11 EIU	EIU, 31-30
10/24/87	#12 UNI at #6 WIU	UNI, 52-7
*9/9/89	#14 INS at #10 MSU	MSU, 31-10
11/3/90	#2 MSU at #17 UNI	UNI, 20-17
9/28/91	#19 ILS at #18 SIU	SIU, 14-11
10/5/91	#19 MSU at #15 SIU	MSU, 17-13
11/2/91	#4 UNI at #17 MSU	UNI, 22-0
11/16/91	#4 UNI at #13 WIU	UNI, 24-17
11/14/92	#19 WIU at #4 UNI	UNI, 37-6
11/21/92	#22 MSU at #3 UNI	UNI, 37-12
10/7/95	#22 EIU at #21 UNI	UNI, 17-7
10/14/95	#23 INS at #18 UNI	UNI, 27-10
11/18/95	#12 EIU at #19 INS	EIU, 27-6
10/19/96	#5 MSU at #3 UNI	UNI, 38-31
11/2/96	#13 WIU at #7 MSU	WIU, 23-17
11/9/96	#3 UNI at #21 INS	UNI, 35-19
11/16/96	#8 WIU at #3 UNI	UNI, 30-6
10/11/97	#17 UNI at #5 WIU	WIU, 29-22
10/18/97	#1 YSU at #24 UNI	UNI, 35-32
11/22/97	#2 WIU at #4 YSU	WIU, 24-21
10/3/98	#1 YSU at #11 WIU	WIU, 14-0
10/24/98	#18 ILS at #3 WIU	WIU, 37-10
9/25/99	#23 SIU at #3 UNI	UNI, 34-14
9/25/99	#12 WIU at #13 YSU	YSU, 28-24
10/2/99	#3 UNI at #10 ILS	ILS, 47-28
10/23/99	#9 YSU at #6 UNI	YSU, 29-20
10/30/99	#11 ILS at #8 YSU	ILS, 31-28
11/6/99	#25 WIU at #10 ILS	ILS, 38-30
10/14/00	#18 UNI at #2 YSU	YSU, 28-24
10/21/00	#2 YSU at #6 WIU	WIU, 24-20
11/18/00	#6 WIU at #18 UNI	UNI, 44-41
8/30/01	#3 WKU at #13 WIU	WIU, 17-13
9/22/01	#6 WIU at #3 YSU	YSU, 41-7
9/29/01	#24 UNI at #2 YSU	UNI, 30-11
10/20/01	#11 UNI at #12 WIU	UNI, 17-14
10/27/01	#10 WKU at #5 YSU	WKU, 24-14
11/10/01	#13 UNI at #6 WKU	UNI, 24-23
10/5/02	#25 WKU at #6 UNI	WKU, 31-12
10/19/02	#21 UNI at #17 YSU	UNI, 22-7
10/26/02	#23 YSU at #8 WIU	WIU, 19-0
11/2/02	#25 ILS at #21 WKU	WKU, 9-0
12/7/02	#15 WKU at #2 WIU	WKU, 31-28
10/4/03	#5 WKU at #2 WIU	WIU, 33-28
10/18/03	#7 SIU at #2 WIU	SIU, 37-32
10/25/03	#9 UNI at #7 WIU	UNI, 38-30
11/1/03	#3 SIU at #7 WKU	SIU, 28-24
11/8/03	#6 UNI at #9 WKU	WKU, 24-3
11/15/03	#2 SIU at #11 UNI	UNI, 43-40
10/2/04	#14 UNI at #1 SIU	SIU, 40-36
10/9/04	#6 WKU at #21 UNI	WKU, 17-10
10/16/04	#4 WKU at #1 SIU	SIU, 38-10
10/27/05	#8 SIU at #1 WKU	SIU, 31-20
10/29/05	#11 YSU at #21 UNI	UNI, 21-7
11/5/05	#14 UNI at #6 WKU	UNI, 23-20
11/5/05	#15 YSU at #5 SIU	SIU, 31-17
11/12/05	#4 SIU at #12 UNI	UNI, 25-24
11/12/05	#12 WKU at #19 YSU	YSU, 42-10
10/14/06	#7 SIU at #5 ILS	ILS, 37-10
10/21/06	#13 UNI at #5 YSU	UNI, 31-23
10/28/06	#10 YSU at #3 ILS	YSU, 27-13
11/4/06	#12 SIU at #7 YSU	YSU, 31-24
11/11/06	#12 UNI at #14 SIU	SIU, 47-23
11/18/06	#6 ILS at #20 UNI	UNI, 38-27
12/2/06	#11 ILS at #4 YSU	YSU, 28-21

➔ continued on next page

Valley Ranked vs. Ranked (cont.)

9/29/07	#3 UNI at #16 ILS	UNI, 23-13
10/6/07	#10 YSU at #6 SIU	SIU, 24-17
10/13/07	#6 SIU at #2 UNI	UNI, 30-24
10/20/07	#1 UNI at #17 WIU	UNI, 42-3
10/27/07	#20 YSU at #1 UNI	UNI, 14-13
11/3/07	#5 SIU at #19 WIU	SIU, 10-9
11/10/07	#23 WIU at #20 YSU	YSU, 31-24
9/6/08	#14 YSU at #20 SDSU	SDSU, 40-7
9/13/08	#15 WIU at #13 SDSU	SDSU, 24-22
9/20/08	#12 SDSU at #7 UNI	UNI, 34-20
9/20/08	#2 NDSU at #24 YSU	YSU, 32-24
9/27/08	#5 UNI at #13 SIU	SIU, 27-24
10/4/08	#11 SIU at #6 NDSU	NDSU, 35-27
10/11/08	#17 WIU at #6 NDSU	WIU, 27-22
10/18/08	#16 NDSU at #4 UNI	UNI, 23-13
11/1/08	#4 UNI at #12 WIU	UNI, 30-6
11/8/08	#17 WIU at #9 SIU	SIU, 24-14
10/17/09	#5 SIU at #2 UNI	SIU, 27-20
10/24/09	#6 UNI at #11 SDSU	SDSU, 24-14
11/7/09	#3 SIU at #9 SDSU	SIU, 34-15
9/11/10	#21 NDSU at #13 UNI	UNI, 16-9
10/2/10	#23 SIU at #19 ILS	SIU, 38-17
10/9/10	#15 UNI at #21 SIU	SIU, 45-38
10/8/11	#4 NDSU at #17 SIU	NDSU, 9-3
10/8/11	#17 INS at #2 UNI	UNI, 23-9
10/29/11	#2 UNI at #3 NDSU	NDSU, 27-19
11/5/11	#1 NDSU at #16 INS	NDSU, 27-16
11/19/11	#4 UNI at #14 ILS	UNI, 23-20
9/22/12	#8 UNI at #3 YSU	YSU, 42-35
9/29/12	#1 NDSU at #14 UNI	NDSU, 33-21
10/6/12	#3 YSU at #1 NDSU	NDSU, 48-7
10/13/12	#8 YSU at #14 ILS	ILS, 35-28
11/3/12	#15 ILS at #14 INS	ILS, 17-10
11/10/12	#16 SDSU at #1 NDSU	NDSU, 20-17
11/17/12	#1 NDSU at #11 ILS	NDSU, 38-20
12/1/12	#19 SDSU at #11 NDSU	NDSU, 28-3
9/28/13	#1 NDSU at #6 SDSU	NDSU, 20-0
10/5/13	#4 UNI at #1 NDSU	NDSU, 24-23
10/26/13	#17 UNI at #24 SDSU	SDSU, 37-34
11/16/13	#1 NDSU at #15 YSU	NDSU, 35-17
11/23/13	#16 SDSU at #15 YSU	SDSU, 42-13
10/4/14	#9 SDSU at #22 ILS	ILS, 45-10
10/4/14	#10 UNI at #25 INS	INS, 20-18
10/4/14	#12 YSU at #23 MSU	YSU, 14-7
10/11/14	#15 ILS at #20 INS	ILS, 20-18
10/11/14	#12 SIU at #1 NDSU	NDSU, 38-10
10/18/14	#22 INS at #1 NDSU	NDSU, 34-17
10/18/14	#16 SDSU at #20 UNI	SDSU, 31-28
10/18/14	#14 SIU at #19 YSU	YSU, 26-14
10/25/14	#24 INS at #19 SIU	INS, 41-26
10/25/14	#16 YSU at #13 SDSU	YSU, 30-27
11/1/14	#6 ILS at #22 UNI	UNI, 42-28
11/1/14	#18 SDSU at #1 NDSU	NDSU, 37-17
11/8/14	#10 YSU at #12 ILS	ILS, 35-21
11/8/14	#22 SDSU at #17 INS	SDSU, 32-17
11/8/14	#1 NDSU at #19 UNI	UNI, 23-3
11/15/14	#23 INS at #15 YSU	INS, 27-24
11/15/14	#12 UNI at #22 SIU	UNI, 40-21
11/22/14	#20 YSU at #3 NDSU	NDSU, 38-14
12/6/14	#10 UNI at #7 ILS	ILS, 41-21
12/6/14	#13 SDSU at #2 NDSU	NDSU, 27-24
1/10/15	#7 ILS vs. #2 NDSU	NDSU, 29-27
10/3/15	#6 UNI at #4 ILS	ILS, 21-13
10/3/15	#2 NDSU at #5 SDSU	NDSU, 28-7
10/10/15	#4 ILS at #7 YSU	ILS, 31-29
10/10/15	#10 UNI at #2 NDSU	NDSU, 31-28
10/10/15	#19 INS at #8 SDSU	SDSU, 24-7
10/17/15	#7 SDSU at #11 YSU	SDSU, 38-8
10/24/15	#20 WIU at #3 ILS	ILS, 48-28
10/24/15	#8 NDSU at #18 INS	NDSU, 28-14
10/24/15	#22 UNI at #6 SDSU	UNI, 10-7
10/31/15	#21 INS at #3 ILS	ILS, 27-24
10/31/15	#24 YSU at #23 WIU	YSU, 23-21
11/7/15	#23 INS at #17 UNI	UNI, 59-13
11/7/15	#2 ILS at #11 SDSU	SDSU, 25-20
11/14/15	#2 NDSU at #20 YSU	NDSU, 27-24
12/12/15	#14 UNI at #2 NDSU	NDSU, 23-13

→ continued on next page

2001	Ranked Foe (Game Date)	Result
Western Illinois	#3 Western Kentucky (Aug. 30)	W, 17-13
Western Ky.	#13 Western Illinois (Aug. 30)	L, 13-17
Indiana State	#12 Eastern Illinois (Sept. 8)	L, 14-44
Missouri State	#8 Western Ky. (Sept. 22)	L, 7-23
Western Illinois	#3 Youngstown St. (Sept. 22)	L, 7-41
Youngstown St.	#6 Western Illinois (Sept. 22)	W, 41-7
Illinois State	#19 Southwest Texas (Sept. 29)	L, 13-20
UNI	#2 Youngstown St. (Sept. 29)	W, 30-11
Southern Illinois	#13 Western Illinois (Sept. 29)	L, 21-38
Youngstown St.	#24 UNI (Sept. 29)	L, 11-30
Indiana State	#8 Youngstown State (Oct. 6)	L, 21-35
Missouri State	#15 UNI (Oct. 6)	L, 3-27
Illinois State	#14 Western Illinois (Oct. 13)	L, 23-33
Indiana State	#11 Western Ky. (Oct. 13)	L, 9-22
Southern Illinois	#14 UNI (Oct. 13)	L, 14-19
Missouri State	#5 Youngstown State (Oct. 13)	L, 20-41
Illinois State	#5 Youngstown State (Oct. 20)	L, 30-44
UNI	#12 Western Illinois (Oct. 20)	W, 17-14
Southern Illinois	#9 Eastern Illinois (Oct. 20)	L, 21-49
Western Illinois	#11 UNI (Oct. 20)	L, 14-17
Western Ky.	#11 McNeese State (Oct. 20)	W, 21-0
Illinois State	#9 UNI (Oct. 27)	W, 42-14
Missouri State	#16 Western Illinois (Oct. 27)	W, 43-28
Western Ky.	#5 Youngstown St. (Oct. 27)	W, 24-14
Youngstown St.	#10 Western Ky. (Oct. 27)	L, 14-24
Illinois State	#7 Western Kentucky (Nov. 3)	L, 14-58
Indiana State	#15 UNI (Nov. 3)	L, 13-34
Southern Illinois	#10 Youngstown St. (Nov. 3)	L, 7-31
Western Illinois	#18 Sam Houston (Nov. 3)	L, 24-49
UNI	#6 Western Ky. (Nov. 10)	W, 24-23
Western Ky.	#13 UNI (Nov. 10)	L, 23-24
Southern Illinois	#11 Western Ky. (Nov. 17)	L, 6-36
UNI	#3 Eastern Illinois (Dec. 1)	W, 49-43
Western Ky.	#3 Furman (Dec. 1)	L, 20-24
UNI	#16 Maine (Dec. 8)	W, 56-28
UNI	#1 Montana (Dec. 15)	L, 0-38

TOTAL MVFC vs. Ranked Foes: 11-25 (3-6 vs. non-league)
Best win vs. Non-League Ranked Foe: No. 3 Eastern Illinois

2002	Ranked Foe (Game Date)	Result
Missouri State	#23 Hampton (Sept. 7)	W, 28-26
Youngstown St.	#6 McNeese State (Sept. 7)	L, 13-28
Western Illinois	#21 Western Ky. (Sept. 14)	W, 14-0
Indiana State	#13 Eastern Illinois (Sept. 21)	L, 19-26
Western Ky.	#11 Youngstown St. (Sept. 21)	W, 13-7
Illinois State	#13 Eastern Illinois (Sept. 28)	L, 10-45
Missouri State	#21 Youngstown St. (Sept. 28)	L, 17-24
Western Ky.	#2 McNeese State (Sept. 28)	L, 13-38
Indiana State	#22 Youngstown State (Oct. 5)	L, 16-31
UNI	#25 Western Kentucky (Oct. 5)	L, 12-31
Southern Illinois	#8 Western Illinois (Oct. 5)	W, 54-52
Western Ky.	#6 UNI (Oct. 5)	W, 31-12
Illinois State	#13 Western Illinois (Oct. 12)	L, 17-22
Southern Illinois	#12 UNI (Oct. 12)	W, 42-13
Illinois State	#25 Southern Illinois (Oct. 19)	W, 35-14
Indiana State	#10 Western Illinois (Oct. 19)	L, 21-52
UNI	#17 Youngstown St. (Oct. 19)	W, 22-7
Missouri State	#25 Western Ky. (Oct. 19)	L, 7-31
Youngstown St.	#21 UNI (Oct. 19)	L, 7-22
Illinois State	#17 UNI (Oct. 26)	W, 31-20
Indiana State	#23 Western Ky. (Oct. 26)	L, 7-24
Western Illinois	#23 Youngstown St. (Oct. 26)	W, 19-0
Youngstown St.	#8 Western Illinois (Oct. 26)	L, 0-19
Illinois State	#21 Western Ky. (Nov. 2)	L, 0-9
Missouri State	#8 Western Illinois (Nov. 2)	L, 23-28
Western Ky.	#25 Illinois State (Nov. 2)	W, 9-0
UNI	#9 Western Illinois (Nov. 9)	L, 12-35
Southern Illinois	#16 Western Ky. (Nov. 16)	L, 16-48

Western Illinois	#6 Eastern Illinois (Nov. 30)	W, 48-9
Western Ky.	#24 Murray State (Nov. 30)	W, 59-20
Western Illinois	#15 Western Ky. (Dec. 7)	L, 28-31
Western Ky.	#2 Western Illinois (Dec. 7)	W, 31-28
Western Ky.	#3 Ga. Southern (Dec. 14)	W, 31-28
Western Ky.	#1 McNeese State (Dec. 20)	W, 34-14

TOTAL MVFC vs. Ranked Foes: 16-18 (5-4 vs. non-league)
Best win vs. Non-League Ranked Foe: No. 1 McNeese St.

2003	Ranked Foe (Game Date)	Result
Southern Illinois	#22 SE Missouri State (Sept. 6)	W, 28-7
Illinois State	#18 Eastern Illinois (Sept. 20)	W, 21-14
Western Ky.	#22 E. Kentucky (Sept. 20)	W, 36-3
UNI	#11 Northwestern St. (Sept. 27)	W, 43-10
Illinois State	#15 UNI (Oct. 4)	L, 16-7
Indiana State	#11 Southern Illinois (Oct. 4)	L, 14-37
Western Illinois	#5 Western Kentucky (Oct. 4)	W, 33-28
Western Ky.	#2 Western Illinois (Oct. 4)	L, 28-33
Illinois State	#8 Southern Illinois (Oct. 11)	L, 17-45
Indiana State	#12 UNI (Oct. 11)	L, 14-22
Missouri State	#9 Western Kentucky (Oct. 11)	L, 6-9
Youngstown	#2 Western Illinois (Oct. 11)	L, 20-54
Illinois State	#9 Western Kentucky (Oct. 18)	L, 24-27
Southern Illinois	#2 Western Illinois (Oct. 18)	W, 37-32
Missouri State	#11 UNI (Oct. 18)	L, 20-26
Western Illinois	#7 Southern Illinois (Oct. 18)	L, 32-37
Indiana State	#8 Western Kentucky (Oct. 25)	L, 14-59
UNI	#7 Western Illinois (Oct. 25)	W, 38-30
Missouri State	#4 Southern Illinois (Oct. 25)	L, 6-20
Western Illinois	#9 UNI (Oct. 25)	L, 30-38
Illinois State	#12 Western Illinois (Nov. 1)	L, 20-24
Southern Illinois	#7 Western Kentucky (Nov. 1)	W, 28-24
Western Ky.	#3 Southern Illinois (Nov. 1)	L, 24-28
Youngstown St.	#6 UNI (Nov. 1)	L, 9-47
Indiana State	#10 Western Illinois (Nov. 8)	L, 28-34
UNI	#9 Western Kentucky (Nov. 8)	L, 3-24
Western Ky.	#6 UNI (Nov. 8)	W, 24-3
Youngstown St.	#3 Southern Illinois (Nov. 8)	L, 17-24
UNI	#2 Southern Illinois (Nov. 15)	W, 43-40
Southern Illinois	#11 UNI (Nov. 15)	L, 40-43
Missouri State	#10 Western Illinois (Nov. 15)	L, 42-63
Youngstown St.	#7 Western Kentucky (Nov. 15)	L, 13-37
UNI	#23 Montana State (Nov. 29)	W, 35-14
Southern Illinois	#3 Delaware (Nov. 29)	L, 7-48
Western Illinois	#11 Montana (Nov. 29)	W, 43-40
Western Ky.	#17 Jacksonville St. (Nov. 29)	W, 45-7
UNI	#3 Delaware (Dec. 6)	L, 7-37
Western Illinois	#6 Colgate (Dec. 6)	L, 27-28
Western Ky.	#2 Wofford (Dec. 6)	L, 17-34

TOTAL MVFC vs. Ranked Foes: 13-26 (7-4 vs. non-league)
Best win vs. Non-League Ranked Foe: No. 11 Montana

2004	Ranked Foe (Game Date)	Result
UNI	#12 S.F. Austin (Sept. 18)	L, 21-24
Youngstown St.	#17 McNeese State (Sept. 18)	L, 20-24
UNI	#1 Southern Illinois (Oct. 2)	L, 36-40
Southern Illinois	#14 UNI (Oct. 2)	W, 40-36
Youngstown St.	#6 Western Kentucky (Oct. 2)	L, 19-44
UNI	#6 Western Kentucky (Oct. 9)	L, 10-17
Western Ky.	#21 UNI (Oct. 9)	W, 17-10
Youngstown St.	#1 Southern Illinois (Oct. 9)	L, 2-37
Southern Illinois	#4 Western Kentucky (Oct. 16)	W, 38-10
Western Ky.	#1 Southern Illinois (Oct. 16)	L, 10-38
Indiana State	#10 Western Ky. (Oct. 23)	L, 9-31
Missouri State	#1 Southern Illinois (Oct. 23)	L, 3-27
Illinois State	#7 Western Kentucky (Oct. 30)	L, 21-24
Western Illinois	#1 Southern Illinois (Oct. 30)	L, 13-66
Illinois State	#1 Southern Illinois (Nov. 6)	L, 14-41

Missouri State	#5 Western Kentucky (Nov. 6)	L, 24-28
Indiana State	#1 Southern Illinois (Nov. 13)	L, 10-59
Western Illinois	#5 Western Kentucky (Nov. 13)	L, 3-45
Southern Illinois	#13 E. Washington (Nov. 27)	L, 31-35
Western Ky.	#9 Sam Houston St. (Nov. 27)	L, 24-54

TOTAL MVFC vs. Ranked Foes: 3-17 (0-4 vs. non-league)
Best win vs. Non-League Ranked Foe: None against top-25

2005	Ranked Foe (Game Date)	Result
Indiana State	#3 Western Ky. (Oct. 1)	L, 28-38
Missouri State	#2 Southern Illinois (Oct. 1)	L, 23-30
Western Illinois	#8 UNI (Oct. 1)	L, 24-41
Illinois State	#3 Western Ky. (Oct. 8)	L, 34-37
Indiana State	#22 Youngstown State (Oct. 8)	L, 0-45
Missouri State	#6 UNI (Oct. 8)	W, 24-21
Western Illinois	#2 Southern Illinois (Oct. 8)	L, 24-34
Illinois State	#1 Southern Illinois (Oct. 15)	W, 61-35
Indiana State	#14 UNI (Oct. 15)	L, 10-31
Missouri State	#3 Western Ky. (Oct. 15)	L, 28-37
Western Illinois	#15 Youngstown St. (Oct. 15)	L, 21-23
Illinois State	#13 UNI (Oct. 22)	W, 38-3
Indiana State	#10 Southern Illinois (Oct. 22)	L, 20-42
Missouri State	#14 Youngstown St. (Oct. 22)	L, 7-31
Western Illinois	#1 Western Kentucky (Oct. 22)	L, 7-42
Southern Illinois	#1 Western Ky. (Oct. 27)	W, 31-20
Western Ky.	#8 Southern Illinois (Oct. 27)	L, 20-31
UNI	#11 Youngstown St. (Oct. 29)	W, 21-7
Western Illinois	#18 Illinois State (Oct. 29)	W, 31-17
Youngstown St.	#21 UNI (Oct. 29)	L, 7-21
UNI	#6 Western Kentucky (Nov. 5)	W, 23-20
Southern Illinois	#15 Youngstown St. (Nov. 5)	W, 31-17
Western Ky.	#14 UNI (Nov. 5)	L, 20-23
Youngstown St.	#5 Southern Illinois (Nov. 5)	L, 17-31
UNI	#4 Southern Illinois (Nov. 12)	W, 25-24
Southern Illinois	#12 UNI (Nov. 12)	L, 24-25
Western Ky.	#19 Youngstown St. (Nov. 12)	L, 10-42
Youngstown St.	#12 Western Ky. (Nov. 12)	W, 42-10
Southern Illinois	#20 N. Dakota St. (Nov. 19)	W, 9-0
UNI	#15 E. Washington (Nov. 26)	W, 41-38
Southern Illinois	#19 Eastern Illinois (Nov. 26)	W, 21-6
UNI	#1 New Hampshire (Dec. 3)	W, 24-21
Southern Illinois	#4 Appalachian St. (Dec. 3)	L, 24-38
UNI	#5 Texas State (Dec. 9)	W, 40-37
UNI	#4 Appalachian St. (Dec. 16)	L, 16-21

TOTAL MVFC vs. Ranked Foes: 15-20 (5-2 vs. non-league)
Best win vs. Non-League Ranked Foe: No. 1 New Hampshire

2006	Ranked Foe (Game Date)	Result
Indiana State	#20 Eastern Illinois (Sept. 9)	L, 21-31
Western Ky.	#23 Eastern Ky. (Sept. 9)	L, 21-26
Illinois State	#18 Eastern Illinois (Sept. 16)	W, 44-30
Youngstown St.	#16 UC Davis (Sept. 23)	W, 38-24
Indiana State	#10 Southern Illinois (Sept. 30)	L, 3-55
Missouri State	#8 Youngstown St. (Sept. 30)	L, 10-37
Western Ky.	#21 Western Illinois (Sept. 30)	W, 38-35
Indiana State	#8 Youngstown St. (Oct. 7)	L, 17-55
Western Illinois	#9 Southern Illinois (Oct. 7)	L, 24-31
Western Ky.	#6 Illinois State (Oct. 7)	L, 27-28
Missouri State	#14 UNI (Oct. 14)	L, 7-38
Illinois State	#7 Southern Illinois (Oct. 14)	W, 37-10
Southern Illinois	#5 Illinois State (Oct. 14)	L, 10-37
Indiana State	#14 UNI (Oct. 14)	L, 14-34
Western Illinois	#6 Youngstown State (Oct. 14)	L, 28-35
UNI	#5 Youngstown State (Oct. 21)	W, 31-23
Western Illinois	#3 Illinois State (Oct. 21)	L, 14-27
Western Ky.	#13 Southern Illinois (Oct. 21)	W, 27-24
Youngstown St.	#13 UNI (Oct. 21)	L, 23-31
Illinois State	#10 Youngstown St. (Oct. 28)	L, 13-27

Missouri State	#19 Southern Illinois (Oct. 28)	L, 17-27
Western Illinois	#7 UNI (Oct. 28)	W, 24-13
Youngstown St.	#3 Illinois State (Oct. 28)	W, 27-13
Missouri State	#8 Illinois State (Nov. 4)	L, 14-38
Southern Illinois	#7 Youngstown St. (Nov. 4)	L, 24-31
Western Ky.	#14 UNI (Nov. 4)	L, 20-31
Youngstown St.	#12 Southern Illinois (Nov. 4)	W, 31-24
Indiana State	#7 Illinois State (Nov. 11)	L, 20-42
UNI	#14 S. Illinois (Nov. 11)	L, 23-47
Southern Illinois	#12 UNI (Nov. 11)	W, 47-23
Western Ky.	#6 Youngstown State (Nov. 11)	L, 3-19
Illinois State	#20 UNI (Nov. 18)	L, 27-38
UNI	#6 Illinois State (Nov. 18)	W, 38-27
Illinois State	#14 Eastern Illinois (Nov. 25)	W, 24-13
Southern Illinois	#12 Tenn.-Martin (Nov. 25)	W, 36-30
Youngstown St.	#6 James Madison (Nov. 25)	W, 35-31
Illinois State	#4 Youngstown St. (Dec. 2)	L, 21-28
Southern Illinois	#2 Montana (Dec. 2)	L, 3-20
Youngstown St.	#11 Illinois State (Dec. 2)	W, 28-21
Youngstown St.	#1 Appalachian St. (Dec. 9)	L, 24-49

TOTAL MVFC vs. Ranked Foes: 15-25 (5-4 vs. non-league)
Best win vs. Non-League Ranked Foe: No. 6 James Madison

2007	Ranked Foe (Game Date)	Result
Western Illinois	#19 S. Dakota State (Aug. 30)	W, 29-26
Missouri State	#20 Tenn.-Martin (Sept. 6)	W, 51-44
Illinois State	#14 Eastern Illinois (Sept. 15)	W, 24-21
Indiana State	#20 Eastern Illinois (Sept. 22)	L, 20-54
Illinois State	#3 UNI (Sept. 29)	L, 13-23
Indiana State	#6 Southern Illinois (Sept. 29)	L, 10-72
Missouri State	#10 Youngstown St. (Sept. 29)	L, 21-49
UNI	#16 Illinois State (Sept. 29)	W, 23-13
Western Illinois	#3 N. Dakota State (Sept. 29)	L, 28-41
Indiana State	#22 Western Illinois (Oct. 6)	L, 7-19
Missouri State	#22 Illinois State (Oct. 6)	W, 58-41
Southern Illinois	#10 Youngstown St. (Oct. 6)	W, 24-17
Youngstown St.	#6 Southern Illinois (Oct. 6)	L, 17-24
Missouri State	#19 Western Illinois (Oct. 13)	L, 10-31
UNI	#6 Southern Illinois (Oct. 13)	W, 30-24
Southern Illinois	#2 UNI (Oct. 13)	L, 24-30
Illinois State	#12 Youngstown St. (Oct. 20)	W, 27-22
Missouri State	#9 Southern Illinois (Oct. 20)	L, 10-45
UNI	#17 Western Illinois (Oct. 20)	W, 42-3
Western Illinois	#1 UNI (Oct. 20)	L, 3-42
Illinois State	#24 W. Illinois (Oct. 27)	L, 14-27
UNI	#20 Youngstown St. (Oct. 27)	W, 14-13
Youngstown St.	#1 UNI (Oct. 27)	L, 13-14
Illinois State	#1 N. Dakota State (Nov. 3)	L, 28-54
Indiana State	#22 Youngstown St. (Nov. 3)	L, 7-40
Missouri State	#1 UNI (Nov. 3)	L, 17-38
Southern Illinois	#19 Western Illinois (Nov. 3)	W, 10-9
Western Illinois	#6 Southern Illinois (Nov. 3)	L, 9-10
Illinois State	#5 Southern Illinois (Nov. 10)	L, 24-34
Indiana State	#1 UNI (Nov. 10)	L, 14-68
Western Illinois	#20 Youngstown St. (Nov. 10)	L, 24-31
Youngstown St.	#23 Western Illinois (Nov. 10)	W, 31-24
UNI	#15 New Hampshire (Nov. 24)	W, 38-35
Southern Illinois	#17 Eastern Illinois (Nov. 24)	W, 30-11
UNI	#13 Delaware (Dec. 1)	L, 27-39
Southern Illinois	#7 Massachusetts (Dec. 1)	W, 34-27
Southern Illinois	#13 Delaware (Dec. 8)	L, 17-20

TOTAL MVFC vs. Ranked Foes: 15-22 (6-5 vs. non-league)
Best win vs. Non-League Ranked Foe: No. 7 UMass

Valley Ranked vs. Ranked (cont.)

10/1/16	#18 ILS at #1 NDSU	NDSU, 31-10
10/1/16	#7 WIU at #15 SDSU	SDSU, 52-14
10/8/16	#13 YSU at #22 ILS	YSU, 20-6
10/15/16	#11 SDSU at #1 NDSU	SDSU, 19-17
10/15/16	#21 UNI at #11 YSU	YSU, 14-10
10/22/16	#4 NDSU at #12 WIU	NDSU, 21-13
10/22/16	#12 YSU at #7 SDSU	SDSU, 24-10
10/29/16	#15 WIU at #25 USD	WIU, 35-34
11/5/16	#13 YSU at #4 NDSU	NDSU, 24-3
12/10/16	#7 SDSU at #3 NDSU	NDSU, 36-10
9/30/17	#10 USD at #13 WIU	USD, 38-33
9/30/17	#4 SDSU at #5 YSU	SDSU, 31-28
10/7/17	#3 YSU at #6 USD	USD, 31-28
10/14/17	#2 NDSU at #8 YSU	NDSU, 27-24
10/21/17	#4 USD at #24 ILS	ILS, 37-21
10/21/17	#10 WIU at #2 NDSU	NDSU, 24-12
10/28/17	#16 ILS at #19 YSU	ILS, 35-0
10/28/17	#25 UNI at #2 NDSU	NDSU, 30-14
10/28/17	#11 SDSU at #12 WIU	SDSU, 52-24
11/4/17	#15 WIU at #12 ILS	WIU, 31-14
11/4/17	#2 NDSU at #8 SDSU	SDSU, 33-21
11/11/17	#17 ILS at #5 SDSU	SDSU, 27-24
11/11/17	#10 USD at #5 NDSU	NDSU, 49-14
11/18/17	#4 NDSU at #21 ILS	NDSU, 20-7
11/18/17	#5 SDSU at #16 USD	SDSU, 31-28
12/2/17	#20 UNI at #6 SDSU	SDSU, 37-22
9/29/18	#3 SDSU at #1 NDSU	NDSU, 21-17
10/6/18	#1 NDSU at #22 UNI	NDSU, 56-31
10/20/18	#7 ILS at #1 NDSU	NDSU, 28-14
10/20/18	#2 SDSU at #25 UNI	UNI, 24-9
10/27/18	#7 SDSU at #9 ILS	SDSU, 38-28
12/14/18	#5 SDSU at #1 NDSU	NDSU, 44-21
10/5/19	#1 NDSU at #6 ILS	NDSU, 37-3
10/5/19	#17 YSU at #13 UNI	UNI, 21-14
10/12/19	#1 NDSU at #10 UNI	NDSU, 46-14
10/12/19	#3 SDSU at #17 YSU	SDSU, 38-28
10/26/19	#1 NDSU at #3 SDSU	NDSU, 23-16
11/2/19	#9 UNI at #7 ILS	UNI, 27-10
11/9/19	#11 ILS at #4 SDSU	ILS, 27-18
11/16/19	#4 UNI at #8 SDSU	SDSU, 38-7
11/23/19	#1 NDSU at #25 SIU	NDSU, 21-7
12/7/19	#6 UNI at #10 SDSU	UNI, 13-10
12/14/19	#13 ILS at #1 NDSU	NDSU, 9-3
2/19/21*	#5 SDSU at #3 UNI	SDSU, 24-20
2/27/21	#3 SDSU at #14 UND	UND, 28-17
3/4/21	#20 USD at #4 UND	UND, 21-10
3/6/21	#15 ILS at #3 UNI	UNI, 20-10
3/13/21	#22 ILS at #5 NDSU	NDSU, 21-13
3/13/21	#4 UNI at #10 SIU	SIU, 17-16
3/20/21	#2 UND at #4 NDSU	NDSU, 34-13
3/20/21	#6 SDSU at #5 SIU	SDSU, 44-3
4/10/21	#2 NDSU at #21 UNI	NDSU, 23-20
4/17/21	#4 SDSU at #2 NDSU	SDSU, 27-17
4/24/21	#12 MSU at #6 UND	UND, 44-10
5/2/21	#14 SIU at #2 SDSU	SDSU, 31-26
10/2/21	#5 NDSU at #10 UND	NDSU, 16-10
10/9/21	#12 UNI at #5 NDSU	NDSU, 34-20
10/9/21	#7 SIU at #2 SDSU	SIU, 42-41
10/16/21	#22 UND at #4 SIU	SIU, 31-28
10/16/21	#21 USD at #16 UNI	USD, 34-21
10/23/21	#17 MSU at #3 NDSU	NDSU, 27-20
10/23/21	#20 UNI at #6 SDSU	UNI, 26-17
10/30/21	#3 SIU at #16 UNI	UNI, 23-16
11/6/21	#2 NDSU at #9 SDSU	SDSU, 27-19
11/6/21	#17 MSU at #7 SIU	MSU, 38-28
11/13/21	#20 UNI at #14 MSU	MSU, 34-27
11/13/21	#7 SDSU at #17 USD	USD, 23-20
11/20/21	#16 USD at #4 NDSU	NDSU, 52-24
11/27/21	#21 SIU at #16 USD	SIU, 22-10
12/4/21	#21 SIU at #3 NDSU	NDSU, 38-7

*based on preseason NCAA poll
Home Team: 122-88 (add in) • Higher-Ranked
Team: 131-80 (add in)
One neutral-site game (Jan. 10, 2015)

2008	Ranked Foe (Game Date)	Result
S. Dakota State	#14 Youngstown St. (Sept. 6)	W, 40-7
Youngstown St.	#20 S. Dakota State (Sept. 6)	L, 7-40
Indiana State	#20 Eastern Illinois (Sept. 13)	L, 3-38
S. Dakota State	#15 Western Illinois (Sept. 13)	W, 24-22
Western Illinois	#13 S. Dakota State (Sept. 13)	L, 22-24
Illinois State	#20 Eastern Illinois (Sept. 20)	L, 21-25
N. Dakota State	#24 Youngstown St. (Sept. 20)	L, 24-32
UNI	#12 S. Dakota State (Sept. 20)	W, 34-20
S. Dakota State	#7 UNI (Sept. 20)	L, 20-34
Youngstown St.	#2 N. Dakota State (Sept. 20)	W, 32-24
UNI	#13 Southern Illinois (Sept. 27)	L, 24-27
Southern Illinois	#5 UNI (Sept. 27)	W, 27-24
Youngstown St.	#25 Liberty (Sept. 27)	L, 28-31
Missouri State	#21 Western Illinois (Oct. 4)	L, 21-33
N. Dakota State	#11 Southern Illinois (Oct. 4)	W, 35-27
S. Dakota State	#4 McNeese State (Oct. 4)	L, 44-46
Southern Illinois	#6 N. Dakota State (Oct. 4)	L, 27-35
Illinois State	#8 UNI (Oct. 11)	L, 17-31
Indiana State	#15 Southern Illinois (Oct. 11)	L, 7-60
N. Dakota State	#17 Western Illinois (Oct. 11)	L, 22-27
Western Illinois	#6 N. Dakota State (Oct. 11)	W, 27-22
Indiana State	#15 Western Illinois (Oct. 18)	L, 0-56
N. Dakota State	#4 UNI (Oct. 18)	L, 13-23
UNI	#16 N. Dakota State (Oct. 18)	W, 23-13
S. Dakota State	#3 Cal Poly (Oct. 18)	L, 28-42
Youngstown St.	#14 Southern Illinois (Oct. 18)	L, 0-33
Illinois State	#25 N. Dakota State (Oct. 25)	L, 7-25
Missouri State	#13 Southern Illinois (Oct. 25)	L, 17-23
Youngstown St.	#4 UNI (Oct. 25)	L, 20-21
Indiana State	#24 N. Dakota State (Nov. 1)	L, 7-34
UNI	#12 Western Illinois (Nov. 1)	W, 30-6
Western Illinois	#4 UNI (Nov. 1)	L, 6-30
Missouri State	#4 UNI (Nov. 8)	L, 0-42
Southern Illinois	#17 Western Illinois (Nov. 8)	W, 24-14
Western Illinois	#9 Southern Illinois (Nov. 8)	L, 14-24
Illinois State	#25 Western Illinois (Nov. 15)	L, 45-48
Indiana State	#4 UNI (Nov. 15)	L, 0-28
Missouri State	#25 N. Dakota State (Nov. 15)	L, 27-48
S. Dakota State	#9 Southern Illinois (Nov. 15)	L, 35-38
Illinois State	#9 Southern Illinois (Nov. 22)	L, 10-17
S. Dakota State	#24 N. Dakota State (Nov. 22)	W, 25-24
Youngstown St.	#23 Western Illinois (Nov. 22)	W, 31-28
UNI	#20 Maine (Nov. 29)	W, 40-15
Southern Illinois	#10 New Hampshire (Nov. 29)	L, 20-29
UNI	#10 New Hampshire (Dec. 6)	W, 36-34
UNI	#6 Richmond (Dec. 13)	L, 20-21

TOTAL MVFC vs. Ranked Foes: 14-32 (2-7 vs. non-league)
Best win vs. Non-League Ranked Foe: No. 10 N. Hampshire

2009	Ranked Foe (Game Date)	Result
Indiana State	#18 S. Dakota St. (Sept. 19)	L, 0-41
Illinois State	#17 S. Dakota St. (Sept. 26)	L, 17-38
Missouri State	#3 UNI (Sept. 26)	L, 7-35
N. Dakota State	#8 Southern Illinois (Sept. 26)	L, 14-24
Indiana State	#3 UNI (Oct. 3)	L, 7-62
S. Dakota State	#17 Cal Poly (Oct. 3)	L, 14-21
Western Illinois	#8 Southern Illinois (Oct. 3)	L, 10-30
Illinois State	#6 Southern Illinois (Oct. 10)	L, 23-43
Missouri State	#19 S. Dakota St. (Oct. 10)	L, 17-24
N. Dakota State	#3 UNI (Oct. 10)	L, 27-42
N. Dakota State	#14 S. Dakota St. (Oct. 17)	L, 13-28
UNI	#5 Southern Illinois (Oct. 17)	L, 20-27
Southern Illinois	#2 UNI (Oct. 17)	W, 27-20
UNI	#11 S. Dakota St. (Oct. 24)	L, 14-24
S. Dakota State	#6 UNI (Oct. 24)	W, 24-14
Youngstown St.	#3 Southern Illinois (Oct. 24)	L, 8-27
Indiana State	#3 Southern Illinois (Oct. 31)	L, 0-33

Youngstown St.	#9 S. Dakota St. (Oct. 31)	L, 3-17
S. Dakota State	#3 Southern Illinois (Nov. 7)	L, 15-34
Southern Illinois	#9 S. Dakota St. (Nov. 7)	W, 34-15
Youngstown St.	#11 UNI (Nov. 7)	L, 7-28
Missouri State	#1 Southern Illinois (Nov. 14)	L, 24-44
Western Illinois	#11 UNI (Nov. 14)	L, 0-34
Illinois State	#9 UNI (Nov. 21)	W, 22-20
Western Illinois	#12 S. Dakota St. (Nov. 21)	L, 7-27
S. Dakota State	#1 Montana (Nov. 28)	L, 48-61
Southern Illinois	#17 Eastern Illinois (Nov. 28)	W, 48-7
Southern Illinois	#6 William & Mary (Dec. 5)	L, 3-24

TOTAL MVFC vs. Ranked Foes: 5-23 (1-3 vs. non-league)
Best win vs. Non-League Ranked Foe: No. 17 E. Illinois

2010	Ranked Foe (Game Date)	Result
N. Dakota State	#13 UNI (Sept. 11)	L, 9-16
UNI	#21 N. Dakota State (Sept. 11)	W, 16-9
S. Dakota State	#16 Delaware (Sept. 11)	L, 3-26
Illinois State	#20 S. Dakota St. (Sept. 18)	W, 24-14
UNI	#10 S.F. Austin (Sept. 18)	L, 20-22
Missouri State	#25 Illinois State (Sept. 25)	L, 41-44
N. Dakota State	#20 South Dakota (Sept. 25)	W, 38-16
Youngstown St.	#13 Southern Illinois (Sept. 25)	W, 31-28
Illinois State	#23 Southern Illinois (Oct. 2)	L, 17-38
Missouri State	#20 Youngstown State (Oct. 2)	W, 35-25
S. Dakota State	#17 UNI (Oct. 2)	L, 14-24
Southern Illinois	#19 Illinois State (Oct. 2)	W, 38-17
Western Illinois	#13 N. Dakota State (Oct. 2)	W, 28-16
UNI	#21 Southern Illinois (Oct. 9)	L, 38-45
S. Dakota State	#20 Western Illinois (Oct. 9)	W, 33-29
Southern Illinois	#15 UNI (Oct. 9)	W, 45-38
Youngstown St.	#17 N. Dakota State (Oct. 9)	L, 29-34
Illinois State	#15 N. Dakota State (Oct. 16)	W, 34-24
S. Dakota State	#15 Southern Illinois (Oct. 16)	W, 31-10
Youngstown St.	#23 Western Illinois (Oct. 16)	L, 38-40
Illinois State	#19 UNI (Oct. 23)	L, 14-42
Indiana State	#24 N. Dakota State (Oct. 23)	L, 15-27
Missouri State	#18 Western Illinois (Oct. 23)	W, 31-28
Illinois State	#24 Western Illinois (Oct. 30)	L, 38-65
Youngstown St.	#19 UNI (Oct. 30)	L, 30-34
Indiana State	#17 UNI (Nov. 6)	L, 20-30
Southern Illinois	#20 N. Dakota State (Nov. 6)	L, 6-20
Missouri State	#16 UNI (Nov. 13)	L, 14-38
S. Dakota State	#20 N. Dakota State (Nov. 13)	L, 24-31
Southern Illinois	#21 Western Illinois (Nov. 13)	W, 20-10
Missouri State	#17 N. Dakota State (Nov. 20)	W, 3-0
Western Illinois	#12 UNI (Nov. 20)	W, 30-14
UNI	#18 Lehigh (Nov. 27)	L, 7-14
N. Dakota State	#6 Montana State (Dec. 4)	W, 42-17
Western Illinois	#2 Appalachian State (Dec. 4)	L, 14-42
N. Dakota State	#1 E. Washington (Dec. 11)	L, 31-38

TOTAL MVFC vs. Ranked Foes: 16-20 (2-5 vs. non-league)
Best win vs. Non-League Ranked Foe: No. 6 Montana State

2011	Ranked Foe (Game Date)	Result
UNI	#16 S.F. Austin (Sept. 10)	W, 34-23
Indiana State	#24 Youngstown St. (Sept. 24)	W, 37-35
Missouri State	#13 Southern Illinois (Sept. 24)	L, 18-20
Western Illinois	#2 UNI	L, 10-38
Illinois State	#5 N. Dakota State (Oct. 1)	L, 10-20
Missouri State	#2 UNI (Oct. 1)	L, 7-42
S. Dakota State	#23 Indiana State (Oct. 1)	L, 28-38
Western Illinois	#12 Southern Illinois (Oct. 1)	W, 27-21
Indiana State	#2 UNI (Oct. 8)	L, 9-23
N. Dakota State	#17 Southern Illinois (Oct. 8)	W, 9-3
Southern Illinois	#4 N. Dakota State (Oct. 8)	L, 3-9
UNI	#17 Indiana State (Oct. 8)	W, 23-9
Illinois State	#14 South Dakota (Oct. 15)	W, 28-3

Missouri State	#4 N. Dakota State (Oct. 15)	L, 21-51
S. Dakota State	#2 UNI (Oct. 15)	L, 14-31
Western Illinois	#21 Indiana State (Oct. 15)	L, 24-46
Illinois State	#16 Indiana State (Oct. 22)	W, 17-14
S. Dakota State	#3 N. Dakota State (Oct. 22)	L, 14-38
Southern Illinois	#2 UNI (Oct. 22)	L, 10-17
N. Dakota State	#2 UNI (Oct. 29)	W, 27-19
Southern Illinois	#22 Illinois State (Oct. 29)	L, 30-38
UNI	#3 N. Dakota State (Oct. 29)	L, 19-27
Indiana State	#1 N. Dakota State (Nov. 5)	L, 16-27
N. Dakota State	#16 Indiana State (Nov. 5)	W, 27-16
Western Illinois	#17 Illinois State (Nov. 5)	L, 7-31
Youngstown St.	#6 UNI (Nov. 5)	L, 17-21
Missouri State	#23 Indiana State (Nov. 12)	L, 20-28
Youngstown St.	#1 N. Dakota State (Nov. 12)	W, 27-24
Illinois State	#4 UNI (Nov. 19)	L, 20-23
Southern Illinois	#23 Indiana State (Nov. 19)	W, 35-28
UNI	#14 Illinois State (Nov. 19)	W, 23-20
Western Illinois	#5 N. Dakota State (Nov. 19)	L, 21-37
N. Dakota State	#17 James Madison (Dec. 3)	W, 26-14
UNI	#11 Wofford (Dec. 3)	W, 28-21
N. Dakota State	#6 Lehigh (Dec. 10)	W, 24-0
UNI	#5 Montana (Dec. 10)	L, 10-48
N. Dakota State	#2 Ga. Southern (Dec. 17)	W, 35-7
N. Dakota State	#1 Sam Houston (Jan. 7)	W, 17-6

TOTAL MVFC vs. Ranked Foes: 17-21 (7-1 vs. non-league)
Best win vs. Non-League Ranked Foe: No. 1 Sam Houston

2012	Ranked Foe (Game Date)	Result
South Dakota	#10 Montana (Sept. 1)	L, 24-35
UNI	#3 Youngstown St. (Sept. 22)	L, 35-42
S. Dakota St.	#22 Indiana State (Sept. 22)	W, 24-10
Western Illinois	#15 Illinois State (Sept. 22)	L, 3-23
Youngstown St.	#8 UNI (Sept. 22)	W, 42-35
Missouri State	#25 S. Dakota St. (Sept. 29)	L, 7-17
N. Dakota St.	#14 UNI (Sept. 29)	W, 33-21
UNI	#1 N. Dakota St. (Sept. 29)	L, 21-33
South Dakota	#12 Illinois State (Sept. 29)	L, 31-34
N. Dakota St.	#3 Youngstown St. (Oct. 6)	W, 48-7
Southern Illinois	#9 Illinois State (Oct. 6)	W, 17-0
Youngstown St.	#1 N. Dakota St. (Oct. 6)	L, 7-48
Illinois State	#8 Youngstown St. (Oct. 13)	W, 35-28
Indiana State	#1 N. Dakota St. (Oct. 13)	W, 17-14
Western Illinois	#20 S. Dakota St. (Oct. 13)	L, 10-31
Youngstown St.	#14 Illinois State (Oct. 13)	L, 28-35
Missouri State	#11 Illinois State (Oct. 20)	W, 24-17
UNI	#20 S. Dakota St. (Oct. 20)	W, 27-6
South Dakota	#3 N. Dakota St. (Oct. 20)	L, 0-54
Southern Illinois	#15 Youngstown St. (Oct. 20)	W, 38-21
Western Illinois	#21 Indiana State (Oct. 20)	L, 7-23
UNI	#17 Illinois State (Oct. 27)	L, 21-33
South Dakota	#15 Indiana State (Oct. 27)	L, 14-45
S. Dakota St.	#21 Youngstown St. (Oct. 27)	W, 42-28
Southern Illinois	#3 N. Dakota State (Oct. 27)	L, 17-23
Illinois State	#14 Indiana State (Nov. 3)	W, 17-10
Indiana State	#15 Illinois State (Nov. 3)	L, 10-17
Missouri State	#1 N. Dakota St. (Nov. 3)	L, 17-21
Southern Illinois	#21 S. Dakota St. (Nov. 3)	L, 12-16
N. Dakota St.	#16 S. Dakota St. (Nov. 10)	W, 20-17
S. Dakota St.	#1 N. Dakota St. (Nov. 10)	L, 17-20
Illinois State	#1 N. Dakota St. (Nov. 17)	L, 20-38
N. Dakota St.	#11 Illinois State (Nov. 17)	W, 38-20
South Dakota	#21 S. Dakota St. (Nov. 17)	L, 8-31
Youngstown St.	#18 Indiana State (Nov. 17)	W, 27-6
S. Dakota St.	#25 Eastern Illinois (Nov. 24)	W, 58-10
Illinois State	#6 Appalachian St. (Dec. 1)	W, 38-37
N. Dakota St.	#19 S. Dakota St. (Dec. 1)	W, 28-3
S. Dakota St.	#1 N. Dakota St. (Dec. 1)	L, 3-28

Illinois State	#4 E. Washington (Dec. 8)	L, 35-51
N. Dakota St.	#9 Wofford (Dec. 8)	W, 14-7
N. Dakota St.	#6 Ga. Southern (Dec. 14)	W, 23-20
N. Dakota St.	#5 Sam Houston (Jan. 5)	W, 38-13

TOTAL MVFC vs. Ranked Foes: 21-22 (5-2 vs. non-league)
Best win vs. Non-League Ranked Foe: No. 5 Sam Houston

2013	Ranked Foe (Game Date)	Result
Southern Illinois	#14 Eastern Illinois (Sept. 7)	L, 37-40
Illinois State	#9 Eastern Illinois (Sept. 14)	L, 24-57
Missouri State	#13 C. Arkansas (Sept. 21)	L, 13-17
South Dakota	#22 N. Arizona (Sept. 21)	L, 16-22
Missouri State	#24 Illinois State (Sept. 28)	W, 37-10
N. Dakota State	#6 S. Dakota State (Sept. 28)	W, 20-0
UNI	#9 McNeese State (Sept. 28)	W, 41-6
S. Dakota State	#1 N. Dakota State (Sept. 28)	L, 0-20
Southern Illinois	#25 Youngstown St. (Sept. 28)	L, 27-28
Indiana State	#22 Youngstown St. (Oct. 5)	L, 24-35
N. Dakota State	#4 UNI (Oct. 5)	W, 24-23
UNI	#1 N. Dakota State (Oct. 5)	L, 23-24
Southern Illinois	#7 S. Dakota State (Oct. 5)	W, 27-24
Illinois State	#16 Youngstown St. (Oct. 12)	L, 21-59
Missouri State	#1 N. Dakota State (Oct. 12)	L, 26-41
Southern Illinois	#4 UNI (Oct. 12)	W, 24-17
Western Illinois	#13 S. Dakota State (Oct. 12)	L, 14-38
Missouri State	#15 S. Dakota State (Oct. 19)	W, 35-21
South Dakota	#11 UNI (Oct. 19)	W, 38-31
Southern Illinois	#1 N. Dakota State (Oct. 19)	L, 10-31
Western Illinois	#15 Youngstown St. (Oct. 19)	L, 14-24
Indiana State	#1 N. Dakota State (Oct. 26)	L, 10-56
UNI	#24 S. Dakota State (Oct. 26)	L, 34-37
S. Dakota State	#17 UNI (Oct. 26)	W, 37-34
South Dakota	#10 Youngstown State (Nov. 2)	L, 34-38
Illinois State	#1 N. Dakota State (Nov. 9)	L, 10-28
Indiana State	#19 S. Dakota State (Nov. 9)	L, 0-29
UNI	#9 Youngstown State (Nov. 9)	W, 22-20
South Dakota	#10 Montana (Nov. 9)	L, 27-31
N. Dakota State	#15 Youngstown St. (Nov. 16)	W, 35-17
South Dakota	#19 S. Dakota State (Nov. 16)	L, 12-27
Youngstown St.	#1 N. Dakota State (Nov. 16)	L, 17-35
South Dakota	#1 N. Dakota State (Nov. 23)	L, 0-42
S. Dakota State	#15 Youngstown St. (Nov. 23)	W, 42-13
Youngstown St.	#16 S. Dakota State (Nov. 23)	L, 13-42
S. Dakota State	#8 N. Arizona (Nov. 30)	W, 26-7
S. Dakota State	#3 E. Washington (Dec. 7)	L, 17-41
N. Dakota State	#11 Coastal Carolina (Dec. 14)	W, 48-14
N. Dakota State	#15 New Hampshire (Dec. 20)	W, 52-14
N. Dakota State	#7 Towson (Jan. 4)	W, 35-7

TOTAL MVFC vs. Ranked Foes: 16-24 (5-6 vs. non-league)
Best win vs. Non-League Ranked Foe: No. 7 Towson

2014	Ranked Foe (Game Date)	Result
Southern Illinois	#14 E. Illinois (Sept. 6)	W, 38-21
Illinois State	#24 E. Illinois (Sept. 13)	W, 34-15
South Dakota	#4 Montana (Sept. 13)	L, 20-28
N. Dakota State	#3 Montana (Sept. 20)	W, 22-10
South Dakota	#23 N. Arizona (Sept. 20)	W, 28-21
Indiana State	#22 Liberty (Sept. 27)	W, 38-19
Western Illinois	#16 Southern Illinois (Sept. 27)	L, 17-34
Illinois State	#9 S. Dakota State (Oct. 4)	W, 45-10
Indiana State	#10 UNI (Oct. 4)	W, 20-19
Missouri State	#12 Youngstown St. (Oct. 4)	L, 7-14
UNI	#25 Indiana State (Oct. 4)	L, 19-20
South Dakota	#16 Southern Illinois (Oct. 4)	L, 10-41
S. Dakota State	#22 Illinois State (Oct. 4)	L, 10-45
Western Illinois	#1 N. Dakota State (Oct. 4)	L, 10-17
Youngstown St.	#23 Missouri State (Oct. 4)	W, 14-7

Illinois State	#20 Indiana State (Oct. 11)	W, 20-18
Indiana State	#15 Illinois State (Oct. 11)	L, 18-20
Missouri State	#19 S. Dakota State (Oct. 11)	L, 28-32
N. Dakota State	#12 Southern Illinois (Oct. 11)	W, 38-10
South Dakota	#21 UNI (Oct. 11)	L, 16-27
Southern Illinois	#1 N. Dakota State (Oct. 11)	L, 10-38
Western Illinois	#10 Youngstown St. (Oct. 11)	W, 30-24
Indiana State	#1 N. Dakota State (Oct. 18)	L, 17-34
N. Dakota State	#22 Indiana State (Oct. 18)	W, 34-17
UNI	#16 S. Dakota State (Oct. 18)	L, 28-31
S. Dakota State	#20 UNI (Oct. 18)	W, 31-28
Southern Illinois	#19 Youngstown St. (Oct. 18)	L, 14-26
Western Illinois	#9 Illinois State (Oct. 18)	L, 34-37
Youngstown St.	#14 Southern Illinois (Oct. 18)	W, 26-14
Indiana State	#19 Southern Illinois (Oct. 25)	W, 41-26
Missouri State	#9 Illinois State (Oct. 25)	L, 7-21
South Dakota	#1 N. Dakota State (Oct. 25)	L, 7-47
S. Dakota State	#16 Youngstown St. (Oct. 25)	L, 27-30
Southern Illinois	#24 Indiana State (Oct. 25)	L, 26-41
Western Illinois	#23 UNI (Oct. 25)	L, 13-27
Youngstown St.	#13 S. Dakota State (Oct. 25)	W, 30-27
Illinois State	#22 UNI (Nov. 1)	L, 28-42
Missouri State	#19 Indiana State (Nov. 1)	L, 18-20
N. Dakota State	#18 S. Dakota State (Nov. 1)	W, 37-17
UNI	#6 Illinois State (Nov. 1)	W, 42-28
South Dakota	#11 Youngstown St. (Nov. 1)	L, 17-28
S. Dakota State	#1 N. Dakota State (Nov. 1)	L, 17-37
Illinois State	#10 Youngstown St. (Nov. 8)	W, 35-21
Indiana State	#22 S. Dakota State (Nov. 8)	L, 17-32
Missouri State	#24 Southern Illinois (Nov. 8)	L, 22-32
N. Dakota State	#19 UNI (Nov. 8)	L, 3-23
UNI	#1 N. Dakota State (Nov. 8)	W, 23-3
S. Dakota State	#17 Indiana State (Nov. 8)	W, 32-17
Youngstown St.	#12 Illinois State (Nov. 8)	L, 21-35
Indiana State	#15 Youngstown St. (Nov. 15)	W, 27-24
Missouri State	#1 N. Dakota State (Nov. 15)	L, 10-45
UNI	#22 Southern Illinois (Nov. 15)	W, 40-21
South Dakota	#7 Illinois State (Nov. 15)	L, 26-45
Southern Illinois	#12 UNI (Nov. 15)	L, 21-40
Western Illinois	#19 S. Dakota State (Nov. 15)	L, 24-59
Youngstown St.	#23 Indiana State (Nov. 15)	L, 24-27
Missouri State	#11 UNI (Nov. 22)	L, 24-38
N. Dakota State	#20 Youngstown St. (Nov. 22)	W, 38-14
South Dakota	#15 S. Dakota State (Nov. 22)	L, 14-37
Southern Illinois	#7 Illinois State (Nov. 22)	L, 29-44
Western Illinois	#18 Indiana State (Nov. 22)	W, 34-20
Youngstown St.	#3 N. Dakota State (Nov. 22)	L, 14-38
Indiana State	#16 E. Kentucky (Nov. 29)	W, 36-16
S. Dakota State	#17 Montana State (Nov. 29)	W, 47-40
Illinois State	#10 UNI (Dec. 6)	W, 41-21
Indiana State	#8 Chattanooga (Dec. 6)	L, 14-35
N. Dakota State	#13 S. Dakota State (Dec. 6)	W, 27-24
UNI	#7 Illinois State (Dec. 6)	L, 21-41
S. Dakota State	#2 N. Dakota State (Dec. 6)	L, 24-27
Illinois State	#4 E. Washington (Dec. 13)	W, 59-46
N. Dakota State	#6 Coastal Carolina (Dec. 13)	W, 39-32
N. Dakota State	#19 Sam Houston (Dec. 19)	W, 35-3
Illinois State	#1 N. Hampshire (Dec. 20)	W, 21-18
Illinois State	#2 N. Dakota State (Jan. 10)	L, 27-29
N. Dakota St.	#7 Illinois State (Jan. 10)	W, 29-27

TOTAL MVFC vs. Ranked: 34-41 (11-2 vs. non-league)
Best win vs. Non-League Ranked Foe: No. 1 New Hampshire

2015	Ranked Foe (Game Date)	Result
N. Dakota State	#12 Montana (Aug. 29)	L, 35-38
Western Illinois	#25 Eastern Illinois (Sept. 3)	W, 33-5
UNI	#7 E. Washington (Sept. 12)	W, 38-35
UNI	#17 Cal Poly (Sept. 19)	W, 34-20
Western Illinois	#1 Coastal Carolina (Sept. 19)	L, 27-34
Southern Illinois	#10 Liberty (Sept. 26)	W, 34-13
Illinois State	#6 UNI (Oct. 3)	W, 21-13
Missouri State	#21 Indiana State (Oct. 3)	L, 28-56
N. Dakota State	#5 S. Dakota State (Oct. 3)	W, 28-7
UNI	#4 Illinois State (Oct. 3)	L, 13-21
South Dakota	#10 Youngstown (Oct. 3)	L, 3-31
S. Dakota State	#2 N. Dakota State (Oct. 3)	L, 7-28
Illinois State	#7 Youngstown St. (Oct. 10)	W, 31-29
Indiana State	#10 S. Dakota State (Oct. 10)	L, 7-24
N. Dakota State	#10 UNI (Oct. 10)	W, 31-28
UNI	#2 N. Dakota State (Oct. 10)	L, 28-31
S. Dakota State	#19 Indiana State (Oct. 10)	W, 24-7
Youngstown St.	#4 Illinois State (Oct. 10)	L, 29-31
Missouri State	#4 Illinois State (Oct. 17)	L, 2-38
S. Dakota State	#11 Youngstown St. (Oct. 17)	W, 38-8
South Dakota	#2 N. Dakota State (Oct. 17)	W, 24-21
Southern Illinois	#21 Indiana State (Oct. 17)	L, 36-39
Western Illinois	#12 UNI (Oct. 17)	W, 24-19
Youngstown St.	#7 S. Dakota State (Oct. 17)	L, 8-38
Illinois State	#20 Western Illinois (Oct. 24)	W, 48-28
Indiana State	#8 N. Dakota State (Oct. 24)	L, 14-28
N. Dakota State	#18 Indiana State (Oct. 24)	W, 28-14
UNI	#6 S. Dakota State (Oct. 24)	W, 10-7
S. Dakota State	#22 UNI (Oct. 24)	L, 7-10
Southern Illinois	#16 Youngstown St. (Oct. 24)	W, 38-31
Western Illinois	#3 Illinois State (Oct. 24)	L, 28-48
Illinois State	#21 Indiana State (Oct. 31)	W, 27-24
Indiana State	#3 Illinois State (Oct. 31)	L, 24-27
Missouri State	#13 S. Dakota State (Oct. 31)	L, 0-39
South Dakota	#18 UNI (Oct. 31)	L, 7-20
Southern Illinois	#6 N. Dakota State (Oct. 31)	L, 29-35
Western Illinois	#24 Youngstown St. (Oct. 31)	L, 21-23
Youngstown St.	#23 Western Illinois (Oct. 31)	W, 23-21
Illinois State	#11 S. Dakota State (Nov. 7)	L, 20-25
Indiana State	#17 UNI (Nov. 7)	L, 13-59
Missouri State	#21 Youngstown St. (Nov. 7)	L, 7-47
UNI	#23 Indiana State (Nov. 7)	W, 59-13
S. Dakota State	#2 Illinois State (Nov. 7)	W, 25-20
Western Illinois	#5 N. Dakota State (Nov. 7)	L, 7-59
Missouri State	#17 UNI (Nov. 14)	L, 0-41
N. Dakota State	#20 Youngstown St. (Nov. 14)	W, 27-24
South Dakota	#5 S. Dakota State (Nov. 14)	L, 23-30
Southern Illinois	#6 Illinois State (Nov. 14)	L, 21-42
Youngstown St.	#2 N. Dakota State (Nov. 14)	L, 24-27
Missouri State	#2 N. Dakota State (Nov. 21)	L, 0-55
South Dakota	#6 Illinois State (Nov. 21)	L, 0-46
Southern Illinois	#15 UNI (Nov. 21)	L, 28-49
Western Illinois	#5 S. Dakota State (Nov. 21)	W, 30-24
UNI	#24 Eastern Illinois (Nov. 28)	W, 53-17
S. Dakota State	#16 Montana (Nov. 28)	L, 17-24
N. Dakota State	#16 Montana (Dec. 5)	W, 37-6
UNI	#5 Portland State (Dec. 5)	W, 29-17
Western Illinois	#2 Illinois State (Dec. 5)	L, 19-36
Illinois State	#11 Richmond (Dec. 11)	L, 27-39
N. Dakota State	#14 UNI (Dec. 12)	W, 23-13
UNI	#2 N. Dakota State (Dec. 12)	L, 13-23
N. Dakota State	#11 Richmond (Dec. 18)	W, 33-7
N. Dakota State	#1 Jacksonville State (Jan. 9)	W, 37-10

TOTAL MVFC vs. Ranked: 28-35 (9-4 vs. non-league) Best win vs. Non-League Ranked Foe: No. 1 Jacksonville State

2016	Ranked Foe (Game Date)	Result
N. Dakota St.	#6 Chas. Southern (Aug. 27)	W, 24-17
N. Dakota St.	#6 E. Washington (Sept. 10)	W, 50-44
UNI	#14 Montana (Sept. 10)	L, 14-20
Western Illinois	#17 N. Arizona (Sept. 10)	W, 34-20
UNI	#8 E. Washington (Sept. 17)	L, 30-34
Indiana State	#9 Illinois State (Sept. 24)	W, 34-31
Illinois State	#1 N. Dakota State (Oct. 1)	L, 10-31
N. Dakota St.	#18 Illinois State (Oct. 1)	W, 31-10
Missouri State	#24 Indiana State (Oct. 1)	W, 45-24
South Dakota	#15 Youngstown St. (Oct. 1)	L, 20-30
S. Dakota St.	#7 Western Illinois (Oct. 1)	W, 52-14
Southern Illinois	#12 UNI (Oct. 1)	L, 21-42
Western Illinois	#15 S. Dakota State (Oct. 1)	L, 14-52
Illinois State	#13 Youngstown St. (Oct. 8)	L, 6-20
Indiana State	#13 Western Illinois (Oct. 8)	L, 35-36
Missouri State	#1 N. Dakota State (Oct. 8)	L, 3-27
South Dakota	#11 UNI (Oct. 8)	W, 28-25
Southern Illinois	#12 S. Dakota State (Oct. 8)	L, 39-45
Youngstown St.	#22 Illinois State (Oct. 8)	W, 20-6
Missouri State	#12 Western Illinois (Oct. 15)	L, 35-38
N. Dakota St.	#11 S. Dakota State (Oct. 15)	L, 17-19
UNI	#11 Youngstown St. (Oct. 15)	L, 10-14
S. Dakota St.	#1 N. Dakota State (Oct. 15)	W, 19-17
Youngstown St.	#21 UNI (Oct. 15)	W, 14-10
N. Dakota St.	#12 Western Illinois (Oct. 22)	W, 21-13
S. Dakota St.	#12 Youngstown St. (Oct. 22)	W, 24-10
Western Illinois	#4 N. Dakota State (Oct. 22)	L, 13-21
Youngstown St.	#7 S. Dakota State (Oct. 22)	L, 10-24
Illinois State	#7 S. Dakota State (Oct. 29)	W, 38-21
Indiana State	#14 Youngstown St. (Oct. 29)	L, 10-13
UNI	#4 N. Dakota State (Oct. 29)	L, 20-24
South Dakota	#15 Western Illinois (Oct. 29)	L, 34-35
Western Illinois	#25 South Dakota (Oct. 29)	W, 35-34
Illinois State	#11 Western Illinois (Nov. 5)	W, 31-26
Missouri State	#13 S. Dakota State (Nov. 5)	L, 24-49
N. Dakota St.	#13 Youngstown State (Nov. 5)	W, 24-3
Youngstown St.	#4 N. Dakota State (Nov. 5)	L, 3-24
Indiana State	#4 N. Dakota State (Nov. 12)	L, 17-41
UNI	#17 Western Illinois (Nov. 12)	W, 30-23
South Dakota	#11 S. Dakota State (Nov. 12)	L, 21-28
Southern Illinois	#14 Youngstown St. (Nov. 12)	L, 14-21
Missouri State	#14 Youngstown St. (Nov. 19)	L, 20-65
UNI	#8 S. Dakota State (Nov. 19)	L, 24-45
South Dakota	#4 N. Dakota State (Nov. 19)	L, 21-28
Southern Illinois	#23 Western Illinois (Nov. 19)	W, 44-34
Illinois State	#14 C. Arkansas (Nov. 26)	L, 24-31
Youngstown St.	#23 Samford (Nov. 26)	W, 38-24
N. Dakota St.	#24 San Diego (Dec. 3)	W, 45-7
S. Dakota St.	#9 Villanova (Dec. 3)	W, 10-7
Youngstown St.	#2 Jacksonville State (Dec. 3)	W, 40-24
N. Dakota St.	#7 S. Dakota State (Dec. 10)	W, 36-10
S. Dakota St.	#3 N. Dakota State (Dec. 10)	L, 10-36
Youngstown St.	#19 Wofford (Dec. 10)	W, 30-23
N. Dakota St.	#4 James Madison (Dec. 16)	L, 17-27
Youngstown St.	#3 E. Washington (Dec. 17)	W, 40-38
Youngstown St.	#4 James Madison (Jan. 7)	L, 14-28

TOTAL MVFC vs. Ranked: 26-30 (9-5 vs. non-league) Best win vs. Non-League Ranked Foe: No. 2 Jacksonville State (FBS win over No. 11/13 Iowa)

2017	Ranked Foe (Game Date)	Result
N. Dakota St.	#6 E. Washington (Sept. 9)	W, 40-13
Missouri State	#11 North Dakota (Sept. 9)	L, 0-34
Indiana State	#19 Liberty (Sept. 16)	L, 41-42
South Dakota	#10 North Dakota (Sept. 16)	W, 45-7
Missouri State	#12 Illinois State (Sept. 23)	L, 9-34
Indiana State	#8 Illinois State (Sept. 30)	L, 13-24

South Dakota	#13 Western Illinois (Sept. 30)	W, 38-33
S. Dakota St.	#5 Youngstown St. (Sept. 30)	L, 7-19
Southern Illinois	#20 UNI (Sept. 30)	L, 17-24
Western Illinois	#10 South Dakota (Sept. 30)	L, 33-38
Youngstown St.	#4 S. Dakota State (Sept. 30)	W, 19-7
Missouri State	#2 N. Dakota State (Sept. 30)	L, 11-38
Indiana State	#2 N. Dakota State (Oct. 7)	L, 0-52
UNI	#15 Western Illinois (Oct. 7)	L, 29-38
South Dakota	#3 Youngstown State (Oct. 7)	W, 31-28
Southern Illinois	#8 S. Dakota State (Oct. 7)	L, 14-49
Youngstown St.	#6 South Dakota (Oct. 7)	L, 28-31
Indiana State	#4 South Dakota (Oct. 14)	L, 6-56
Missouri State	#14 Western Illinois (Oct. 14)	L, 30-49
N. Dakota St.	#8 Youngstown St. (Oct. 14)	W, 27-24
UNI	#7 S. Dakota State (Oct. 14)	W, 38-18
Southern Illinois	#15 Illinois State (Oct. 14)	W, 42-7
Youngstown St.	#2 N. Dakota State (Oct. 14)	L, 24-27
Illinois State	#4 South Dakota (Oct. 21)	W, 37-21
Missouri State	#13 S. Dakota State (Oct. 21)	L, 30-62
N. Dakota St.	#10 Western Illinois (Oct. 21)	W, 24-12
UNI	#9 Youngstown State (Oct. 21)	W, 19-14
South Dakota	#24 Illinois State (Oct. 21)	L, 21-37
Western Illinois	#2 N. Dakota State (Oct. 21)	L, 12-24
Illinois State	#19 Youngstown St. (Oct. 28)	W, 35-0
N. Dakota St.	#25 UNI (Oct. 28)	W, 30-14
UNI	#2 N. Dakota State (Oct. 28)	L, 14-30
S. Dakota St.	#12 Western Illinois (Oct. 28)	W, 52-24
Southern Illinois	#7 South Dakota (Oct. 28)	L, 0-42
Western Illinois	#11 S. Dakota State (Oct. 28)	L, 24-52
Youngstown St.	#16 Illinois State (Oct. 28)	L, 0-35
Illinois State	#15 Western Illinois (Nov. 4)	L, 14-31
N. Dakota St.	#8 S. Dakota State (Nov. 4)	L, 21-33
UNI	#6 South Dakota (Nov. 4)	W, 34-29
S. Dakota St.	#2 N. Dakota State (Nov. 4)	W, 33-21
Western Illinois	#12 Illinois State (Nov. 4)	W, 31-14
Illinois State	#5 S. Dakota State (Nov. 11)	L, 24-27
Indiana State	#11 Western Illinois (Nov. 11)	L, 0-45
Missouri State	#25 UNI (Nov. 11)	L, 10-25
N. Dakota St.	#10 South Dakota (Nov. 11)	W, 49-14
South Dakota	#5 N. Dakota State (Nov. 11)	L, 14-49
S. Dakota St.	#17 Illinois State (Nov. 11)	W, 27-24
Illinois State	#4 N. Dakota State (Nov. 18)	L, 7-20
Indiana State	#24 UNI (Nov. 18)	L, 3-41
N. Dakota St.	#21 Illinois State (Nov. 18)	W, 20-7
South Dakota	#5 S. Dakota State (Nov. 18)	L, 28-31
S. Dakota St.	#16 South Dakota (Nov. 18)	W, 31-28
Southern Illinois	#9 Western Illinois (Nov. 18)	L, 14-28
UNI	#23 Monmouth (Nov. 25)	W, 46-7
South Dakota	#22 Nicholls (Nov. 25)	W, 38-31
Western Illinois	#11 Weber State (Nov. 25)	L, 19-21
UNI	#6 S. Dakota State (Dec. 2)	L, 22-37
South Dakota	#5 Sam Houston St. (Dec. 2)	L, 42-54
S. Dakota St.	#20 UNI (Dec. 2)	W, 37-22
N. Dakota St.	#8 Wofford (Dec. 9)	W, 42-10
S. Dakota St.	#20 New Hampshire (Dec. 9)	W, 56-14
N. Dakota St.	#5 Sam Houston St. (Dec. 15)	W, 55-13
S. Dakota St.	#1 James Madison (Dec. 16)	L, 16-51
N. Dakota St.	#1 James Madison (Jan. 6)	W, 17-13

TOTAL MVFC vs. Ranked: 28-36 (8-5 vs. non-league) Best win vs. Non-League Ranked Foe: No. 1 James Madison

2018	Ranked Foe (Game Date)	Result
UNI	#24 Montana (Sept. 1)	L, 23-26
Missouri State	#20 N. Arizona (Sept. 15)	W, 40-8
South Dakota	#11 Weber State (Sept. 15)	L, 10-27
Western Illinois	#15 Montana (Sept. 15)	W, 31-27
Indiana State	#21 UNI (Sept. 27)	L, 0-33
Missouri State	#9 Illinois State (Sept. 29)	W, 24-21
N. Dakota St.	#3 S. Dakota State (Sept. 29)	W, 21-17

S. Dakota St.	#1 N. Dakota State (Sept. 29)	L, 17-21
Indiana State	#3 S. Dakota State (Oct. 6)	L, 51-54
N. Dakota St.	#22 UNI (Oct. 6)	W, 56-31
UNI	#1 N. Dakota State (Oct. 6)	L, 31-56
South Dakota	#24 Missouri State (Oct. 6)	W, 35-28
Western Illinois	#14 Illinois State (Oct. 6)	L, 16-33
UNI	#24 South Dakota (Oct. 13)	W, 42-28
Southern Illinois	#12 Illinois State (Oct. 13)	L, 3-51
Western Illinois	#1 N. Dakota State (Oct. 13)	L, 7-34
Youngstown St.	#2 S. Dakota State (Oct. 13)	L, 7-36
Illinois State	#1 N. Dakota State (Oct. 20)	L, 14-28
UNI	#2 S. Dakota State (Oct. 20)	W, 24-9
N. Dakota St.	#7 Illinois State (Oct. 20)	W, 28-14
S. Dakota St.	#25 UNI (Oct. 20)	L, 9-24
Illinois State	#7 S. Dakota State (Oct. 27)	L, 28-38
South Dakota	#1 N. Dakota State (Oct. 27)	L, 14-59
S. Dakota St.	#9 Illinois State (Oct. 27)	W, 38-28
Western Illinois	#17 UNI (Oct. 27)	W, 37-17
Missouri State	#3 S. Dakota State (Nov. 3)	L, 7-59
UNI	#13 Illinois State (Nov. 3)	W, 26-16
Youngstown St.	#1 N. Dakota State (Nov. 3)	L, 7-17
Indiana State	#21 N. Dakota State (Nov. 10)	W, 28-23
Missouri State	#1 N. Dakota State (Nov. 10)	L, 7-48
Southern Illinois	#6 S. Dakota State (Nov. 10)	L, 38-57
Youngstown St.	#22 UNI (Nov. 10)	W, 31-10
South Dakota	#5 S. Dakota State (Nov. 17)	L, 27-49
Southern Illinois	#1 N. Dakota State (Nov. 17)	L, 17-65
Western Illinois	#24 Indiana State (Nov. 17)	L, 13-15
UNI	#7 UC Davis (Dec. 1)	L, 16-23
N. Dakota St.	#23 Montana State (Dec. 1)	W, 52-10
N. Dakota St.	#7 Colgate (Dec. 8)	W, 35-0
S. Dakota St.	#2 Kennesaw State (Dec. 8)	W, 27-17
N. Dakota St.	#5 S. Dakota State (Dec. 14)	W, 44-21
S. Dakota St.	#1 N. Dakota State (Dec. 14)	L, 21-44
N. Dakota St.	#3 E. Washington (Jan. 5)	W, 38-24

TOTAL MVFC vs. Ranked: 19-23 (6-3 vs. non-league) Best win vs. Non-League Ranked Foe: No. 2 Kennesaw State

2019	Ranked Foe (Game Date)	Result
Southern Illinois	#17 SE Missouri St. (Aug. 29)	L, 26-44
South Dakota	#25 Montana (Aug. 31)	L, 17-31
N. Dakota St.	#18 Delaware (Sept. 14)	W, 47-22
Western Illinois	#10 Montana State (Sept. 14)	L, 14-23
Missouri State	#6 Kennesaw State (Sept. 21)	L, 24-35
N. Dakota St.	#4 UC Davis (Sept. 21)	W, 27-16
UNI	#5 Weber State (Sept. 28)	L, 17-29
Illinois State	#1 N. Dakota State (Oct. 5)	L, 3-37
N. Dakota St.	#6 Illinois State (Oct. 5)	W, 37-3
UNI	#17 Youngstown St. (Oct. 5)	W, 21-14
Southern Illinois	#3 S. Dakota State (Oct. 5)	L, 10-28
Youngstown St.	#13 UNI (Oct. 5)	L, 14-21
N. Dakota St.	#10 UNI (Oct. 12)	W, 46-14
UNI	#1 N. Dakota State (Oct. 12)	L, 14-46
S. Dakota St.	#17 Youngstown St. (Oct. 12)	W, 38-28
Southern Illinois	#13 Illinois State (Oct. 12)	L, 7-21
Youngstown St.	#3 S. Dakota State (Oct. 12)	L, 28-38
Indiana State	#3 S. Dakota State (Oct. 19)	L, 23-42
Missouri State	#1 N. Dakota State (Oct. 19)	L, 0-22
South Dakota	#14 UNI (Oct. 19)	L, 27-42
Southern Illinois	#18 Youngstown St. (Oct. 19)	W, 35-10
Western Illinois	#10 Illinois State (Oct. 19)	L, 14-28
Indiana State	#7 Illinois State (Oct. 26)	L, 7-24
Missouri State	#11 UNI (Oct. 26)	L, 6-29
N. Dakota St.	#3 S. Dakota State (Oct. 26)	W, 23-16
S. Dakota St.	#1 N. Dakota State (Oct. 26)	L, 16-23
Illinois State	#9 UNI (Nov. 2)	L, 10-27
Missouri State	#4 S. Dakota State (Nov. 2)	L, 14-35
UNI	#7 Illinois State (Nov. 2)	W, 27-10
Youngstown St.	#1 N. Dakota State (Nov. 2)	L, 17-56

Illinois State	#4 S. Dakota State (Nov. 9)	W, 27-18
Indiana State	#5 UNI (Nov. 9)	L, 9-17
S. Dakota St.	#11 Illinois State (Nov. 9)	L, 18-27
Western Illinois	#1 N. Dakota State (Nov. 9)	L, 21-57
Missouri State	#7 Illinois State (Nov. 16)	L, 12-17
UNI	#8 S. Dakota State (Nov. 16)	L, 7-38
South Dakota	#1 N. Dakota State (Nov. 16)	L, 14-49
S. Dakota St.	#4 UNI (Nov. 16)	W, 38-7
N. Dakota St.	#25 Southern Illinois (Nov. 23)	W, 21-7
South Dakota	#5 S. Dakota State (Nov. 23)	W, 24-21
Southern Illinois	#1 N. Dakota State (Nov. 23)	L, 7-21
Youngstown St.	#6 Illinois State (Nov. 23)	L, 3-21
Western Illinois	#9 UNI (Nov. 23)	L, 7-38
Illinois State	#12 SE Missouri St. (Nov. 30)	W, 24-6
Illinois State	#7 Central Arkansas (Dec. 7)	W, 24-14
N. Dakota St.	#19 Nicholls (Dec. 7)	W, 37-13
UNI	#10 S. Dakota State (Dec. 7)	W, 13-10
S. Dakota St.	#6 UNI (Dec. 7)	L, 10-13
UNI	#2 James Madison (Dec. 13)	L, 0-17
Illinois State	#1 N. Dakota State (Dec. 14)	L, 3-9
N. Dakota St.	#13 Illinois State (Dec. 14)	W, 9-3
N. Dakota St.	#5 Montana State (Dec. 21)	W, 42-14
N. Dakota St.	#2 James Madison (Jan. 11)	W, 28-20

TOTAL MVFC vs. Ranked: 20-33 (7-6 vs. non-league) Best win vs. Non-League Ranked Foe: No. 2 James Madison

2020 (Spring 21) Ranked Foe (Game Date) Result

Missouri State	#11 C. Arkansas (Sept. 26)	L, 20-27
N. Dakota St.	#11 C. Arkansas (Oct. 3)	W, 39-28
Missouri State	#11 C. Arkansas (Oct. 17)	L, 24-33
Southern Illinois	#25 SE Missouri (Oct. 30)	W, 20-17
S. Dakota St.	#3 UNI (Feb. 19)	W, 24-20
UNI	#5 S. Dakota State (Feb. 19)	L, 20-24
North Dakota	#24 Southern Illinois (Feb. 20)	W, 44-21
Youngstown St.	#1 N. Dakota State (Feb. 21)	L, 7-25
North Dakota	#3 S. Dakota State (Feb. 27)	W, 28-17
South Dakota	#7 Illinois State (Feb. 27)	W, 27-20
S. Dakota St.	#14 North Dakota (Feb. 27)	L, 17-28
Southern Illinois	#1 N. Dakota State (Feb. 27)	W, 38-14
Youngstown St.	#5 UNI (Feb. 27)	L, 0-21
North Dakota	#20 South Dakota (Mar. 4)	W, 21-10
South Dakota	#4 North Dakota (Mar. 4)	L, 10-21
Illinois State	#3 UNI (Mar. 6)	L, 10-20
Missouri State	#6 N. Dakota State (Mar. 6)	L, 0-25
UNI	#15 Illinois State (Mar. 6)	W, 20-10
Western Illinois	#8 S. Dakota State (Mar. 6)	L, 10-45
Youngstown St.	#11 Southern Illinois (Mar. 6)	L, 22-30
Illinois State	#5 N. Dakota State (Mar. 13)	L, 13-21
Missouri State	#21 South Dakota (Mar. 13)	W, 27-24
N. Dakota St.	#22 Illinois State (Mar. 13)	W, 21-13
Southern Illinois	#4 UNI (Mar. 13)	W, 17-16
UNI	#10 Southern Illinois (Mar. 13)	L, 16-17
Western Illinois	#3 North Dakota (Mar. 13)	L, 21-38
Youngstown St.	#8 S. Dakota State (Mar. 13)	L, 17-19
Missouri State	#10 UNI (Mar. 20)	W, 13-6
N. Dakota St.	#2 North Dakota (Mar. 20)	W, 34-13
North Dakota	#4 N. Dakota State (Mar. 20)	L, 13-34
S. Dakota St.	#5 Southern Illinois (Mar. 20)	W, 44-3
Southern Illinois	#6 S. Dakota State (Mar. 20)	L, 3-44
Missouri State	#10 Southern Illinois (Mar. 27)	W, 30-27
Western Illinois	#22 UNI (Mar. 27)	L, 20-34
N. Dakota St.	#21 UNI (April 10)	W, 23-20
UNI	#2 N. Dakota State (April 10)	L, 20-23
Youngstown St.	#15 Missouri State (April 10)	L, 10-21
N. Dakota St.	#4 S. Dakota State (April 17)	L, 17-27
S. Dakota St.	#2 N. Dakota State (April 17)	W, 27-17
Southern Illinois	#15 SE Louisiana (April 17)	W, 55-48
Missouri State	#6 North Dakota (April 24)	L, 10-44
North Dakota	#12 Missouri State (April 24)	W, 44-10

N. Dakota St.	#8 E. Washington (April 24)	W, 42-20
Southern Illinois	#3 Weber State (April 24)	W, 34-31
North Dakota	#1 James Madison (May 2)	L, 21-34
N. Dakota St.	#4 Sam Houston (May 2)	L, 20-24
S. Dakota St.	#14 Southern Illinois (May 2)	W, 31-26
Southern Illinois	#2 S. Dakota State (May 2)	L, 26-31
S. Dakota St.	#5 Delaware (May 8)	W, 33-3
S. Dakota St.	#4 Sam Houston (May 16)	L, 21-23

TOTAL MVFC vs. Ranked: 24-26 (6-5 vs. non-league) Best win vs. Non-League Ranked Foe: No. 3 Weber State

2021 Ranked Foe (Game Date) Result

Western Illinois	#4 Montana (Sept. 2)	L, 7-42
Missouri State	#11 C. Arkansas (Sept. 11)	W, 43-34
Western Illinois	#6 E. Washington (Sept. 18)	L, 56-62
Illinois State	#7 Southern Illinois (Sept. 25)	L, 17-35
Indiana State	#2 S. Dakota State (Sept. 25)	L, 0-44
South Dakota	#18 Missouri State (Sept. 25)	L, 23-31
Illinois State	#16 Missouri State (Oct. 2)	L, 20-41
North Dakota	#5 N. Dakota State (Oct. 2)	L, 10-16
N. Dakota St.	#10 North Dakota (Oct. 2)	W, 16-10
Western Illinois	#7 Southern Illinois (Oct. 2)	L, 30-31
Youngstown St.	#13 UNI (Oct. 2)	L, 7-34
N. Dakota St.	#12 UNI (Oct. 9)	W, 34-20
UNI	#5 N. Dakota State (Oct. 9)	L, 20-34
South Dakota	#13 North Dakota (Oct. 9)	W, 20-13
S. Dakota St.	#7 Southern Illinois (Oct. 9)	L, 41-42
Southern Illinois	#2 S. Dakota State (Oct. 9)	W, 42-41
Youngstown St.	#15 Missouri State (Oct. 9)	W, 41-33
Illinois State	#3 N. Dakota State (Oct. 16)	L, 0-20
Indiana State	#20 Missouri State (Oct. 16)	L, 7-37
North Dakota	#4 Southern Illinois (Oct. 16)	L, 28-31
UNI	#21 South Dakota (Oct. 16)	L, 21-34
South Dakota	#16 UNI (Oct. 16)	W, 34-21
Southern Illinois	#22 North Dakota (Oct. 16)	W, 31-28
Western Illinois	#7 S. Dakota State (Oct. 16)	L, 17-41
Illinois State	#15 South Dakota (Oct. 23)	W, 20-14
Missouri State	#3 N. Dakota State (Oct. 23)	L, 20-27
N. Dakota St.	#17 Missouri State (Oct. 23)	W, 27-20
UNI	#6 S. Dakota State (Oct. 23)	W, 26-17
S. Dakota St.	#20 UNI (Oct. 23)	L, 17-26
Indiana State	#2 N. Dakota State (Oct. 30)	L, 2-44
North Dakota	#17 Missouri State (Oct. 30)	L, 28-32
UNI	#3 Southern Illinois (Oct. 30)	W, 23-16
Southern Illinois	#16 UNI (Oct. 30)	L, 16-23
Youngstown St.	#10 S. Dakota State (Oct. 30)	L, 16-47
Illinois State	#13 UNI (Nov. 6)	W, 17-10
Missouri State	#7 Southern Illinois (Nov. 6)	W, 38-28
N. Dakota St.	#9 S. Dakota State (Nov. 6)	L, 19-27
S. Dakota St.	#2 N. Dakota State (Nov. 6)	W, 27-19
Southern Illinois	#17 Missouri State (Nov. 6)	L, 28-38
Western Illinois	#21 South Dakota (Nov. 6)	L, 21-42
Indiana State	#15 Southern Illinois (Nov. 13)	L, 21-47
Missouri State	#20 UNI (Nov. 13)	W, 34-27
UNI	#14 Missouri State (Nov. 13)	L, 27-34
South Dakota	#7 S. Dakota State (Nov. 13)	W, 23-20
S. Dakota St.	#17 South Dakota (Nov. 13)	L, 20-23
Youngstown St.	#5 N. Dakota State (Nov. 13)	L, 17-49
North Dakota	#12 S. Dakota State (Nov. 20)	L, 21-24
N. Dakota St.	#16 South Dakota (Nov. 20)	W, 52-24
South Dakota	#4 N. Dakota State (Nov. 20)	L, 24-52
Youngstown St.	#15 Southern Illinois (Nov. 20)	W, 35-18
Missouri State	#13 UT Martin (Nov. 27)	L, 31-32
South Dakota	#21 Southern Illinois (Nov. 27)	L, 10-22
S. Dakota St.	#14 UC Davis (Nov. 27)	W, 56-24
Southern Illinois	#17 South Dakota (Nov. 27)	W, 22-10
UNI	#4 E. Washington (Nov. 27)	L, 9-19
N. Dakota St.	#21 Southern Illinois (Dec. 4)	W, 38-7
S. Dakota St.	#8 Sacramento State (Dec. 4)	W, 24-19

Southern Illinois	#3 N. Dakota State (Dec. 4)	L, 7-38
N. Dakota St.	#8 ETSU (Dec. 11)	W, 27-3
S. Dakota St.	#6 Villanova (Dec. 11)	W, 35-21
N. Dakota St.	#2 James Madison (Dec. 17)	W, 20-14
S. Dakota St.	#7 Montana State (Dec. 18)	L, 17-31
N. Dakota St.	#7 Montana State (Jan. 8)	W, 38-10

TOTAL MVFC vs. Ranked: 27-36 (7-5 vs. non-league) Best win vs. Non-League Ranked Foe: No. 2 James Madison

1982

1. Eastern Kentucky
2. Louisiana Tech
3. Delaware
4. Tennessee Tech
5. **EASTERN ILLINOIS**
6. Furman
7. South Carolina State
8. Jackson State
9. Colgate
10. Grambling
11. Idaho
12. Northern Illinois
13. Holy Cross
14. Bowling Green State
15. Boise State
16. Western Michigan
17. Tenn.-Chattanooga
18. Northwestern State
19. Montana
20. Lafayette

1983

1. **SOUTHERN ILLINOIS**
2. Furman
3. Holy Cross
4. North Texas
5. **INDIANA STATE**
6. **EASTERN ILLINOIS**
7. Colgate
8. Eastern Kentucky
9. Western Carolina
10. Grambling
11. Nevada-Reno
12. Idaho State
13. Boston University
14. Northeast Louisiana
15. Jackson State
16. Middle Tennessee
17. Tennessee State
18. South Carolina State
19. Mississippi Valley
20. New Hampshire

1984

1. Alcorn State
2. Montana State
3. Rhode Island
4. Boston University
5. **INDIANA STATE**
6. Middle Tennessee
7. Mississippi Valley
8. Eastern Kentucky
9. Louisiana Tech
10. Arkansas State
11. New Hampshire
12. Richmond
13. Murray State
14. Western Carolina
15. Holy Cross
16. Furman
17. Tenn.-Chattanooga
18. **UNI**
19. Delaware
20. McNeese State

1985

1. Middle Tennessee
2. Furman
3. Nevada-Reno
4. **UNI**
5. Idaho
6. Arkansas State
7. Rhode Island
8. Grambling
9. Georgia Southern
10. Akron
11. Eastern Washington
12. Appalachian State
13. Delaware State
14. Louisiana Tech
15. Jackson State
16. William & Mary
17. Murray State
18. Richmond
19. Eastern Kentucky
20. Alcorn State

1986

1. Nevada-Reno
2. Arkansas State
3. **EASTERN ILLINOIS**
4. Georgia Southern
5. Holy Cross
6. Appalachian State
7. Pennsylvania
8. William & Mary
9. Jackson State
10. Eastern Kentucky
11. Sam Houston State
12. Nicholls State
13. Delaware
14. Tennessee State
15. Furman
16. Idaho
17. **SOUTHERN ILLINOIS**
18. Murray State
19. Connecticut
20. North Carolina A&T

1987

1. Holy Cross
2. Appalachian State
3. Northeast Louisiana
4. **UNI**
5. Idaho
6. Georgia Southern
7. Eastern Kentucky
8. James Madison
9. Jackson State
10. Weber State
11. Western Kentucky
12. Arkansas State
13. Maine
14. Marshall
15. Youngstown State
16. North Texas
17. Richmond
18. Howard
19. Sam Houston State
20. Delaware State

1988

1. Idaho
2. Georgia Southern
3. **WESTERN ILLINOIS**
4. Furman
5. Jackson State
6. Marshall
7. Eastern Kentucky
8. Northwestern State
9. Stephen F. Austin
10. Massachusetts
11. North Texas
12. Boise State
13. Western Kentucky
14. The Citadel
15. Delaware
16. Montana
17. Middle Tennessee
18. Florida A&M
19. Holy Cross
20. Grambling

1989

1. Georgia Southern
2. Furman
3. Stephen F. Austin
4. Holy Cross
5. Idaho
6. Montana
7. Appalachian State
8. Maine
9. **MISSOURI STATE**
10. Middle Tennessee
11. William & Mary
12. Eastern Kentucky
13. Grambling
14. Youngstown State
15. **EASTERN ILLINOIS**
16. Villanova
17. Jackson State
18. Connecticut
19. Nevada-Reno
20. **UNI**

1990

1. Middle Tennessee
2. Youngstown State
3. Georgia Southern
4. Nevada-Reno
5. Eastern Kentucky
6. **MISSOURI STATE**
7. William & Mary
8. Holy Cross
9. Massachusetts
10. Boise State
11. **UNI**
12. Furman
13. Idaho
14. Northeast Louisiana
15. The Citadel
16. Jackson State
17. Dartmouth
18. Central Florida
19. New Hampshire
20. North Carolina A&T

1991

1. Nevada-Reno
2. Eastern Kentucky
3. Holy Cross
4. UNI
5. Alabama State
6. Delaware
7. Villanova
8. Marshall
9. Middle Tennessee
10. Samford
11. New Hampshire
12. Sam Houston State
13. Youngstown State
14. **WESTERN ILLINOIS**
15. Weber State
16. James Madison
17. Appalachian State
18. Northeast Louisiana
19. McNeese State
20. The Citadel
21. Furman

1992

1. Northeast Louisiana
2. The Citadel
3. **UNI**
4. Middle Tennessee
5. Idaho
6. Marshall
7. Youngstown State
8. Delaware
9. Samford
10. Villanova
11. McNeese State
12. Eastern Kentucky
13. William & Mary
14. Eastern Washington
15. Florida A&M
16. Appalachian State
17. North Carolina A&T
18. Alcorn State
19. Liberty
20. **WESTERN ILLINOIS**

1993

1. Troy State
2. Georgia Southern
3. Montana
4. Northeast Louisiana
5. McNeese State
6. Boston University
7. Youngstown State
8. Howard
9. Marshall
10. William & Mary
11. Idaho
12. Central Florida
13. **UNI**
14. Stephen F. Austin
15. Southern University
16. Pennsylvania
17. Eastern Kentucky
18. Delaware
19. Western Kentucky
20. Eastern Washington

1994

1. Youngstown State
2. Boise State
3. Marshall
4. Montana
5. Eastern Kentucky
6. McNeese State
7. James Madison
8. Idaho
9. Appalachian State
10. Boston
11. **UNI**
12. Troy State
13. New Hampshire
14. Pennsylvania
15. North Texas
16. Middle Tennessee
17. Grambling State
18. Alcorn State
19. William & Mary
20. Central Florida
21. Stephen F. Austin
22. Hofstra
23. South Carolina State
24. **WESTERN ILLINOIS**
25. Northern Arizona

1995

1. Montana
2. Marshall
3. McNeese State
4. Stephen F. Austin
5. Appalachian State
6. Delaware
7. Troy State
8. Southern University
9. Murray State
10. Hofstra
11. Georgia Southern
12. Eastern Kentucky
13. **UNI**
14. **EASTERN ILLINOIS**
15. James Madison
16. Jackson State
17. Florida A&M
18. Idaho
19. William & Mary
20. Richmond
21. Boise State
22. Northern Arizona
23. Connecticut
24. **INDIANA STATE**
25. Middle Tennessee

1996

1. Marshall
2. Montana
3. **UNI**
4. Troy State
5. William & Mary

1997

1. Murray State
2. East Tennessee St.
3. Northern Arizona
4. Furman
5. Delaware
6. Jackson State
7. Villanova
8. **WESTERN ILLINOIS**
9. Florida A&M
10. Nicholls State
11. Eastern Illinois
12. New Hampshire
13. Youngstown State
14. Dartmouth
15. Howard
16. Stephen F. Austin
17. Appalachian State
18. **MISSOURI STATE**
19. Dayton
20. James Madison

1998

1. **YOUNGSTOWN ST.**
2. McNeese State
3. Delaware
4. Eastern Washington
5. Villanova
6. **WESTERN ILLINOIS**
7. Western Kentucky
8. Georgia Southern
9. Hampton
10. Florida A&M
11. Southern University
12. Montana
13. Jackson State
14. Hofstra
15. Eastern Kentucky
16. Cal Poly
17. Northwestern State
18. Stephen F. Austin
19. South Carolina St.
20. Liberty
21. Eastern Illinois
22. Appalachian State
23. Dayton
24. Northeastern
25. Colgate

1999

1. Massachusetts
2. Georgia Southern
3. Northwestern State
4. **WESTERN ILLINOIS**
5. Florida A&M
6. Appalachian State
7. Lehigh
8. McNeese State
9. Connecticut
10. Richmond
11. Hampton
12. Tennessee State
13. Troy State
14. Southern University
15. Montana
16. **ILLINOIS STATE**
17. William & Mary
18. Bethune-Cookman

- Western Kentucky
- Hofstra
- Colgate
- South Florida
- Delaware
- Murray State
- Montana State

1999

- Georgia Southern
- YOUNGSTOWN ST.**
- ILLINOIS STATE**
- Florida A&M
- Hofstra
- Troy State
- Massachusetts
- Montana
- Appalachian State
- North Carolina A&T
- Tennessee State
- Furman
- James Madison
- Lehigh
- UNI**
- Northern Arizona
- Southern Univ.
- Colgate
- Jackson State
- Portland State
- Elon College
- Stephen F. Austin
- South Florida
- Villanova
- Brown

2000

- Georgia Southern
- Montana
- Delaware
- Appalachian State
- Western Kentucky
- Richmond
- Hofstra
- Lehigh
- Troy State
- Furman
- YOUNGSTOWN ST.**
- WESTERN ILLINOIS**
- Grambling State
- Florida A&M
- Portland State
- McNeese State
- Eastern Illinois
- Weber State
- UNI**
- Bethune-Cookman
- North Carolina A&T
- Tennessee Tech
- Wofford
- ILLINOIS STATE**
- SW Texas State

2001

- Montana
- Furman
- Georgia Southern

- UNI**
- Lehigh
- Appalachian State
- Sam Houston State
- Grambling State
- Eastern Illinois
- Maine
- Hofstra
- WESTERN KY.**
- McNeese State
- Northwestern State
- YOUNGSTOWN ST.**
- Northern Arizona
- William & Mary
- Eastern Kentucky
- Harvard
- Villanova
- Rhode Island
- Florida A&M
- Tennessee Tech
- Pennsylvania
- Tennessee State

2002

- WESTERN KY.**
- McNeese State
- Georgia Southern
- Villanova
- WESTERN ILLINOIS**
- Maine
- Montana
- Grambling State
- Furman
- Appalachian State
- Northeastern
- Fordham
- Eastern Illinois
- Wofford
- Bethune-Cookman
- Northwestern State
- Pennsylvania
- Idaho State
- Montana State
- Murray State
- Eastern Kentucky
- Gardner-Webb
- Nicholls State
- Southeast Mo. State
- Colgate

2003

- Delaware
- Colgate
- Wofford
- Florida Atlantic
- UNI**
- WESTERN ILLINOIS**
- WESTERN KY.**
- McNeese State
- SOUTHERN ILLINOIS**
- Northern Arizona
- Massachusetts
- Penn
- Southern
- Montana
- Bethune-Cookman

- North Carolina A&T
- Grambling State
- Jacksonville State
- Northern Colorado
- Northeastern
- Montana State
- Idaho State
- Lehigh
- Georgia Southern
- Villanova

2004

- James Madison
- Montana
- William & Mary
- Sam Houston State
- Furman
- New Hampshire
- Delaware
- Eastern Washington
- SOUTHERN ILLINOIS**
- Georgia Southern
- WESTERN KY.**
- Hampton
- Harvard
- Jacksonville State
- Lehigh
- Cal Poly
- Northwestern State
- Wofford
- Lafayette
- Alabama State
- Penn
- South Carolina State
- North Dakota State
- Coastal Carolina
- UNI**

2005

- Appalachian State
- UNI**
- Furman
- Texas State
- New Hampshire
- Cal Poly
- SOUTHERN ILLINOIS**
- Richmond
- Georgia Southern
- Hampton
- Grambling State
- Montana
- Eastern Washington
- YOUNGSTOWN ST.**
- Brown
- Eastern Illinois
- Nicholls State
- Montana State
- Massachusetts
- South Carolina State
- Lafayette
- ILLINOIS STATE**
- Colgate
- Coastal Carolina
- James Madison

2006

- Appalachian State
- Massachusetts
- Montana
- YOUNGSTOWN ST.**
- North Dakota State
- New Hampshire
- SOUTHERN ILLINOIS**
- ILLINOIS STATE**
- James Madison
- Montana State
- Hampton
- Furman
- Tennessee-Martin
- Coastal Carolina
- Eastern Illinois
- Cal Poly
- UNI**
- Princeton
- Portland State
- San Diego
- McNeese State
- South Dakota State
- Wofford
- Central Arkansas
- Yale

2007

- Appalachian State
- Delaware
- SOUTHERN ILLINOIS**
- UNI**
- Richmond
- Wofford
- Massachusetts
- Eastern Washington
- North Dakota State
- Montana
- McNeese State
- James Madison
- Eastern Kentucky
- New Hampshire
- Delaware State
- YOUNGSTOWN ST.**
- Georgia Southern
- Eastern Illinois
- South Dakota State
- Fordham
- Harvard
- Yale
- Elon
- Cal Poly
- Grambling State

2008

- Richmond
- Montana
- James Madison
- UNI**
- Appalachian State
- Villanova
- Weber State
- New Hampshire
- Wofford
- Cal Poly
- SOUTHERN ILLINOIS**

- Central Arkansas
- South Carolina State
- Liberty
- Harvard
- Colgate
- Elon
- Maine
- Eastern Kentucky
- William & Mary
- McNeese State
- Texas State
- Jacksonville State
- Grambling State
- Prairie View A&M

2009

- Villanova
- Montana
- Appalachian State
- William & Mary
- Richmond
- SOUTHERN ILLINOIS**
- New Hampshire
- South Carolina State
- Elon
- Stephen F. Austin
- SOUTH DAKOTA ST.**
- McNeese State
- Eastern Washington
- Holy Cross
- Prairie View A&M
- Jacksonville State
- Weber State
- UNI**
- Eastern Illinois
- Penn
- Colgate
- Liberty
- Florida A&M
- Lafayette
- Texas State

2010

- Eastern Washington
- Delaware
- Villanova
- Appalachian State
- Georgia Southern
- Wofford
- New Hampshire
- Stephen F. Austin
- NORTH DAKOTA ST.**
- William & Mary
- Montana State
- Jacksonville State
- SE Missouri State
- Lehigh
- Bethune-Cookman
- South Carolina State
- WESTERN ILLINOIS**
- Penn
- UNI**
- Montana
- Liberty
- Jacksonville
- Grambling State

- Cal Poly
- Dayton

2011

- NORTH DAKOTA ST.**
- Sam Houston State
- Montana
- Georgia Southern
- Lehigh
- UNI**
- Montana State
- Maine
- Towson
- Old Dominion
- New Hampshire
- Appalachian State
- Wofford
- Central Arkansas
- James Madison
- Harvard
- Delaware
- Stony Brook
- Norfolk State
- ILLINOIS STATE**
- Tennessee Tech
- Jackson State
- North Dakota
- Eastern Kentucky
- Liberty

2012

- NORTH DAKOTA ST.**
- Sam Houston State
- Georgia Southern
- Eastern Washington
- Montana State
- Old Dominion
- Wofford
- ILLINOIS STATE**
- Appalachian State
- Central Arkansas
- Stony Brook
- Cal Poly
- New Hampshire
- S. DAKOTA ST.**
- Villanova
- Lehigh
- Towson
- Richmond
- James Madison
- Northern Arizona
- Wagner
- Bethune-Cookman
- Eastern Kentucky
- Coastal Carolina
- Colgate

2013

- NORTH DAKOTA ST.**
- Towson
- Eastern Washington
- Eastern Illinois
- New Hampshire
- SE Louisiana
- Coastal Carolina
- Montana

- 9. Fordham
- 10. Jacksonville State
- 11. McNeese State
- 12. Maine
- 13. **SOUTH DAKOTA ST.**
- 14. Sam Houston State
- 15. Northern Arizona
- 16. Bethune-Cookman
- 17. Tennessee State
- 18. **YOUNGSTOWN ST.**
- 19. Samford
- 20. Montana State
- 21. Southern Utah
- 22. Furman
- 23. Chattanooga
- 24. Charleston Southern
- 25. South Carolina State

2014

- 1. **NORTH DAKOTA ST.**
- 2. **ILLINOIS STATE**
- 3. New Hampshire
- 4. Eastern Washington
- 5. Coastal Carolina
- 6. Sam Houston State
- 7. Villanova
- 8. Chattanooga
- 9. Jacksonville State
- 10. **UNI**
- 11. Fordham
- 12. **SOUTH DAKOTA ST.**
- 13. Montana
- 14. SE Louisiana
- 15. Harvard
- 16. Richmond
- 17. Liberty
- 18. James Madison
- 19. **INDIANA STATE**
- 20. Montana State
- 21. Eastern Kentucky
- 22. **YOUNGSTOWN ST.**
- 23. Bethune-Cookman
- 24. Sacred Heart
- 25. Idaho State

2015

- 1. **NORTH DAKOTA ST.**
- 2. Jacksonville State
- 3. Sam Houston State
- 4. Richmond
- 5. **ILLINOIS STATE**
- 6. Charleston Southern
- 7. McNeese State
- 8. **UNI**
- 9. Chattanooga
- 10. Portland State
- 11. James Madison
- 12. William & Mary
- 13. The Citadel
- 14. Montana
- 15. **SOUTH DAKOTA ST.**
- 16. Coastal Carolina
- 17. Colgate
- 18. Southern Utah
- 19. Fordham
- 20. Harvard

- 21. North Carolina A&T
- 22. **WESTERN ILLINOIS**
- 23. Dartmouth
- 24. Grambling State
- 25. Eastern Illinois

2016

- 1. James Madison
- 2. **YOUNGSTOWN ST.**
- 3. **NORTH DAKOTA ST.**
- 4. Eastern Washington
- 5. Sam Houston State
- 6. **SOUTH DAKOTA ST.**
- 7. Jacksonville State
- 8. Richmond
- 9. Wofford
- 10. The Citadel
- 11. Villanova
- 12. North Dakota
- 13. Chattanooga
- 14. Central Arkansas
- 15. Charleston Southern
- 16. Grambling State
- 17. New Hampshire
- 18. Coastal Carolina
- 19. San Diego
- 20. North Carolina A&T
- 21. Lehigh
- 22. N.C. Central
- 23. Samford
- 24. Cal Poly
- 25. Weber State

2017

- 1. **NORTH DAKOTA ST.**
- 2. James Madison
- 3. **SOUTH DAKOTA ST.**
- 4. Sam Houston State
- 5. Weber State
- 6. Wofford
- 7. North Carolina A&T
- 8. Kennesaw State
- 9. Jacksonville State
- 10. Central Arkansas
- 11. Stony Brook
- 12. New Hampshire
- 13. **WESTERN ILLINOIS**
- 14. Southern Utah
- 15. **SOUTH DAKOTA**
- 16. Grambling State
- 17. **UNI**
- 18. Samford
- 19. Furman
- 20. Elon
- 21. Eastern Washington
- 22. McNeese State
- 23. San Diego
- 24. Yale
- 25. Nicholls

2018

- 1. **NORTH DAKOTA ST.**
- 2. Eastern Washington
- 3. **SOUTH DAKOTA ST.**
- 4. Maine
- 5. Kennesaw State

- 6. Weber State
- 7. UC Davis
- 8. Colgate
- 9. James Madison
- 10. Jacksonville State
- 11. Princeton
- 12. North Carolina A&T
- 13. Wofford
- 14. Nicholls
- 15. SE Missouri State
- 16. Stony Brook
- 17. Montana State
- 18. Dartmouth
- 19. Elon
- 20. Towson
- 21. Duquesne
- 22. ETSU
- 23. **UNI**
- 24. Delaware
- 25. San Diego

2019

- 1. **NORTH DAKOTA ST.**
- 2. James Madison
- 3. Weber State
- 4. Montana State
- 5. **UNI**
- 6. Montana
- 7. **ILLINOIS STATE**
- 8. Austin Peay
- 9. Sacramento State
- 10. **SOUTH DAKOTA ST.**
- 11. Central Arkansas
- 12. Monmouth
- 13. Kennesaw State
- 14. Nicholls
- 15. Villanova
- 16. Wofford
- 17. SE Missouri State
- 18. Albany
- 19. SE Louisiana
- 20. North Carolina A&T
- 21. Furman
- 22. Dartmouth
- 23. C. Connecticut State
- 24. Florida A&M
- 25. Yale

2020 (Spring 2021)

- 1. Sam Houston
- 2. **SOUTH DAKOTA ST.**
- 3. James Madison
- 4. Delaware
- 5. **NORTH DAKOTA ST.**
- 6. **NORTH DAKOTA**
- 7. Jacksonville State
- 8. **SOUTHERN ILLINOIS**
- 9. Weber State
- 10. Eastern Washington
- 11. Monmouth
- 12. VMI
- 13. **MISSOURI STATE**
- 14. UC Davis
- 15. Richmond
- 16. Villanova
- 17. Kennesaw State

- 18. Murray State
- 18. Rhode Island
- 20. SE Louisiana
- 21. ETSU
- 22. Sacred Heart
- 23. Austin Peay
- 24. Alabama A&M
- 25. Nicholls

2021

- 1. **NORTH DAKOTA ST.**
- 2. Montana State
- 3. James Madison
- 4. **SOUTH DAKOTA ST.**
- 5. Sam Houston
- 6. Montana
- 7. Eastern Washington
- 8. Villanova
- 9. ETSU
- 10. Sacramento State
- 11. Kennesaw State
- 12. UIW
- 13. UT Martin
- 14. **MISSOURI STATE**
- 15. SE Louisiana
- 16. **SOUTHERN ILLINOIS**
- 17. UC Davis
- 18. **SOUTH DAKOTA**
- 19. Holy Cross
- 20. Dartmouth
- 21. Stephen F. Austin
- 22. Jackson State
- 23. **UNI**
- 24. Princeton
- 25. Florida A&M

Poll conducted by NCAA FCS football committee from 1982-92, by The Sports Network thru 2014, and currently by Stats Perform. Polls are final regular-season from 1982-1993. Post-playoff polls listed from 1994-present.